

Traffic Calming Study Carver Ranches Neighborhood Study Area "B"



City of West Park



©2012 Kimley-Horn and Associates, Inc.
January 2012
043410001

Traffic Calming Study Carver Ranches Neighborhood Study Area "B" West Park, Florida

Prepared for:



City of West Park

Prepared by:



Kimley-Horn and Associates, Inc.
Fort Lauderdale, Florida

TABLE OF CONTENTS

INTRODUCTION	1
DATA COLLECTION.....	3
Kick-off Meeting with Residents.....	3
Field Observations.....	5
DATA ANALYSIS.....	9
Traffic Volumes.....	9
Hourly Distribution of Traffic Volume	13
Speed Data.....	16
Traffic Control Analysis at SW 25 th Street and SW 56 th Avenue.....	20
Emergency Traffic Signal at 2600 Block of SW 40 th Avenue	21
Extended School Zones in Study Area	22
Hallandale Beach Boulevard Roadway Improvements.....	22
Data Analysis Conclusions	24
TRAFFIC IMPROVEMENT PLAN	25
Traffic Calming Treatments	25
Proposed Traffic Calming Improvement Plan.....	30
Planning Level Cost Estimate.....	35
CONCLUSIONS AND RECOMMENDATIONS	36

APPENDICES

Appendix A: Meeting Notes

Appendix B: Traffic, Speed Data, and FDOT Peak Season Category Factor Report

Appendix C: Traffic Control Analysis at SW 25th Street and SW 56th Avenue

Appendix D: 2600 Block of SW 40th Avenue Emergency Traffic Signal Analysis

Appendix E: Agency Coordination



LIST OF FIGURES

Figure 1: Study Area	2
Figure 2: Roadways Exceeding Livability Thresholds	12
Figure 3: A.M. Peak Hour Traffic Flow Patterns.....	14
Figure 4: P.M. Peak Hour Traffic Flow Patterns.....	15
Figure 5: 85 th Percentile Speeds.....	17
Figure 6: 85 th Percentile Speed Exceeds Posted Speed Limit by 5 or More MPH.....	19
Figure 7: Traffic Calming Improvement Plan Phase 1	33
Figure 8: Traffic Calming Improvement Plan Phase 2	34

LIST OF TABLES

Table 1: Summary of Peak Season Traffic Volumes	10
Table 2: Traffic Volume Comparison to Livability Thresholds	11
Table 3: Summary of Speed Measurements.....	16
Table 4: Signal Warrant Analysis Summary SW 56th Avenue and SW 25th Street	20
Table 5: Planning Level Cost Estimate	35



INTRODUCTION

The City of West Park retained Kimley-Horn and Associates, Inc. to assess traffic conditions within the Carver Ranches neighborhood generally bounded by SW 38th Avenue to the east, SW 58th Avenue to the west, Pembroke Road (SR-824) to the north, and Hallandale Beach Boulevard (SR-858) to the south. The objective of this study is to determine if improvements are necessary to enhance the quality of life for the residents by managing traffic concerns in a manner to minimize through-traffic intrusion into the residential neighborhood and to maintain vehicle speeds at suitable levels. This report presents input from the residents and the City of West Park staff, field observations, traffic counts, vehicle speed measurements, an analysis of existing traffic conditions, and a conceptual improvement plan. Figure 1 presents a map of the study area.



Local Street Typical Signage





LEGEND
 STUDY BOUNDARY

FIGURE 1 – STUDY AREA
 WEST PARK “B”
 NEIGHBORHOOD TRAFFIC CALMING STUDY

DATA COLLECTION

Kick-off Meeting with Residents

A community kick-off meeting was held on April 12, 2011, to discuss the neighborhood traffic calming study. The primary purpose of the meeting was to gather input from the residents regarding existing traffic and safety issues so that data collection efforts could be targeted to verify specific issues. In general, the primary issues identified by residents included speeding and traffic intrusion. Pertinent traffic issues discussed include the following:

- SW 48th Avenue
 - Cut-through traffic issue in early evening between SW 25th Street and Hallandale Beach Boulevard in southbound direction
- SW 40th Avenue from Hallandale Beach Boulevard to Pembroke Road
 - Truck traffic in morning hours
 - Speeding throughout the day
 - Need emergency signal for Fire Department
 - Truck traffic at SW 28th Street an issue
- SW 46th Avenue
 - Speeding in evenings between Hallandale Beach Boulevard and SW 25th Street northbound direction
- SW 25th Street Corridor
 - Speeding and excessive traffic volumes
 - Buses
 - Two-way stop control at 46th Avenue, examine all-way stop control
 - Two-way stop control at SW 56th Avenue makes it difficult to access SW 56th Avenue
 - Automobile repair traffic between SW 48th Avenue and SW 46th Avenue
- Pembroke Road
 - SW 58th Avenue median separator impedes access
- SW 21st Street
 - Stop sign running at SW 42nd Avenue
 - Poor sight distance at SW 42nd Avenue
- SW 52nd Avenue Corridor
 - No stop-control along corridor
 - Speeding along corridor
 - Poor sight distance at intersections
- General Comments
 - Stop signs at north part of neighborhood are helpful, less traffic in this area
 - Businesses along Hallandale Beach Boulevard generate traffic intrusion into neighborhood
 - Monday through Friday truck traffic is heavy

Detailed meeting notes are contained in Appendix A.



Traffic Data

Traffic data were collected to measure the existing traffic conditions at locations throughout the study area. The traffic data collection included 24-hour traffic volume counts, speed counts, and field reviews of traffic patterns during the A.M. and P.M. peak period.

Traffic volume and speed data were collected during April 2011. The locations and type of data collected are listed below. The traffic count and speed data are included in Appendix A.

24-Hour Volume and Speed Counts:

- SW 56th Avenue south of SW 24th Street
- SW 54th Avenue south of SW 19th Street
- SW 52nd Avenue south of SW 21st Street
- SW 50th Avenue south of SW 22nd Street
- SW 48th Avenue south of SW 26th Street
- SW 46th Avenue south of SW 23rd Street
- SW 46th Avenue south of SW 27th Street
- SW 44th Avenue south of SW 19th Street
- SW 42nd Avenue south of SW 21st Street
- SW 40th Avenue south of SW 22nd Street
- SW 40th Avenue south of SW 25th Street
- SW 38th Avenue south of SW 26th Street
- SW 18th Street east of SW 54th Avenue
- SW 19th Street east of SW 52nd Avenue
- SW 22nd Street east of SW 54th Avenue
- SW 23rd Street east of SW 44th Avenue
- SW 25th Street east of SW 54th Avenue
- SW 25th Street east of SW 48th Avenue
- SW 27th Street east of SW 44th Avenue
- SW 28th Street east of SW 40th Avenue



Field Observations

Field reviews were performed in conjunction with traffic data collection to assess overall traffic characteristics of the neighborhood. Field observations determined that most roadways lack design characteristics that effectively manage traffic. A summary of field observations is listed below.

Traffic Control Features and Roadway Characteristics:

- Landscaped median is provided on SW 48th Avenue between Pembroke Road and SW 21st Street.
- Continuous sidewalks are provided throughout most of the study area.
- Most local neighborhood streets have street lighting.
- Speed humps are provided along SW 44th Avenue between SW 21st Street and SW 23rd Street.
- Curb and gutter is not found throughout the study area.
- No turning movement prohibitions were observed in the study area.
- Majority of local streets have minimum or no horizontal visual breaks which facilitates speeding.
- Curb extensions were not observed throughout the study area.
- "Local traffic only" signage was not observed throughout the study area.
- "No thru trucks" signage is prevalent on streets entering the neighborhood along SW 40th Avenue and SW 56th Avenue.



Landscaped Median
(SW 48th Avenue)





Streets with Straight Unobstructed Sightlines Facilitate Speeding
(SW 46th Street)



Speed Hump
(SW 44th Avenue)





Local Streets with Continuous Sidewalks
(SW 42th Avenue)

Traffic Flow Observations:

- SW 40th Avenue, SW 44th Avenue, SW 46th Avenue, SW 48th Avenue, SW 52nd Avenue, SW 56th Avenue, and SW 25th Street carry the heaviest traffic volumes.
- Several vehicles were observed traveling at what appeared to be speeds higher than the posted speed limit along SW 40th Avenue, SW 46th Avenue, SW 56th Avenue, and SW 25th Street.
- Broward County Transit Bus Route 15 travels in the study area.
- Broward County Fire Station is located at the southeast corner of SW 26th Street and SW 40th Avenue. Warning Beacons for the Fire Station are provided along SW 40th Avenue but no Emergency-Vehicle Traffic Control Signal is provided.





Broward County Bus Stop



Fire Station Warning Beacon
(SW 40th Avenue)



DATA ANALYSIS

The objective of the data analysis is to identify the need and locations for traffic calming improvements within the study area. These improvements are determined by (i) assessing the existing traffic conditions in the study area, (ii) determining if livability thresholds for residential neighborhood streets are being exceeded, and (iii) evaluating the traffic data to identify potential cut-through patterns.

Traffic Volumes

A summary of the daily traffic volumes on area streets is presented in Table 1. Appendix B includes the 24-hour traffic volume counts. The Florida Department of Transportation (FDOT) peak season conversion factor was applied to the traffic counts to adjust the traffic to peak season volumes. The appropriate peak season conversion factor for the week when the traffic counts were collected is 1.03. The FDOT peak season factor category report is also included in Appendix B.



Table 1: Summary of Peak Season Traffic Volumes

Roadway Segment	Daily Traffic Volume	A.M. Peak Hour	A.M. Peak Volume	P.M. Peak Hour	P.M. Peak Volume
SW 56 th Avenue south of SW 24 th Street	11,435	7:45-8:45	690	4:45-5:45	958
SW 54 th Avenue south of SW 19 th Street	388	8:30-9:30	26	7:00-8:00	41
SW 52 nd Avenue south of SW 21 st Street	1,588	7:30-8:30	103	4:30-5:30	136
SW 50 th Avenue south of SW 22 nd Street	485	8:00-9:00	37	7:30-8:30	58
SW 48 th Avenue south of SW 26 th Street	1,879	7:15-8:15	196	1:45-2:45	174
SW 46 th Avenue south of SW 23 rd Street	1,301	7:15-8:15	82	6:45-7:45	108
SW 46 th Avenue south of SW 27 th Street	1,510	7:15-8:15	100	8:00-9:00	133
SW 44 th Avenue south of SW 19 th Street	2,225	7:15-8:15	130	4:45-5:45	226
SW 42 nd Avenue south of SW 21 st Street	873	7:45-8:45	70	5:45-6:45	83
SW 40 th Avenue south of SW 22 nd Street	6,498	7:15-8:15	489	5:00-6:00	572
SW 40 th Avenue south of SW 25 th Street	6,027	7:15-8:15	442	5:00-6:00	524
SW 38 th Avenue south of SW 26 th Street	321	7:15-8:15	25	4:15-5:15	34
SW 18 th Street east of SW 54 th Avenue	1,115	7:45-8:45	77	3:15-4:15	104
SW 19 th Street east of SW 52 nd Avenue	894	9:45-10:45	57	5:30-6:30	80
SW 22 nd Street east of SW 54 th Avenue	699	8:00-9:00	39	7:15-8:15	62
SW 23 rd Street east of SW 44 th Avenue	733	7:30-8:30	53	5:45-6:45	70
SW 25 th Street east of SW 54 th Avenue	2,396	7:15-8:15	180	4:30-5:30	194
SW 25 th Street east of SW 48 th Avenue	1,501	7:00-8:00	121	4:00-5:00	128
SW 27 th Street east of SW 44 th Avenue	370	7:45-8:45	24	3:15-4:15	38
SW 28 th Street east of SW 40 th Avenue	240	9:00-10:00	21	6:15-7:15	26

The *Broward County Neighborhood Traffic Management Manual* provides guidelines for when the livability of residential streets is compromised. For residential local streets, traffic volumes should not exceed 1,500 vehicles per day. Table 2 summarizes the daily and peak hour traffic volumes and compares these volumes to the livability thresholds. Figure 2 provides a graphic representation of roadways that exceed livability thresholds.



Table 2: Traffic Volume Comparison to Livability Thresholds

Roadway	Roadway Classification	Peak Season Daily Volumes	Exceeds Livability Threshold? ⁽¹⁾
SW 56 th Avenue south of SW 24 th Street	Collector (City Principal Arterial)	11,435	N/A
SW 54 th Avenue south of SW 19 th Street	Local	388	No
SW 52 nd Avenue south of SW 21 st Street	Local	1,588	Yes
SW 50 th Avenue south of SW 22 nd Street	Local	485	No
SW 48 th Avenue south of SW 26 th Street	Local	1,879	Yes
SW 46 th Avenue south of SW 23 rd Street	Local	1,301	No
SW 46 th Avenue south of SW 27 th Street	Local	1,510	Yes
SW 44 th Avenue south of SW 19 th Street	Local	2,225	Yes
SW 42 nd Avenue south of SW 21 st Street	Local	873	No
SW 40 th Avenue south of SW 22 nd Street	Collector (City Principal Arterial)	6,498	N/A
SW 40 th Avenue south of SW 25 th Street	Collector (City Principal Arterial)	6,027	N/A
SW 38 th Avenue south of SW 26 th Street	Local	321	No
SW 18 th Street east of SW 54 th Avenue	Local	1,115	No
SW 19 th Street east of SW 52 nd Avenue	Local	894	No
SW 22 nd Street east of SW 54 th Avenue	Local	699	No
SW 23 rd Street east of SW 44 th Avenue	Local	733	No
SW 25 th Street east of SW 54 th Avenue	Local	2,396	Yes
SW 25 th Street east of SW 48 th Avenue	Local	1,501	Yes
SW 27 th Street east of SW 44 th Avenue	Local	370	No
SW 28 th Street east of SW 40 th Avenue	Local	240	No

Notes: (1) Daily volume thresholds are established in the Broward County Neighborhood Traffic Management Manual.

Based exclusively on the criteria specified in the *Broward County Traffic Management Manual*, traffic volumes on five (5) roadways exceed livability thresholds, including:

- SW 44th Avenue
- SW 46th Avenue
- SW 48th Avenue
- SW 52nd Avenue
- SW 25th Street





**FIGURE 2 – ROADWAYS EXCEEDING LIVABILITY THRESHOLDS
WEST PARK “B”
NEIGHBORHOOD TRAFFIC CALMING STUDY**

Hourly Distribution of Traffic Volume

The directional distribution of 24-hour traffic volumes was analyzed for the neighborhood streets. The objective of this analysis was to identify peaks in traffic flow that may be reflective of potential cut-through patterns. The traffic flow distribution for each count location was analyzed for the A.M. peak hour and P.M. peak hour. Figures 3 and 4 were prepared to represent traffic flow patterns during these two time periods. Based on these figures, the following observations were made.

A.M. Peak Period (7:00 A.M. – 9:00 A.M.)

- Cut-through patterns were identified during the A.M. peak hour along SW 48th Avenue from Hallandale Beach Boulevard via SW 25th Street to SW 56th Avenue.
- General travel patterns during the A.M. peak hour include:
 - SW 44th Avenue northbound from Hallandale Beach Boulevard to Pembroke Road.
 - SW 52nd Avenue southbound to SW 25th Street.

P.M. Peak Period (4:00 P.M. – 6:00 P.M.)

- Cut-through patterns were identified during the P.M. peak hour along SW 44th Avenue southbound from Pembroke Road toward Hallandale Beach Boulevard.
- General travel patterns during the P.M. peak hour include:
 - SW 52nd Avenue southbound to SW 25th Street.
 - SW 25th Street eastbound from SW 56th Avenue to SW 40th Avenue.





FIGURE 3 - A.M. PEAK PERIOD TRAFFIC FLOW PATTERNS
 WEST PARK "B"
 NEIGHBORHOOD TRAFFIC CALMING STUDY

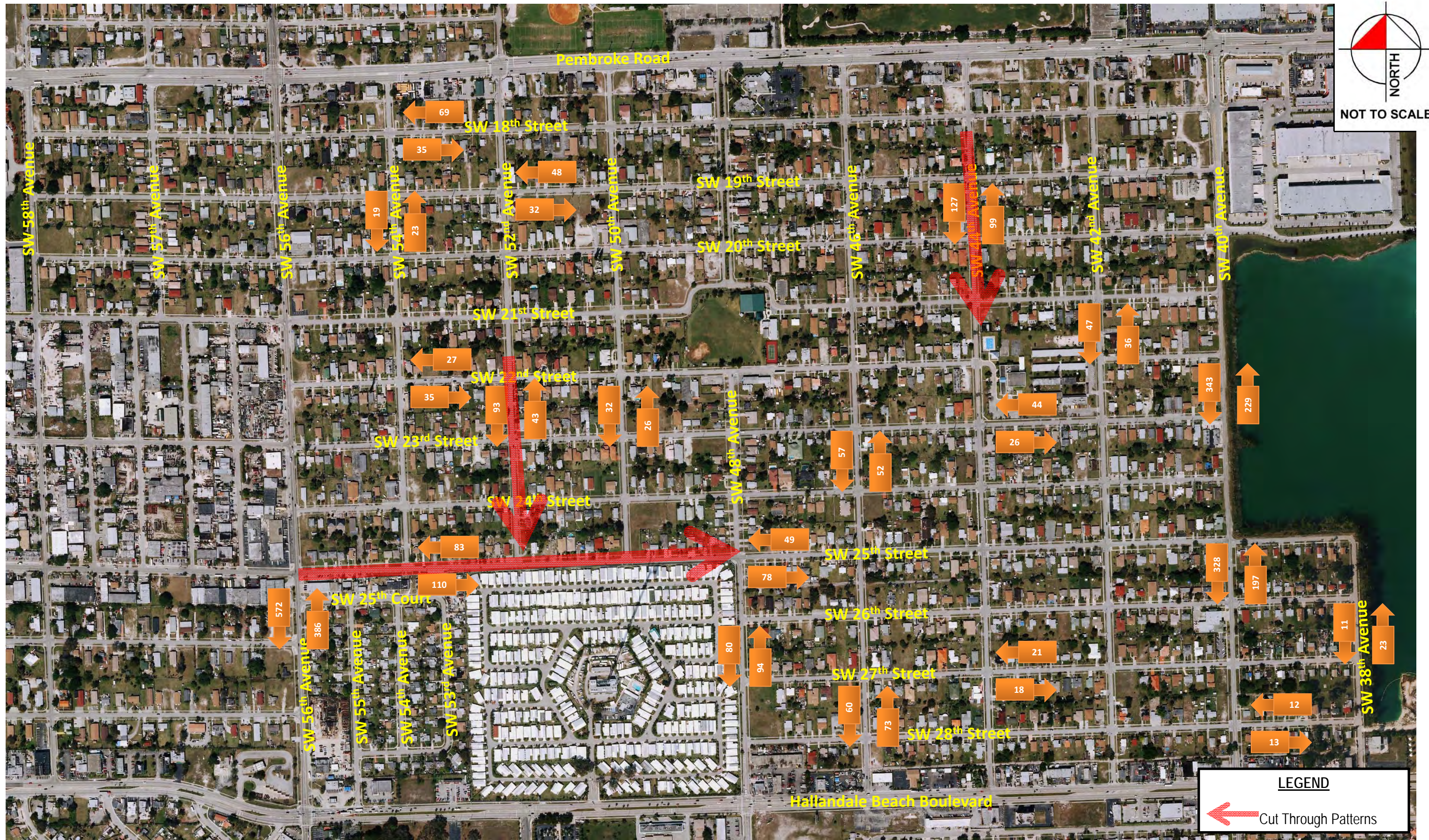


FIGURE 4 - P.M. PEAK PERIOD TRAFFIC FLOW PATTERNS
 WEST PARK "B"
 NEIGHBORHOOD TRAFFIC CALMING STUDY

Speed Data

The purpose of collecting speed measurements was to determine the magnitude of vehicle speeds within the neighborhood. Speed measurements were collected at 20 locations where the traffic volume data were collected.

The 85th percentile speed is often used as a measure of the upper limit of "reasonable" speeds for the prevailing conditions. The 85th percentile speed is the speed at which 85 percent of the vehicles are traveling below. The 85th percentile speed and average speed are summarized in Table 3. Figure 5 graphically depicts the 85th percentile speed on study area roadways. Detailed data is contained in Appendix A.

Table 3: Summary of Speed Measurements

Roadway	Posted Speed (mph)	Average Speed (mph)	85th Percentile Speed (mph)
SW 56 th Avenue south of SW 24 th Street	30	32	37
SW 54 th Avenue south of SW 19 th Street	30	23	29
SW 52 nd Avenue south of SW 21 st Street	30	29	36
SW 50 th Avenue south of SW 22 nd Street	30	25	30
SW 48 th Avenue south of SW 26 th Street	30	32	38
SW 46 th Avenue south of SW 23 rd Street	30	30	36
SW 46 th Avenue south of SW 27 th Street	30	30	36
SW 44 th Avenue south of SW 19 th Street	30	29	36
SW 42 nd Avenue south of SW 21 st Street	30	24	29
SW 40 th Avenue south of SW 22 nd Street	30	36	41
SW 40 th Avenue south of SW 25 th Street	30	34	40
SW 38 th Avenue south of SW 26 th Street	30	28	37
SW 18 th Street east of SW 54 th Avenue	30	29	35
SW 19 th Street east of SW 52 nd Avenue	30	28	34
SW 22 nd Street east of SW 54 th Avenue	30	24	31
SW 23 rd Street east of SW 44 th Avenue	30	27	33
SW 25 th Street east of SW 54 th Avenue	30	33	40
SW 25 th Street east of SW 48 th Avenue	30	29	35
SW 27 th Street east of SW 44 th Avenue	30	25	33
SW 28 th Street east of SW 40 th Avenue	30	21	28



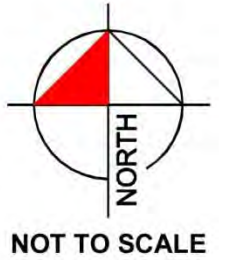


FIGURE 5 - 85th PERCENTILE SPEEDS
WEST PARK "B"
NEIGHBORHOOD TRAFFIC CALMING STUDY

The speed measurements demonstrate that the average speeds traveled by motorists on the residential local streets within the neighborhood are generally between 25 and 29 miles per hour (mph), which in most cases is lower than the posted speed limit of 30 mph. An evaluation of the 85th percentile speeds demonstrate that some motorists travel in excess of the posted speed limit. In general, the 85th percentile speeds of local residential streets exceed the existing posted speed limit by 5 mph to 11 mph. Figure 6 presents roadways with 85th percentile speeds exceeding posted speed limits by 5 or more MPH.



Most local roadways signed at 30 mph





LEGEND
 85th PERCENTILE SPEED EXCEEDS POSTED SPEED LIMIT BY 5 OR MORE MPH

FIGURE 6 - 85th PERCENTILE SPEED EXCEEDS POSTED SPEED LIMIT BY 5 OR MORE MPH
 WEST PARK "B"
 NEIGHBORHOOD TRAFFIC CALMING STUDY

Traffic Control Analysis at SW 25th Street and SW 56th Avenue

At the request of the residents, the intersection of SW 25th Street and SW 56th Avenue was examined for signalized control. Currently, the intersection operates under two-way stop control conditions, with SW 56th Avenue (major street) under free-flow operations with SW 25th Street (minor street) under stop-controlled conditions. The analysis methods used in conducting this signal warrant analysis are consistent with those set forth in the Federal Highway Administration's (FHWA's) Manual on Uniform Traffic Control Devices (MUTCD), 2009 Edition. The MUTCD provides for nine traffic signal warrants for the implementation of signalized control. Signal Warrant 1, eight-hour vehicular volume warrant was evaluated in this analysis, detailed signal warrant calculations are contained in Appendix C.

Warrant No. 1, Condition A – Eight-Hour Vehicular Volume

The minimum hourly volumes needed to satisfy the criteria of Condition A of Warrant 1 (Minimum Vehicular Volume) are 500 vehicles from both of the major-street approaches combined and 150 vehicles from the highest minor-street approach for each of the eight (8) hours. The major and minor-street requirements are not satisfied for any hours. Therefore, the Condition A warrant is not satisfied.

Warrant No. 1, Condition B – Eight-Hour Vehicular Volume

The minimum hourly volumes needed to satisfy the criteria of Condition B of Warrant 1 (Interruption of Continuous Traffic) are 750 vehicles from both of the major-street approaches combined and 75 vehicles from the highest minor-street approach for each of the eight (8) hours. The major-street and minor-street requirements are only satisfied for three hours. Therefore, the Condition B warrant is not satisfied.

Warrant No. 1, Conditions A & B – Combination Warrant

This warrant is satisfied when Conditions A and B of Warrant 1 are both satisfied at 80 percent (80%) of their warrant criteria for each of any eight (8) hours. Condition A of Warrant 1 (at 80%) is not satisfied for any hours and Condition B of Warrant 1 (at 80%) is satisfied for thirteen (13) hours. Therefore, this combination warrant is not satisfied.

Table 4: Signal Warrant Analysis Summary SW 56th Avenue and SW 25th Street

MUTCD Warrant	Analysis Results
Warrant No. 1, Condition A – Eight-Hour Vehicular Volume	Not Satisfied
Warrant No. 1, Condition B – Eight-Hour Vehicular Volume	Not Satisfied
Warrant No. 1 – Combination of Condition A & B	Not Satisfied



Based on the results of this analysis, a signal is not warranted at the location of SW 56th Avenue and SW 25th Street. Therefore, the intersection was analyzed under all-way stop control conditions.

The all-way stop control warrant consists of two conditions that need to be satisfied in order to warrant all-way stop control at an intersection. The first condition is that the major street (SW 56th Avenue) has a combined volume of 300 vehicles per hour for a minimum of 8 hours in a day. This condition is satisfied under the analysis. The second is that the minor street (SW 25th Street) has a combined volume of 200 vehicles per hour for a minimum of 8 hours in a day. This condition is not satisfied under the analysis. Therefore, all-way stop control is not warranted at the intersection of SW 25th Street and SW 56th Avenue. Detailed calculations are contained in Appendix C.

Emergency Traffic Signal at 2600 Block of SW 40th Avenue

At the request of the residents, Broward County Traffic Engineering Division (BCTED) was contacted regarding the installation of a emergency traffic signal at the 2600 Block of SW 40th Avenue adjacent to the existing fire station. BCTED stated that a signal warrant analysis was prepared at this location in March 2009. BCTED has developed the specific criteria for warranting an emergency traffic signal listed below.

1. The average weekday daily traffic volume must exceed 7,500 or the peak hour traffic volumes must exceed 750.
2. Location of emergency vehicle driveway consistently conflicts with normal traffic queue from an adjacent traffic signal.

The BCTED analysis found that neither of these warrants is satisfied. Therefore, an emergency traffic signal is not warranted at this location. The analysis and correspondence is included in Appendix D.

An updated emergency signal warrant analysis was conducted for this location based on 2011 traffic volumes. The updated analysis also found that the emergency traffic signal warrants are not satisfied. The detailed analysis is contained in Appendix D. It is recommended that the County periodically reevaluate the emergency signal warrant at this location.



Extended School Zones in Study Area

The City of West Park requested that the existing school zones along SW 56th Avenue and SW 48th Avenue be extended from Hallandale Beach Boulevard to SW 25th Street. BCTED was contacted regarding this request. BCTED stated that typical school zones in Broward County are a total of 400 feet in total length. The proposed school zone extension would add approximately 1,330 feet in length to each school zone. Additionally, Broward County stated that school zones are not installed for the purpose of students walking parallel to the roadway, which is the condition along SW 56th Avenue and SW 48th Avenue. Correspondence from BCTED is included in Appendix E.

Hallandale Beach Boulevard Roadway Improvements

At the August 18, 2011, meeting with the residents to discuss the proposed improvements in the study area, residents expressed several concerns regarding Hallandale Beach Boulevard. The first area of concern was regarding the turning radii from westbound Hallandale Beach Boulevard to northbound SW 40th Avenue and SW 56th Avenue. The second area of concern residents stated, was regarding the southbound left-turn movement at SW 40th Avenue and Hallandale Beach Boulevard.



Damaged Signal Pole at northeast quadrant of Hallandale Beach Boulevard and SW 40th Avenue



Southbound approach at Hallandale Beach Boulevard and SW 40th Avenue

Hallandale Beach Boulevard is under the jurisdiction of the Florida Department of Transportation (FDOT); therefore, FDOT was contacted. FDOT stated that a Resurfacing, Restoration, and Rehabilitation (3R) project was proposed along Hallandale Beach Boulevard. The proposed project will include the following improvements:

- Replace existing traffic signal and redesign the intersection of Hallandale Beach Boulevard and SW 40th Avenue.
- Construct a new traffic signal at the intersection of Hallandale Beach Boulevard and SW 58th Avenue.

Additionally, FDOT will study whether a southbound protected (left-turn arrow) is warranted at the intersection of Hallandale Beach Boulevard and SW 40th Avenue. Construction for the Hallandale Beach Boulevard 3R project is currently scheduled for the first quarter of 2015. Detailed correspondence is included in Appendix E.



Data Analysis Conclusions

The analysis of traffic data for the Carver Ranches neighborhood (Study Area "B") demonstrated that traffic volumes on several local streets exceed livability thresholds established in the *Broward County Neighborhood Traffic Management Manual*.

A detailed analysis of traffic volumes identified apparent cut-through patterns along SW 48th Avenue, SW 44th Avenue and SW 52nd Avenue in the A.M. peak hour. During the P.M. peak hour, cut-through patterns were identified on SW 44th Avenue, SW 52nd Avenue and SW 25th Street.

The vehicle speed data demonstrate that the average speeds traveled by motorists on the residential local streets within the neighborhood are generally between 25 and 29 miles per hour (mph), which is lower than the posted speed limit of 30 mph. The 85th percentile speed data demonstrate that some motorists are comfortable operating their vehicles approximately 5 to 11 mph above the posted speed limit on the residential local streets with the current roadway environment. SW 40th Avenue, SW 44th Avenue, a portion of SW 48th Avenue, SW 52nd Avenue, SW 56th Avenue, SW 18th Street and SW 25th Street exhibited the highest 85th percentile speeds.



TRAFFIC IMPROVEMENT PLAN

Based on the analysis of traffic data, field observations, and concerns raised by the residents, an improvement plan was prepared to address neighborhood traffic issues and deficiencies. Improvements considered for the neighborhood streets include various traffic calming improvements. A description of traffic calming strategies considered is presented below, followed by the traffic improvement plan recommendations.

Traffic Calming Treatments

In response to traffic concerns identified through an analysis of traffic data, conceptual traffic calming options were examined for the neighborhood. The strategies focused on traffic calming measures influencing travel speeds through redesigning geometric elements of streets, to encourage slower traffic speeds, thereby reducing the timesaving benefit of cutting through on the neighborhood streets, enhancing safety for pedestrians and bicyclists, and improving quality of life. The selection of a traffic calming measure is dependent upon the type of issue being experienced at a specific location and requires location-by-location analysis.

Effective traffic calming should also incorporate enhancements to the streetscape. This concept includes design and landscaping features that not only improve the aesthetics and livability of a neighborhood, but also increase the effectiveness of many of the traffic calming devices. Common measures used to implement traffic calming strategies include speed lumps/speed cushions, speed tables, neighborhood roundabouts, raised intersections, raised crosswalks, and landscaped medians. These measures are discussed in more detail below.

Speed Cushions/Lumps

Speed cushions/lumps are similar to speed humps but divided into three lumps with two feet of space between each cushion/lump. The space between the cushion/lumps is specifically designed to accommodate the axle width of emergency-service vehicles. This allows fire trucks to pass through without having to go over the speed lumps. All other vehicles with smaller axle widths have to go over the lumps with at least one side of the vehicle. Brick pavers or other textured materials can be included to improve the aesthetics of the speed lumps. A concern of speed lumps is that noise levels will increase as a result of the vertical element of this traffic calming treatment. However, several studies indicate that lower speeds as a result of this treatment tend to offset this noise. A six-foot-wide center lump is the ideal width to minimize fire-rescue delay while ensuring vertical deflection for passenger cars; the two outside lumps can vary in



width depending on the roadway width and the desired spacing between the curb and taper of the outside lump. Speed lumps should be spaced approximately 200 to 800 feet apart. The typical cost of installing speed lumps is from \$2,000 to \$6,000.



Speed Cushions/Lumps



Speed Table

Speed Tables

Speed tables are elongated speed humps with a flat top section. Speed tables are typically long enough for an entire wheelbase of a passenger car to rest on top. Brick pavers or other textured materials can be included to improve the aesthetics of the speed table. A concern of speed tables is that noise levels will increase as a result of the vertical element of this traffic calming treatment. However,

several studies indicate that lower speeds as a result of this treatment tend to offset this noise. Speed tables typically are 22 feet in length, with a maximum height of three inches. The flat table portion of the speed table is 10 feet in length with six foot approaches. Speed tables should be spaced approximately 200 to 800 feet apart. The typical cost of installing a speed table is from \$4,000 to \$10,000.

Neighborhood Roundabouts with Textured Pavement

Neighborhood roundabouts are raised circular islands constructed in the center of local residential street intersections. These devices reduce vehicle speeds by forcing motorists to maneuver around them and are sometimes used instead of stop signs. Neighborhood roundabouts are commonly landscaped (i.e. trees, bushes, flowers, or grass) to enhance the in aesthetics and visibility. Yield signs, not stop signs, should be used with neighborhood roundabouts. Key considerations in determining the diameter of a circle are the street width and corner curb radii. For a 24-foot street, a 13-foot diameter circle is typically used (Institute of



Transportation Engineer's (ITE) *Traffic Calming State of the Practice*). Advanced warning signs are required on all approaches.

The occasional larger vehicle passing through an intersection with a neighborhood traffic circle (e.g., a fire truck or moving van) can be accommodated by creating a mountable curb in the outer portion of the central island diameter. Please note that larger trucks may not be able to complete left-turns at smaller roundabouts and may be required to modify travel routes to account for smaller roundabouts. If



Neighborhood Roundabout

necessary, occasional left turns can be made across the front of the circle. The ITE has determined that neighborhood roundabouts reduce the mid-block speed by approximately 10 percent. Through movements for emergency response vehicles are typically slowed by only approximately 5 to 8 seconds per roundabout. The typical cost of installing a 20-foot diameter traffic circle with 15-foot travel lane is \$20,000. Please note that the roundabouts proposed in the City of West Park will include textured pavement within the roadway surface.

Textured Pavement



Textured Pavement

Textured pavement is a unique pavement design to alert the driver that the location has a distinctive identity such as where pedestrian traffic is frequent or other characteristics that requires special attention. In addition, the vehicle ride generated as vehicles travel the textured surface also contributes to drivers slightly reducing speeds. Textured pavement surfaces include brick pavers, concrete pavers, and stamped asphalt. The typical costs vary between \$5,000 and \$15,000, depending upon



the surface treatment.

Raised Intersection

A raised intersection is essentially a speed table through an entire intersection. Inclines are provided on approaches to ramp up on to the raised portion of the intersection. The entire intersection is elevated by approximately 6 inches or the level of the sidewalk. The crosswalks on each approach are also elevated as a part of this treatment. The intersection ramps are usually made of concrete, but the ramps may be constructed of pavers or asphalt.



Raised Intersection

Raised Crosswalk

A raised crosswalk is essentially a speed table with the plateau/flat portion of a crosswalk, usually 10 to 15 feet in width. Raised crosswalks encourage motorists to yield and travel at slower speeds. The typical cost of installing a raised crosswalk is from \$5,000 to \$7,000.



Raised Crosswalk



Landscaped Median

Landscaped medians are raised barriers in the centerline portion of a roadway. Lane widths are reduced to a minimum of 9 feet. They provide a location for street trees and other landscaped features, which can help reduce speeds of motorists by changing the character of a street and reducing sight lines. Landscaped medians also provide a place for refuge for pedestrians who cross a roadway midblock or at intersections. Landscaped medians can be enhanced with textured pavement and can serve as a gateway into a neighborhood. The typical costs range from \$15,000 to \$30,000 per 100 linear feet.



SW 56th Avenue Rendering



SW 48th Avenue



Proposed Traffic Calming Improvement Plan

The traffic calming improvement plan was developed to provide the City with flexibility in order to maximize the traffic calming impact based on the availability of funds for implementation. An example of this is the option between lower cost speed cushion/speed lumps or higher cost speed tables. Additionally, the choice between lower cost textured pavement or higher cost raised intersection treatments is also provided. A phased approach is also recommended to allow the effectiveness of traffic calming treatments implemented in Phase 1 to be evaluated before incurring the additional costs associated with the implementation of Phase 2 improvements. Phase 1 improvements are shown in Figure 7 and Phase 2 improvements are shown in Figure 8. Based on input from the August 18, 2011, meeting with area residents, the improvement plan was adjusted to incorporate resident recommendations. Detailed meeting notes are contained in Appendix A.

Speed Cushion/Speed Lump or Speed Tables

- SW 38th Avenue between SW 27th Street and SW 28th Street (Phase 1)
- SW 44th Avenue between SW 26th Street and SW 27th Street (Phase 1)
- SW 44th Avenue between SW 23rd Street and SW 24th Street (Phase 1)
- SW 44th Avenue between SW 20th Street and SW 21st Street (Phase 1)
- SW 46th Avenue between SW 26th Street and SW 27th Street (Phase 1)
- SW 46th Avenue between SW 22nd Street and SW 23rd Street (Phase 1)
- SW 48th Avenue between SW 26th Street and SW 27th Street (Phase 1)
- SW 48th Avenue between SW 23rd Street and SW 24th Street (Phase 1)
- SW 25th Street between SW 50th Avenue and SW 52nd Avenue (Phase 1)
- SW 25th Street between SW 42nd Avenue and SW 44th Avenue (Phase 1)
- SW 52nd Avenue between SW 22nd Street and SW 23rd Street (Phase 1)
- SW 38th Avenue between SW 26th Street and SW 27th Street (Phase 2)
- SW 44th Avenue between SW 27th Street and SW 28th Street (Phase 2)
- SW 44th Avenue between SW 18th Street and SW 19th Street (Phase 2)
- SW 46th Avenue between SW 27th Street and SW 28th Street (Phase 2)
- SW 48th Avenue between SW 27th Street and SW 28th Street (Phase 2)
- SW 25th Street between SW 40th Avenue and SW 42nd Avenue (Phase 2)
- SW 25th Street between SW 52nd Avenue and SW 54th Avenue (Phase 2)
- SW 52nd Avenue between SW 20th Street and SW 21st Street (Phase 2)



Neighborhood Roundabouts with Textured Pavement

- SW 26th Street and SW 42nd Avenue (Phase 1)
- SW 20th Street and SW 46th Avenue (Phase 1)
- SW 18th Street and SW 50th Avenue (Phase 1)
- SW 19th Street and SW 52nd Avenue (Phase 1)
- SW 18th Street and 54th Avenue (Phase 1)
- SW 23rd Street and SW 54th Avenue (Phase 2)
- SW 19th Street and SW 57th Avenue (Phase 2)

When roundabouts are installed, all existing stop signs should be replaced with yield signs.

Textured Pavement or Raised Intersection

- SW 25th Street and SW 46th Avenue (Phase 1)
- SW 25th Street and 54th Avenue (Phase 1)
- SW 23rd Street and SW 50th Avenue (Phase 1)
- SW 19th Street and SW 42nd Avenue (Phase 1)
- SW 25th Street and SW 48th Avenue (Phase 2)
- SW 44th Avenue and SW 22nd Street (Phase 2)

Neighborhood Roundabouts with Textured Pavement or Textured Pavement or Raised Intersection

- SW 48th Avenue and SW 22nd Street (Phase 1)

Raised Crosswalk

- SW 25th Street east of SW 56th Avenue (Phase 2)
- SW 24th Street east of SW 56th Avenue (Phase 2)
- SW 23rd Street east of SW 56th Avenue (Phase 2)
- SW 22nd Street east of SW 56th Avenue (Phase 2)
- SW 21st Street east of SW 56th Avenue (Phase 2)

Landscaped Median

- SW 56th Avenue from Hallandale Beach Boulevard to SW 21st Street (Phase 2)



When installing landscaped medians, turning movements need to be carefully considered so that motorists are not forced to travel lengthy or circuitous routes or excessive u-turn movements are not required.






A SPEED CUSHION/LUMP




B SPEED TABLE



C NEIGHBORHOOD ROUNDABOUT



D TEXTURED PAVEMENT



E RAISED INTERSECTION

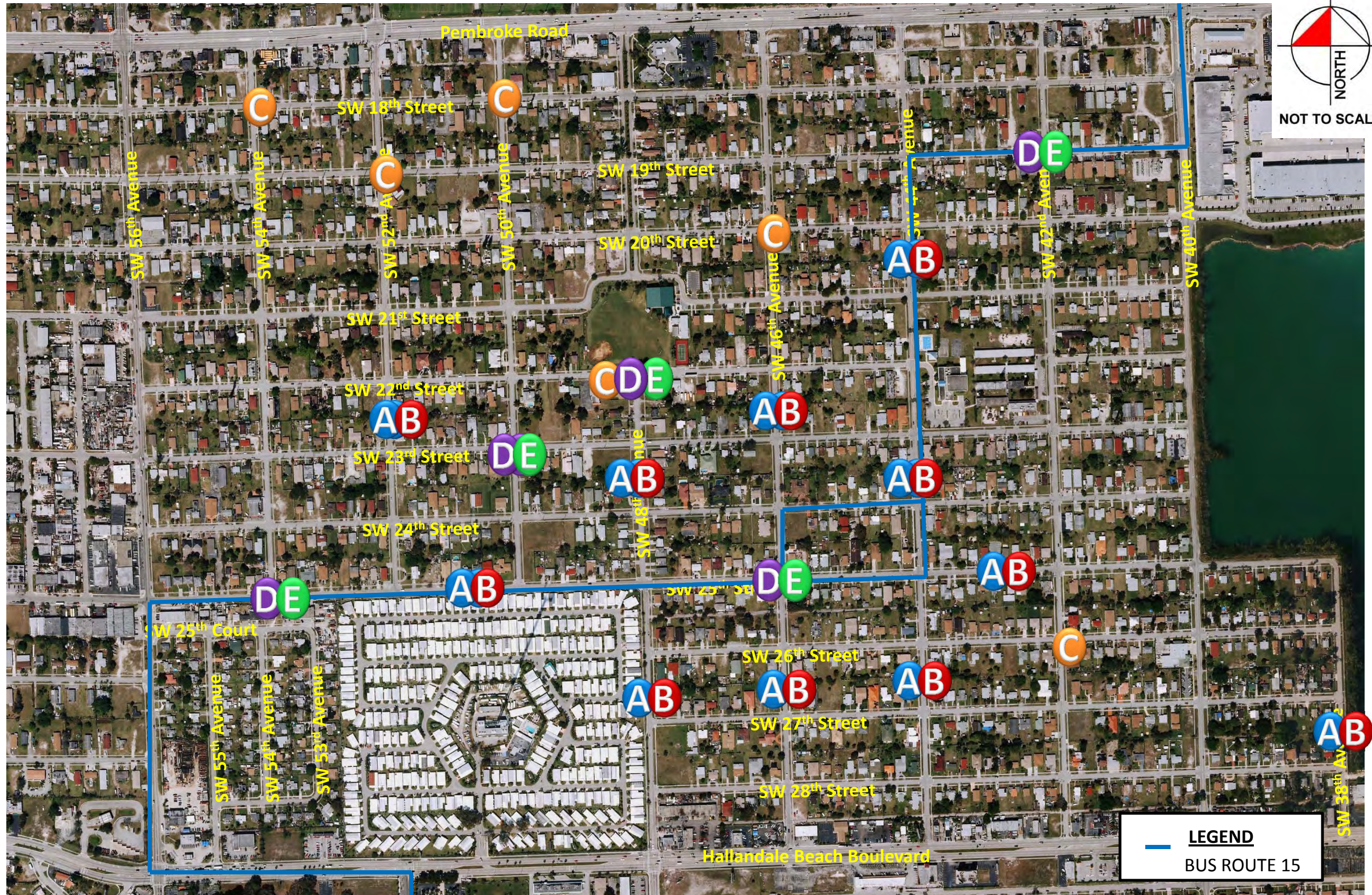
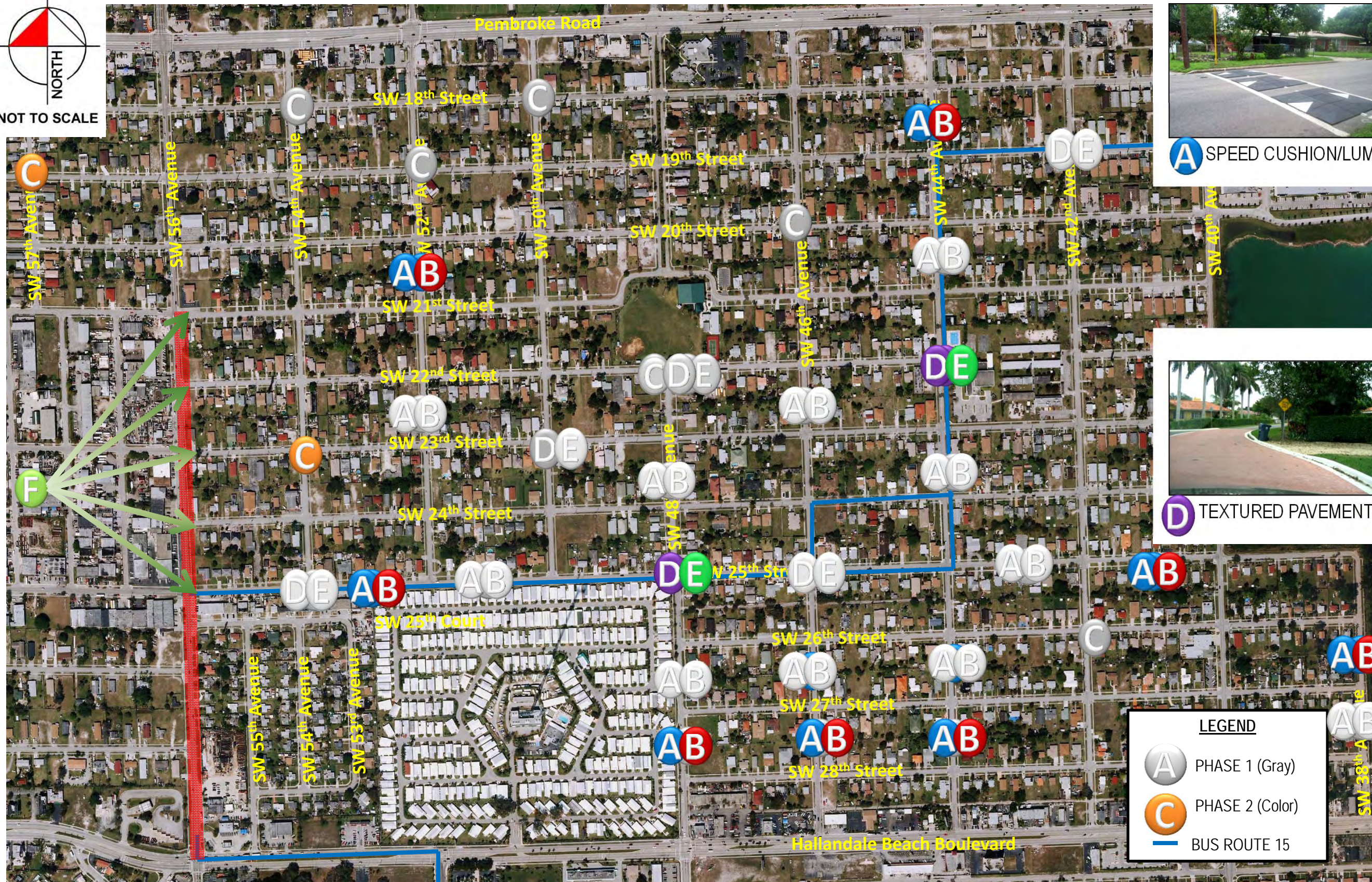



FIGURE 7 - TRAFFIC CALMING IMPROVEMENT PLAN
PHASE 1
WEST PARK - AREA "B"
NEIGHBORHOOD TRAFFIC CALMING STUDY



A SPEED CUSHION/LUMP




B SPEED TABLE



C NEIGHBORHOOD ROUNDABOUT



E RAISED INTERSECTION




D TEXTURED PAVEMENT



F RAISED CROSSWALK

LEGEND

A	PHASE 1 (Gray)
C	PHASE 2 (Color)
	BUS ROUTE 15



F RAISED CROSSWALK



LANDSCAPED MEDIAN

**FIGURE 8 – TRAFFIC CALMING IMPROVEMENT PLAN
PHASE 2
WEST PARK – AREA “B”
NEIGHBORHOOD TRAFFIC CALMING STUDY**

Planning Level Cost Estimate

A planning level cost estimate for the proposed improvements is provided in Table 5. Please note that costs are provided for three scenarios. The first scenario assumes the installation of all speed cushions/speed lumps. The second scenario assumes the installation of speed tables. The third assumes speed tables throughout the study area and a roundabout at the intersection of SW 22nd Street and SW 48th Avenue. The unit cost reflects the cost of constructing the improvement. The total cost includes a contingency allowance of 15 percent of the base cost along with an additional allowance of 30 percent of the base cost for design, permitting, and construction mobilization.

Table 5: Planning Level Cost Estimate

	Improvement Type	Locations	Unit Cost	Base Cost	Contingency (15%)	Design, Permitting, & Mobilization (30%)	Order of Magnitude Cost
Phase 1							
A	Speed Lumps/Cushions	11	\$4,000 ⁽²⁾	\$44,000	\$6,600	\$13,200	\$63,800
B	Speed Tables	11	\$7,000 ⁽¹⁾	\$77,000	\$11,550	\$23,100	\$111,650
C	Neighborhood Roundabout with Textured Pavement	5	\$20,000 ⁽¹⁾	\$100,000	\$15,000	\$30,000	\$145,000
D	Textured Pavement	5	\$10,000 ⁽¹⁾	\$50,000	\$7,500	\$15,000	\$72,500
E	Raised Intersection	5	\$15,000 ⁽¹⁾	\$75,000	\$11,250	\$22,500	\$108,750
Phase 1 Cost (Speed Lumps/Cushions + Textured Pavement)				\$194,000	\$29,100	\$58,200	\$281,300
Phase 1 Cost (Speed Tables + Raised Intersections)				\$252,000	\$37,800	\$75,600	\$365,400
Phase 1 Cost (Speed Tables + Raised Intersections + Roundabout 22nd Street and 48th Avenue)				\$257,000	\$38,550	\$77,100	\$372,650
Phase 2							
A	Speed Lumps/Cushions	8	\$4,000 ⁽²⁾	\$32,000	\$4,800	\$9,600	\$46,400
B	Speed Tables	8	\$7,000 ⁽¹⁾	\$56,000	\$8,400	\$16,800	\$81,200
C	Neighborhood Roundabout with Textured Pavement	2	\$20,000 ⁽¹⁾	\$40,000	\$6,000	\$12,000	\$58,000
D	Textured Pavement	2	\$10,000 ⁽¹⁾	\$20,000	\$3,000	\$6,000	\$29,000
E	Raised Intersection	2	\$15,000 ⁽¹⁾	\$30,000	\$4,500	\$9,000	\$43,500
F	Raised Crosswalk	5	\$6,000 ⁽¹⁾	\$30,000	\$4,500	\$9,000	\$43,500
	Landscaped Median (100 feet)	26.7	\$20,000 ⁽¹⁾	\$534,200	\$80,130	\$160,260	\$774,590
Phase 2 Cost (Speed Lumps/Cushions + Textured Pavement)				\$656,200	\$98,430	\$196,860	\$951,490
Phase 2 Cost (Speed Tables + Raised Intersections)				\$690,200	\$103,530	\$207,060	\$1,000,790
Total Cost (Speed Lumps/Cushions + Textured Pavement)				\$850,200	\$127,530	\$255,060	\$1,232,790
Total Cost (Speed Tables + Raised Intersections)				\$942,200	\$141,330	\$282,660	\$1,366,190
Total Cost (Speed Tables + Raised Intersections + Roundabout 22nd Street and 48th Avenue)				\$947,200	\$142,080	\$284,160	\$1,373,440

Note: ⁽¹⁾ Based on Selecting Pedestrian Safety Improvements, FHWA

⁽²⁾ Based on *U.S. Traffic Calming Manual*, Ewing and Brown, 2009



CONCLUSIONS AND RECOMMENDATIONS

The objective of this study was to assess traffic conditions within the West Park neighborhood bounded by SW 38th Avenue to the east, SW 58th Avenue to the west, Pembroke Road (SR-824) to the north and Hallandale Beach Boulevard (SR-858) to the south, and to determine if improvements are necessary to reduce negative effects of traffic, alter driver behavior and improve conditions for non-motorized street users.

The vehicle speed analysis demonstrates that the average speeds traveled by motorists on the residential local streets within the neighborhood are generally between 25 and 29 miles per hour (mph), which in most cases is lower than the posted speed limit of 30 mph. An evaluation of the 85th percentile speeds demonstrates that some motorists travel in excess of the posted speed limit. In general, the 85th percentile speeds of local residential streets exceed the existing posted speed limit by 5 mph to 11 mph.

Apparent cut-through patterns were identified in the A.M. peak period along SW 48th Avenue, SW 44th Avenue, and SW 52nd Avenue. During the P.M. peak hour apparent cut-through patterns were identified along SW 44th Avenue, SW 52nd Avenue, and SW 25th Street.

Traffic calming treatments were identified to reduce speeding and cut-through traffic in the residential neighborhood. These improvements include speed cushions/speed lumps, speed tables, neighborhood roundabouts with textured pavement, textured pavement, raised intersections, raised crosswalks, and landscaped medians. A two-phased approach for implementing traffic calming improvements is recommended. Evaluating the effectiveness of the Phase 1 improvements will determine if additional Phase 2 improvements are necessary.



APPENDIX A: Meeting Notes

**West Park Traffic Calming Study Area “B”
Community Workshop Meeting Notes
April 12, 2011**

The Community Workshop meeting for the *West Park Traffic Calming Study Area “B”* was held on Tuesday, April 12, 2011, at Mary Saunders Park. The attendees of the meeting were:


- D Newton
- Edward Smith Jr.
- Carolyn Hardy
- Delphine Jordan
- Marvin Price
- Ruth Summers
- Edith Mulkey
- George Henderson
- Sherlina Washington
- Barbara Gray
- LJ Frazier
- Ajibola Balogun – City of West Park Administrator
- Greg Kyle – Kimley-Horn and Associates, Inc.
- Adrian Dabkowski – Kimley-Horn and Associates, Inc.

Kimley-Horn presented an introduction to the project along with an overview of the study development. The following list describes the pertinent issues raised by area residents that were discussion topics during the meeting.

- SW 48th Avenue
 - Issue in early evening between SW 25th Street and Hallandale Beach Boulevard in southbound direction
- SW 40th Avenue from Hallandale Beach Boulevard to Pembroke Road
 - Issue with truck traffic in morning hours
 - Speeding throughout the day
 - Trucks
 - Need emergency signal for Fire Department
 - Truck traffic at SW 28th Street an issue
- SW 46th Avenue
 - Speeding issue in evenings between Hallandale Beach Boulevard and SW 25th Street northbound direction
- SW 25th Street Corridor
 - Speeding issues and traffic volume issues
 - Buses

- Two-way stop only at 46th Avenue, examine all-way stop control
- Two-way stop only at SW 56th Avenue difficult to access SW 56th Avenue
- Automobile repair traffic between SW 48th Avenue and SW 46th Avenue
- Pembroke Road
 - 58th Avenue median separator installed and impedes access
- SW 21st Street
 - Stop sign running at SW 42nd Avenue
 - Poor sight distance at SW 42nd Avenue
- SW 52nd Avenue Corridor
 - No stop-control along corridor
 - Speeding concern along corridor
 - Sight distance at intersections an issue
- General Comments
 - Stop signs at north part of neighborhood are helpful, less traffic
 - Businesses along Hallandale Beach Boulevard generate traffic intrusion into neighborhood
 - Monday-Fridays the truck issue is worse
 - Saturday traffic is heavy
 - Sunday less traffic

West Park Traffic Calming Study – Study Area B
 Study Kick-off Meeting – April 12, 2011

#	NAME	E-MAIL	ADDRESS
1	D. Newton		4770 S.W. 27 ST
2	Edward Smith Jr.		
3	Alayn Hardy	charly814@gmail.com	4430 SW 18 ST
4	Delphine Jordan	dj7096@aol.com	4405 SW 20 ST
5	MARVIN PRICE	MPRICE1479@AOL.COM	4001 SW 25 ST.
6	Ruth Summers		4001 SW 24th St
7	Joseph Mulkey		4025 SW 29th st
8	George Henderson		4640 S.W. 28 ST,
9	Shelline Washington		4721 SW 25 ST.
10	Barbara Gray		4151 SW 21 ST
11		CJFRAZIER2@BSNET	
12			
13			
14			

West Park Traffic Calming Study Area “B”
Broward County Traffic Engineering Division Meeting Notes
July 21, 2011

A meeting with Broward County Traffic Engineering Division (BCTED) for the *West Park Traffic Calming Study Area “B”* was held on Thursday, July 27, 2011, at Broward County Traffic Engineering Complex. The attendees of the meeting were:

- Andrew Sebo – BCTED
- Linda Laskin – BCTED
- Greg Kyle – Kimley-Horn and Associates, Inc.
- Adrian Dabkowski – Kimley-Horn and Associates, Inc.

Kimley-Horn presented an introduction to the project along with an overview of the study results including A.M. and P.M. traffic volumes and patterns, livability analysis, 85th percentile speeds, and proposed improvement plans. The following list describes the pertinent issues raised by BCTED staff that were discussion topics during the meeting.

- All improvements need to be conform to the Manual on Uniform Traffic Control Devices (MUTCD).
- Speed tables are preferred to speed cushions/speed lumps.
 - Speed cushions/speed lumps tend to be rough on vehicle.
 - Vehicles may attempt to avoid cushions by driving on center line or in roadway swale.
 - Speed cushions/speed lumps will be required to be installed in groups of three (3) across entire roadway width.
 - A 3-inch maximum height for speed cushions/speed lumps is preferred.
- SW 48th Avenue and SW 22nd Street
 - A roundabout is preferred in place of realigned intersection improvement
- SW 40th Avenue
 - Prior study concluded that an emergency signal was not warranted at the fire station.
- SW 56th Avenue
 - Concerns regarding center median. Prefer occasional planter islands as option.
 - Improvements
- Raised intersections work well with crosswalks.
- Textured pavement is preferred to concrete pavers.
- Generally, lower speed limits do not lower speed.
- Engineering plans need to be submitted to BCTED for review before implementation.
- Maintenance of traffic plan for installation of traffic calming devices needs to include provisions for pedestrians and school/pedestrian traffic.
- The Broward County Traffic Engineering Communication Network needs to be reviewed during design to avoid impacts to communications and traffic control devices.
- Improvement plans need to be submitted to BCTED for review before implementation.

West Park Traffic Calming Study Area "B"
Traffic Calming Improvement Plan Presentation
August 18, 2011

The Improvement Plan Presentation for the *West Park Traffic Calming Study Area "B"* was held on Thursday, August 18, 2011, at the City of West Park City Hall. There were a total of 18 attendees (sign-in sheet is attached).

Kimley-Horn presented the study development synthesis, overview of the data analysis conclusions, phased traffic calming improvement plan, and planning level order of magnitude costs. The following summarizes the pertinent discussion topics during the meeting.

- Several residents stated concerns over safety related to vehicular accidents at the fire station on SW 40th Avenue as no emergency traffic signal is provided.
- Several residents stated concerns over the lack of all-way or traffic signal control at the intersection of SW 25th Street and SW 56th Avenue.
- Residents stated that speed limit signs were absent from much of the neighborhood.
- Residents stated that speeding is an issue on SW 48th Avenue from SW 25th Street to SW 28th Street and to move the Phase 1 device further to north between SW 26th Street and SW 27th Street.
- Residents were supportive of roundabouts on SW 18th Street.
- Residents would like to see a roundabout examined on SW 23rd Street between SW 52nd Avenue and SW 56th Avenue.
- Residents stated that crashes occur on SW 56th Avenue from vehicles backing out onto SW 56th Avenue along the westside.
- Residents stated that the intersection of SW 25th Street and SW 56th Avenue had higher traffic volumes on the weekend than weekday.
- Residents stated that it was difficult to make westbound left-turns onto SW 56th Avenue from neighborhood streets.
- It was discussed to provide pavement markings in advance of speed tables.
- The community prefers pavers over stamped asphalt. A police officer from the community stated that stamped asphalt tends to be slick with wet.
- The police officer suggested that speed lumps be used in advance of permanent treatments to evaluate the effectiveness.
- The City manager stated that traffic calming treatments at the intersections to the north and south of the fire station on SW 40th Avenue could be examined for traffic calming treatments.
- Residents stated concerns regarding the westbound to northbound turning radii at the intersections of Hallandale Beach Boulevard at SW 40th Avenue and Hallandale Beach Boulevard at SW 56th Avenue.
- Residents also asked if a southbound protected left-turn phase could be introduced at the intersection of SW 40th Avenue and Hallandale Beach Boulevard.

West Park Traffic Calming Study – Study Area B
 Improvement Plan Presentation Meeting – August 18, 2011

#	NAME	E-MAIL	ADDRESS
1	Kristine Judeicas	KAJ128@bellsouth.net	3700 SW 39th St. (Chas. F. Holt)
2	Willie Wittaker		57846 S.W. 18 St West Park
3	Florence Thomas		4780 SW 26 St.
4	Delphine Jordan		4405 SW 20 St
5	Jeanette Jordan		4110 SW 26 St
6	AMES COUTER	CfCouter@bellsouth.net	5625 - SW. 18 St
7	MIKE Hill	manthonyhill@bellsouth.net	4430 SW 20th St.
8	CINDERELLA ASHLEY-HILL	cinderellaashley@bellsouth.net	4430 SW 20th St.
9	D. M. Newton		4770 S.W. 27 St
10	Rosa Jenkins		4101 SW 27th St.
11	Willie Wittaker		SW 57th AV
12	Carolyn Harely	chardy814@gmail.com	4430 SW 18 St
13	ERIC JONES	EJONE5598@AOL.COM	4702 S.W. 23rd St
14	Felicia M. Sunson	forunson@cityofwestpark.org	4430 SW 20th St 4040 SW 27th St

Yvonne McNamee

West Park, Fl. 33023

#	NAME	E-MAIL	ADDRESS
15	Thany B en		4630 SW 26
16	Ajibou BALOUN		
17	Amou D Donnam		
18	Grace Uru		
19			
20			
21			
22			
23			
24			
25			
26			
27			
28			
29			
30			

APPENDIX B:
Traffic, Speed Data, and FDOT
Peak Season Factor Category
Report

Traffic Data

Traffic Survey Specialists, Inc. 624 Gardenia Terrace
 Delray Beach, Florida 33444 Phone (561) 272-3255
 Volume Report with 24 Hour Totals

Data File : D0419005.PRN
 Station : 000000041801
 Identification : 000411692013 Interval : 15 minutes
 Start date : Apr 19, 11 Start time : 00:00
 Stop date : Apr 19, 11 Stop time : 24:00
 City/Town : West Park, Florida County : Broward
 Location : SW 56 Ave between SW 25 Ct & SW 26 St

Apr 19 Southbound Volume for Lane 1

End Time	00	01	02	03	04	05	06	07	08	09	10	11
15	19	10	6	7	4	12	19	66	75	81	85	79
30	26	9	10	4	7	12	21	82	71	86	72	74
45	18	9	3	6	6	6	36	83	80	84	66	85
00	17	3	4	1	6	14	49	81	73	70	76	85
Hr Total	80	31	23	18	23	44	125	312	299	321	299	323

End Time	12	13	14	15	16	17	18	19	20	21	22	23
15	113	81	102	97	114	151	110	97	80	67	50	29
30	84	98	96	98	101	126	135	104	84	57	54	30
45	74	81	107	97	124	137	101	88	71	47	44	32
00	96	113	91	121	141	130	108	99	87	62	35	38
Hr Total	367	373	396	413	480	544	454	388	322	233	183	129

24 Hour Total : 6180
 AM peak hour begins : 11:30 AM peak volume : 367 Peak hour factor : 0.81
 PM peak hour begins : 16:45 PM peak volume : 555 Peak hour factor : 0.92

Apr 19 Northbound Volume for Lane 2

End Time	00	01	02	03	04	05	06	07	08	09	10	11
15	16	7	4	8	3	7	28	48	98	62	66	55
30	16	4	5	6	7	9	27	56	98	81	72	69
45	7	10	4	0	7	15	34	73	85	68	79	60
00	12	10	2	2	5	19	46	82	70	73	74	62
Hr Total	51	31	15	16	22	50	135	259	351	284	291	246

End Time	12	13	14	15	16	17	18	19	20	21	22	23
15	90	79	81	85	91	100	97	78	67	55	34	24
30	75	69	77	68	90	96	89	60	56	32	34	25
45	91	70	83	83	74	73	79	58	57	35	41	15
00	75	68	62	77	106	78	76	64	59	37	35	23
Hr Total	331	286	303	313	361	347	341	260	239	159	144	87

24 Hour Total : 4922
 AM peak hour begins : 07:45 AM peak volume : 363 Peak hour factor : 0.93
 PM peak hour begins : 16:30 PM peak volume : 376 Peak hour factor : 0.89

Traffic Survey Specialists, Inc. 624 Gardenia Terrace
 Delray Beach, Florida 33444 Phone (561) 272-3255
 Volume Report with 24 Hour Totals

Data File : D0419005.PRN
 Station : 000000041801
 Identification : 000411692013 Interval : 15 minutes
 Start date : Apr 19, 11 Start time : 00:00
 Stop date : Apr 19, 11 Stop time : 24:00
 City/Town : West Park, Florida County : Broward
 Location : SW 56 Ave between SW 25 Ct & SW 26 St

Apr 19 Total Volume for All Lanes

End Time	00	01	02	03	04	05	06	07	08	09	10	11
15	35	17	10	15	7	19	47	114	173	143	151	134
30	42	13	15	10	14	21	48	138	169	167	144	143
45	25	19	7	6	13	21	70	156	165	152	145	145
00	29	13	6	3	11	33	95	163	143	143	150	147
Hr Total	131	62	38	34	45	94	260	571	650	605	590	569

End Time	12	13	14	15	16	17	18	19	20	21	22	23
15	203	160	183	182	205	251	207	175	147	122	84	53
30	159	167	173	166	191	222	224	164	140	89	88	55
45	165	151	190	180	198	210	180	146	128	82	85	47
00	171	181	153	198	247	208	184	163	146	99	70	61
Hr Total	698	659	699	726	841	891	795	648	561	392	327	216

24 Hour Total : 11102
 AM peak hour begins : 07:45 AM peak volume : 670 Peak hour factor : 0.97
 PM peak hour begins : 16:45 PM peak volume : 930 Peak hour factor : 0.93

Traffic Survey Specialists, Inc. 624 Gardenia Terrace
 Delray Beach, Florida 33444 Phone (561) 272-3255
 Volume Report with 24 Hour Totals

Data File : D0419008.PRN
 Station : 000000041802
 Identification : 000110252127 Interval : 15 minutes
 Start date : Apr 19, 11 Start time : 00:00
 Stop date : Apr 19, 11 Stop time : 24:00
 City/Town : West Park, Florida County : Broward
 Location : SW 54 Avenue South of SW 19 Street

Apr 19 Northbound Volume for Lane 1

End Time	00	01	02	03	04	05	06	07	08	09	10	11
15	2	1	0	0	0	1	0	1	2	3	3	3
30	0	0	0	0	0	0	1	4	3	4	2	2
45	1	0	0	0	1	2	2	2	3	2	1	3
00	0	0	0	0	0	0	3	3	3	0	2	3

Hr Total 3 1 0 0 1 3 6 10 11 9 8 11

End Time	12	13	14	15	16	17	18	19	20	21	22	23
15	1	5	3	0	5	2	3	5	3	3	5	0
30	3	3	5	5	6	2	3	5	1	3	1	1
45	2	2	3	3	2	2	2	7	1	2	1	1
00	4	2	2	3	1	5	5	5	2	1	4	1

Hr Total 10 12 13 11 14 11 13 22 7 9 11 3

24 Hour Total : 199
 AM peak hour begins : 08:30 AM peak volume : 13 Peak hour factor : 0.81
 PM peak hour begins : 18:45 PM peak volume : 22 Peak hour factor : 0.79

Apr 19 Southbound Volume for Lane 2

End Time	00	01	02	03	04	05	06	07	08	09	10	11
15	1	0	0	0	0	0	0	4	2	2	0	2
30	0	0	0	0	1	0	0	3	4	4	0	2
45	1	0	1	0	1	0	0	1	2	2	3	0
00	0	0	0	0	0	0	0	1	4	2	3	3

Hr Total 2 0 1 0 2 0 0 9 12 10 6 7

End Time	12	13	14	15	16	17	18	19	20	21	22	23
15	2	2	2	3	1	5	6	5	2	0	2	0
30	2	2	1	2	4	2	1	4	3	1	2	2
45	5	3	2	5	1	2	5	3	4	3	2	0
00	2	3	4	0	2	3	5	6	4	2	3	4

Hr Total 11 10 9 10 8 12 17 18 13 6 9 6

24 Hour Total : 178
 AM peak hour begins : 08:00 AM peak volume : 12 Peak hour factor : 0.75
 PM peak hour begins : 18:30 PM peak volume : 19 Peak hour factor : 0.95

Traffic Survey Specialists, Inc. 624 Gardenia Terrace
 Delray Beach, Florida 33444 Phone (561) 272-3255
 Volume Report with 24 Hour Totals

 Data File : D0419008.PRN
 Station : 000000041802
 Identification : 000110252127 Interval : 15 minutes
 Start date : Apr 19, 11 Start time : 00:00
 Stop date : Apr 19, 11 Stop time : 24:00
 City/Town : West Park, Florida County : Broward
 Location : SW 54 Avenue South of SW 19 Street

Apr 19 Total Volume for All Lanes

End Time	00	01	02	03	04	05	06	07	08	09	10	11
15	3	1	0	0	0	1	0	5	4	5	3	5
30	0	0	0	0	1	0	1	7	7	8	2	4
45	2	0	1	0	2	2	2	3	5	4	4	3
00	0	0	0	0	0	0	3	4	7	2	5	6

Hr Total 5 1 1 0 3 3 6 19 23 19 14 18

End Time	12	13	14	15	16	17	18	19	20	21	22	23
15	3	7	5	3	6	7	9	10	5	3	7	0
30	5	5	6	7	10	4	4	9	4	4	3	3
45	7	5	5	8	3	4	7	10	5	5	3	1
00	6	5	6	3	3	8	10	11	6	3	7	5

Hr Total 21 22 22 21 22 23 30 40 20 15 20 9

24 Hour Total : 377
 AM peak hour begins : 08:30 AM peak volume : 25 Peak hour factor : 0.78
 PM peak hour begins : 19:00 PM peak volume : 40 Peak hour factor : 0.91

Traffic Survey Specialists, Inc. 624 Gardenia Terrace
 Delray Beach, Florida 33444 Phone (561) 272-3255
 Volume Report with 24 Hour Totals

Data File : D0419011.PRN
 Station : 000000041803
 Identification : 000058410124 Interval : 15 minutes
 Start date : Apr 19, 11 Start time : 00:00
 Stop date : Apr 19, 11 Stop time : 24:00
 City/Town : West Park, Florida County : Broward
 Location : SW 18 Street East of SW 54 Street

Apr 19 Eastbound Volume for Lane 1

End Time	00	01	02	03	04	05	06	07	08	09	10	11
15	1	1	4	1	0	0	3	10	4	6	6	8
30	0	0	0	0	1	0	1	9	11	8	3	5
45	0	0	0	0	0	0	0	8	7	7	4	5
00	0	0	1	2	1	1	3	10	5	7	5	5
Hr Total	1	1	5	3	2	1	7	37	27	28	18	23

End Time	12	13	14	15	16	17	18	19	20	21	22	23
15	5	11	7	9	8	5	8	11	8	10	3	0
30	8	8	12	6	8	8	7	3	10	2	3	3
45	10	4	12	9	10	7	7	10	2	5	5	2
00	7	9	6	11	8	7	11	7	7	2	3	2
Hr Total	30	32	37	35	34	27	33	31	27	19	14	7

24 Hour Total : 479
 AM peak hour begins : 07:00 AM peak volume : 37 Peak hour factor : 0.93
 PM peak hour begins : 13:45 PM peak volume : 40 Peak hour factor : 0.83

Apr 19 Westbound Volume for Lane 2

End Time	00	01	02	03	04	05	06	07	08	09	10	11
15	1	2	1	0	1	3	0	5	5	6	7	10
30	0	0	1	1	1	0	2	4	9	11	2	6
45	3	0	0	0	0	0	1	9	12	10	11	11
00	0	2	0	2	0	0	0	17	8	6	5	6
Hr Total	4	4	2	3	2	3	3	35	34	33	25	33

End Time	12	13	14	15	16	17	18	19	20	21	22	23
15	14	9	9	6	17	14	15	10	9	9	5	6
30	13	7	12	21	6	15	11	5	9	4	4	1
45	8	7	4	16	5	10	14	7	10	4	5	5
00	10	11	10	13	9	12	4	12	6	6	2	2
Hr Total	45	34	35	56	37	51	44	34	34	23	16	14

24 Hour Total : 604
 AM peak hour begins : 11:30 AM peak volume : 44 Peak hour factor : 0.79
 PM peak hour begins : 15:15 PM peak volume : 67 Peak hour factor : 0.80

Data File : D0419011.PRN
 Station : 000000041803
 Identification : 000058410124 Interval : 15 minutes
 Start date : Apr 19, 11 Start time : 00:00
 Stop date : Apr 19, 11 Stop time : 24:00
 City/Town : West Park, Florida County : Broward
 Location : SW 18 Street East of SW 54 Street

Apr 19 Total Volume for All Lanes

End Time	00	01	02	03	04	05	06	07	08	09	10	11
15	2	3	5	1	1	3	3	15	9	12	13	18
30	0	0	1	1	2	0	3	13	20	19	5	11
45	3	0	0	0	0	0	1	17	19	17	15	16
00	0	2	1	4	1	1	3	27	13	13	10	11
Hr Total	5	5	7	6	4	4	10	72	61	61	43	56

End Time	12	13	14	15	16	17	18	19	20	21	22	23
15	19	20	16	15	25	19	23	21	17	19	8	6
30	21	15	24	27	14	23	18	8	19	6	7	4
45	18	11	16	25	15	17	21	17	12	9	10	7
00	17	20	16	24	17	19	15	19	13	8	5	4
Hr Total	75	66	72	91	71	78	77	65	61	42	30	21

24 Hour Total : 1083
 AM peak hour begins : 07:45 AM peak volume : 75 Peak hour factor : 0.69
 PM peak hour begins : 15:15 PM peak volume : 101 Peak hour factor : 0.94

Data File : D0419014.PRN
 Station : 000000041804
 Identification : 000058410067 Interval : 15 minutes
 Start date : Apr 19, 11 Start time : 00:00
 Stop date : Apr 19, 11 Stop time : 24:00
 City/Town : West Park, Florida County : Broward
 Location : SW 22 Street East of SW 54 Avenue

Apr 19 Eastbound Volume for Lane 1

End Time	00	01	02	03	04	05	06	07	08	09	10	11
15	1	0	0	0	1	0	4	0	2	3	2	3
30	0	1	0	0	0	1	2	7	6	7	4	6
45	0	0	0	1	0	0	2	3	2	2	2	5
00	2	0	0	0	0	1	1	2	9	3	0	4
Hr Total	3	1	0	1	1	2	9	12	19	15	8	18

End Time	12	13	14	15	16	17	18	19	20	21	22	23
15	1	2	3	4	5	4	3	2	7	5	4	1
30	3	2	5	2	4	9	5	6	4	1	2	3
45	3	5	4	4	9	5	8	10	5	3	4	0
00	6	5	3	4	5	5	14	11	7	1	3	2
Hr Total	13	14	15	14	23	23	30	29	23	10	13	6

24 Hour Total : 302
 AM peak hour begins : 08:30 AM peak volume : 21 Peak hour factor : 0.58
 PM peak hour begins : 19:15 PM peak volume : 34 Peak hour factor : 0.77

Apr 19 Westbound Volume for Lane 2

End Time	00	01	02	03	04	05	06	07	08	09	10	11
15	0	0	0	0	0	1	2	2	3	2	3	7
30	3	1	0	0	0	0	2	4	6	1	6	4
45	1	1	0	0	0	0	4	3	6	6	10	4
00	0	0	0	0	0	0	4	5	4	4	7	7
Hr Total	4	2	0	0	0	1	12	14	19	13	26	22

End Time	12	13	14	15	16	17	18	19	20	21	22	23
15	10	3	4	5	13	8	6	6	3	8	5	4
30	5	5	5	6	3	7	10	9	5	6	2	1
45	9	0	5	5	9	9	2	6	3	12	2	1
00	7	5	6	6	7	4	5	8	2	7	2	3
Hr Total	31	13	20	22	32	28	23	29	13	33	11	9

24 Hour Total : 377
 AM peak hour begins : 10:15 AM peak volume : 30 Peak hour factor : 0.75
 PM peak hour begins : 21:00 PM peak volume : 33 Peak hour factor : 0.69

Traffic Survey Specialists, Inc. 624 Gardenia Terrace
 Delray Beach, Florida 33444 Phone (561) 272-3255
 Volume Report with 24 Hour Totals

Data File : D0419014.PRN
 Station : 000000041804
 Identification : 000058410067 Interval : 15 minutes
 Start date : Apr 19, 11 Start time : 00:00
 Stop date : Apr 19, 11 Stop time : 24:00
 City/Town : West Park, Florida County : Broward
 Location : SW 22 Street East of SW 54 Avenue

Apr 19 Total Volume for All Lanes

End Time	00	01	02	03	04	05	06	07	08	09	10	11
15	1	0	0	0	1	1	6	2	5	5	5	10
30	3	2	0	0	0	1	4	11	12	8	10	10
45	1	1	0	1	0	0	6	6	8	8	12	9
00	2	0	0	0	0	1	5	7	13	7	7	11
Hr Total	7	3	0	1	1	3	21	26	38	28	34	40

End Time	12	13	14	15	16	17	18	19	20	21	22	23
15	11	5	7	9	18	12	9	8	10	13	9	5
30	8	7	10	8	7	16	15	15	9	7	4	4
45	12	5	9	9	18	14	10	16	8	15	6	1
00	13	10	9	10	12	9	19	19	9	8	5	5
Hr Total	44	27	35	36	55	51	53	58	36	43	24	15

24 Hour Total : 679
 AM peak hour begins : 11:15 AM peak volume : 41 Peak hour factor : 0.93
 PM peak hour begins : 19:15 PM peak volume : 60 Peak hour factor : 0.79

Traffic Survey Specialists, Inc. 624 Gardenia Terrace
 Delray Beach, Florida 33444 Phone (561) 272-3255
 Volume Report with 24 Hour Totals

Data File : D0419017.PRN
 Station : 000000041805
 Identification : 009845970075 Interval : 15 minutes
 Start date : Apr 19, 11 Start time : 00:00
 Stop date : Apr 19, 11 Stop time : 24:00
 City/Town : West Park, Florida County : Broward
 Location : SW 25 Street East of SW 54 Avenue

Apr 19 Eastbound Volume for Lane 1

End Time	00	01	02	03	04	05	06	07	08	09	10	11
15	2	2	3	1	0	2	6	15	15	18	16	10
30	2	1	1	0	1	1	5	15	12	17	13	16
45	4	3	1	0	1	2	5	15	17	12	7	15
00	4	4	1	0	1	3	8	21	18	17	12	19
Hr Total	12	10	6	1	3	8	24	66	62	64	48	60

End Time	12	13	14	15	16	17	18	19	20	21	22	23
15	20	11	29	22	18	32	22	16	12	16	11	5
30	14	21	23	17	18	19	18	13	13	5	7	5
45	18	13	20	16	27	18	17	16	19	10	5	5
00	9	15	18	21	29	22	23	15	14	11	10	3
Hr Total	61	60	90	76	92	91	80	60	58	42	33	18

24 Hour Total : 1125
 AM peak hour begins : 08:30 AM peak volume : 70 Peak hour factor : 0.97
 PM peak hour begins : 16:30 PM peak volume : 107 Peak hour factor : 0.84

Apr 19 Westbound Volume for Lane 2

End Time	00	01	02	03	04	05	06	07	08	09	10	11
15	6	2	2	0	2	2	3	24	28	18	17	13
30	2	1	3	1	0	3	2	16	11	19	13	15
45	1	2	1	2	0	2	6	30	12	19	13	18
00	2	2	1	0	4	4	11	35	17	15	21	10
Hr Total	11	7	7	3	6	11	22	105	68	71	64	56

End Time	12	13	14	15	16	17	18	19	20	21	22	23
15	21	18	23	22	24	13	16	15	12	10	11	2
30	25	10	11	19	13	22	24	17	22	11	5	7
45	9	12	13	20	16	22	18	18	18	13	10	8
00	21	23	21	25	30	17	20	22	20	12	2	7
Hr Total	76	63	68	86	83	74	78	72	72	46	28	24

24 Hour Total : 1201
 AM peak hour begins : 07:15 AM peak volume : 109 Peak hour factor : 0.78
 PM peak hour begins : 15:15 PM peak volume : 88 Peak hour factor : 0.88

Traffic Survey Specialists, Inc. 624 Gardenia Terrace
 Delray Beach, Florida 33444 Phone (561) 272-3255
 Volume Report with 24 Hour Totals

Data File : D0419017.PRN
 Station : 000000041805
 Identification : 009845970075 Interval : 15 minutes
 Start date : Apr 19, 11 Start time : 00:00
 Stop date : Apr 19, 11 Stop time : 24:00
 City/Town : West Park, Florida County : Broward
 Location : SW 25 Street East of SW 54 Avenue

Apr 19 Total Volume for All Lanes

End Time	00	01	02	03	04	05	06	07	08	09	10	11
15	8	4	5	1	2	4	9	39	43	36	33	23
30	4	2	4	1	1	4	7	31	23	36	26	31
45	5	5	2	2	1	4	11	45	29	31	20	33
00	6	6	2	0	5	7	19	56	35	32	33	29
Hr Total	23	17	13	4	9	19	46	171	130	135	112	116

End Time	12	13	14	15	16	17	18	19	20	21	22	23
15	41	29	52	44	42	45	38	31	24	26	22	7
30	39	31	34	36	31	41	42	30	35	16	12	12
45	27	25	33	36	43	40	35	34	37	23	15	13
00	30	38	39	46	59	39	43	37	34	23	12	10
Hr Total	137	123	158	162	175	165	158	132	130	88	61	42

24 Hour Total : 2326
 AM peak hour begins : 07:15 AM peak volume : 175 Peak hour factor : 0.78
 PM peak hour begins : 16:30 PM peak volume : 188 Peak hour factor : 0.80

Data File : D0419020.PRN
 Station : 000000041806
 Identification : 000210321024 Interval : 15 minutes
 Start date : Apr 19, 11 Start time : 00:00
 Stop date : Apr 19, 11 Stop time : 24:00
 City/Town : West Park, Florida County : Broward
 Location : SW 52 Avenue South of SW 22 Street

Apr 19 Northbound Volume for Lane 1

End Time	00	01	02	03	04	05	06	07	08	09	10	11
15	2	1	1	0	0	0	3	7	9	9	5	8
30	1	0	0	1	0	1	5	9	9	7	9	6
45	2	2	0	1	2	0	8	14	14	2	4	6
00	2	3	1	1	0	2	4	13	12	7	3	13
Hr Total	7	6	2	3	2	3	20	43	44	25	21	33

End Time	12	13	14	15	16	17	18	19	20	21	22	23
15	4	10	13	5	14	12	8	10	8	4	5	0
30	10	4	16	7	8	12	12	12	4	4	4	4
45	6	12	8	11	10	9	10	8	4	8	3	3
00	7	10	10	6	8	14	15	13	9	5	1	0
Hr Total	27	36	47	29	40	47	45	43	25	21	13	7

24 Hour Total : 589
 AM peak hour begins : 07:15 AM peak volume : 45 Peak hour factor : 0.80
 PM peak hour begins : 13:30 PM peak volume : 51 Peak hour factor : 0.80

Apr 19 Southbound Volume for Lane 2

End Time	00	01	02	03	04	05	06	07	08	09	10	11
15	6	2	1	1	1	2	2	11	9	12	17	12
30	3	0	0	0	1	0	6	4	18	6	14	15
45	2	3	0	3	0	0	4	16	2	13	5	6
00	1	3	1	0	1	2	8	12	10	13	15	7
Hr Total	12	8	2	4	3	4	20	43	39	44	51	40

End Time	12	13	14	15	16	17	18	19	20	21	22	23
15	18	18	11	16	15	19	18	14	13	13	5	4
30	18	15	14	15	18	23	17	11	11	12	7	3
45	11	11	15	23	24	19	22	22	11	16	7	6
00	12	13	16	17	24	12	20	20	13	15	3	3
Hr Total	59	57	56	71	81	73	77	67	48	56	22	16

24 Hour Total : 953
 AM peak hour begins : 09:30 AM peak volume : 57 Peak hour factor : 0.84
 PM peak hour begins : 16:30 PM peak volume : 90 Peak hour factor : 0.94

Traffic Survey Specialists, Inc. 624 Gardenia Terrace
 Delray Beach, Florida 33444 Phone (561) 272-3255
 Volume Report with 24 Hour Totals

Data File : D0419020.PRN
 Station : 000000041806
 Identification : 000210321024 Interval : 15 minutes
 Start date : Apr 19, 11 Start time : 00:00
 Stop date : Apr 19, 11 Stop time : 24:00
 City/Town : West Park, Florida County : Broward
 Location : SW 52 Avenue South of SW 22 Street

Apr 19 Total Volume for All Lanes

End Time	00	01	02	03	04	05	06	07	08	09	10	11
15	8	3	2	1	1	2	5	18	18	21	22	20
30	4	0	0	1	1	1	11	13	27	13	23	21
45	4	5	0	4	2	0	12	30	16	15	9	12
00	3	6	2	1	1	4	12	25	22	20	18	20

Hr Total 19 14 4 7 5 7 40 86 83 69 72 73

End Time	12	13	14	15	16	17	18	19	20	21	22	23
15	22	28	24	21	29	31	26	24	21	17	10	4
30	28	19	30	22	26	35	29	23	15	16	11	7
45	17	23	23	34	34	28	32	30	15	24	10	9
00	19	23	26	23	32	26	35	33	22	20	4	3

Hr Total 86 93 103 100 121 120 122 110 73 77 35 23

24 Hour Total : 1542
 AM peak hour begins : 07:30 AM peak volume : 100 Peak hour factor : 0.83
 PM peak hour begins : 16:30 PM peak volume : 132 Peak hour factor : 0.94

Data File : D0419023.PRN
 Station : 000000041807
 Identification : 004117430002 Interval : 15 minutes
 Start date : Apr 19, 11 Start time : 00:00
 Stop date : Apr 19, 11 Stop time : 24:00
 City/Town : West Park, Florida County : Broward
 Location : SW 19 Street East of SW 52 Avenue

Apr 19 Eastbound Volume for Lane 1

End Time	00	01	02	03	04	05	06	07	08	09	10	11
15	1	1	1	1	1	0	2	6	10	2	6	3
30	0	0	0	0	1	0	0	3	2	4	4	7
45	0	0	0	0	0	0	1	3	4	2	8	7
00	1	0	0	1	0	1	2	4	3	7	7	7

Hr Total	2	1	1	2	2	1	5	16	19	15	25	24
----------	---	---	---	---	---	---	---	----	----	----	----	----

End Time	12	13	14	15	16	17	18	19	20	21	22	23
15	6	4	4	5	5	6	8	9	7	5	0	2
30	6	8	7	6	7	7	7	7	6	1	7	2
45	6	5	3	5	13	10	8	7	6	3	4	2
00	8	7	9	7	5	6	6	4	4	2	2	1

Hr Total	26	24	23	23	30	29	29	27	23	11	13	7
----------	----	----	----	----	----	----	----	----	----	----	----	---

24 Hour Total : 378
 AM peak hour begins : 11:15 AM peak volume : 27 Peak hour factor : 0.96
 PM peak hour begins : 15:45 PM peak volume : 32 Peak hour factor : 0.62

Apr 19 Westbound Volume for Lane 2

End Time	00	01	02	03	04	05	06	07	08	09	10	11
15	2	1	0	0	0	2	2	3	5	5	8	12
30	1	3	0	1	0	0	3	3	5	2	9	7
45	2	0	0	1	0	0	1	10	6	6	2	3
00	3	1	1	0	1	1	2	8	7	11	7	8

Hr Total	8	5	1	2	1	3	8	24	23	24	26	30
----------	---	---	---	---	---	---	---	----	----	----	----	----

End Time	12	13	14	15	16	17	18	19	20	21	22	23
15	4	5	9	12	7	8	11	3	9	5	2	3
30	10	10	5	6	6	12	17	5	7	4	1	3
45	5	2	4	10	7	10	12	17	12	5	4	3
00	4	7	7	12	12	9	7	9	5	6	2	0

Hr Total	23	24	25	40	32	39	47	34	33	20	9	9
----------	----	----	----	----	----	----	----	----	----	----	---	---

24 Hour Total : 490
 AM peak hour begins : 09:30 AM peak volume : 34 Peak hour factor : 0.77
 PM peak hour begins : 17:45 PM peak volume : 49 Peak hour factor : 0.72

Data File : D0419023.PRN
 Station : 000000041807
 Identification : 004117430002 Interval : 15 minutes
 Start date : Apr 19, 11 Start time : 00:00
 Stop date : Apr 19, 11 Stop time : 24:00
 City/Town : West Park, Florida County : Broward
 Location : SW 19 Street East of SW 52 Avenue

Apr 19 Total Volume for All Lanes

End Time	00	01	02	03	04	05	06	07	08	09	10	11
15	3	2	1	1	1	2	4	9	15	7	14	15
30	1	3	0	1	1	0	3	6	7	6	13	14
45	2	0	0	1	0	0	2	13	10	8	10	10
00	4	1	1	1	1	2	4	12	10	18	14	15
Hr Total	10	6	2	4	3	4	13	40	42	39	51	54

End Time	12	13	14	15	16	17	18	19	20	21	22	23
15	10	9	13	17	12	14	19	12	16	10	2	5
30	16	18	12	12	13	19	24	12	13	5	8	5
45	11	7	7	15	20	20	20	24	18	8	8	5
00	12	14	16	19	17	15	13	13	9	8	4	1
Hr Total	49	48	48	63	62	68	76	61	56	31	22	16

24 Hour Total : 868
 AM peak hour begins : 09:45 AM peak volume : 55 Peak hour factor : 0.76
 PM peak hour begins : 17:30 PM peak volume : 78 Peak hour factor : 0.81

Data File : D0419026.PRN
 Station : 000000041808
 Identification : 000411692131 Interval : 15 minutes
 Start date : Apr 19, 11 Start time : 00:00
 Stop date : Apr 19, 11 Stop time : 24:00
 City/Town : West Park, Florida County : Broward
 Location : SW 50 Avenue South of SW 22 Street

Apr 19 Northbound Volume for Lane 1

End Time	00	01	02	03	04	05	06	07	08	09	10	11
15	1	1	0	0	0	1	0	4	4	2	5	2
30	2	0	1	1	0	0	0	3	8	3	2	1
45	0	0	0	0	0	0	1	1	6	2	0	0
00	0	0	0	0	0	0	2	0	2	1	2	2
Hr Total	3	1	1	1	0	1	3	8	20	8	9	5

End Time	12	13	14	15	16	17	18	19	20	21	22	23
15	1	1	7	4	1	6	3	2	4	1	1	1
30	4	1	4	1	2	3	5	0	9	2	2	0
45	4	0	0	2	4	6	7	6	2	1	2	1
00	2	5	3	0	1	4	5	6	2	5	1	0
Hr Total	11	7	14	7	8	19	20	14	17	9	6	2

24 Hour Total : 194
 AM peak hour begins : 08:00 AM peak volume : 20 Peak hour factor : 0.63
 PM peak hour begins : 19:30 PM peak volume : 25 Peak hour factor : 0.69

Apr 19 Southbound Volume for Lane 2

End Time	00	01	02	03	04	05	06	07	08	09	10	11
15	2	1	0	1	0	0	0	1	4	3	2	2
30	1	1	0	0	0	0	0	7	5	3	0	3
45	0	1	0	0	0	1	4	6	4	2	2	2
00	0	0	0	1	1	1	0	4	3	2	9	4
Hr Total	3	3	0	2	1	2	4	18	16	10	13	11

End Time	12	13	14	15	16	17	18	19	20	21	22	23
15	4	6	3	4	4	5	6	5	8	6	0	1
30	4	1	4	5	2	5	2	7	8	3	4	4
45	1	3	1	1	6	5	11	7	5	4	2	3
00	5	4	2	3	5	5	4	8	5	1	1	1
Hr Total	14	14	10	13	17	20	23	27	26	14	7	9

24 Hour Total : 277
 AM peak hour begins : 07:15 AM peak volume : 21 Peak hour factor : 0.75
 PM peak hour begins : 19:30 PM peak volume : 31 Peak hour factor : 0.97

Data File : D0419026.PRN
 Station : 000000041808
 Identification : 000411692131 Interval : 15 minutes
 Start date : Apr 19, 11 Start time : 00:00
 Stop date : Apr 19, 11 Stop time : 24:00
 City/Town : West Park, Florida County : Broward
 Location : SW 50 Avenue South of SW 22 Street

Apr 19 Total Volume for All Lanes

End Time	00	01	02	03	04	05	06	07	08	09	10	11
15	3	2	0	1	0	1	0	5	8	5	7	4
30	3	1	1	1	0	0	0	10	13	6	2	4
45	0	1	0	0	0	1	5	7	10	4	2	2
00	0	0	0	1	1	1	2	4	5	3	11	6
Hr Total	6	4	1	3	1	3	7	26	36	18	22	16

End Time	12	13	14	15	16	17	18	19	20	21	22	23
15	5	7	10	8	5	11	9	7	12	7	1	2
30	8	2	8	6	4	8	7	7	17	5	6	4
45	5	3	1	3	10	11	18	13	7	5	4	4
00	7	9	5	3	6	9	9	14	7	6	2	1
Hr Total	25	21	24	20	25	39	43	41	43	23	13	11

24 Hour Total : 471
 AM peak hour begins : 08:00 AM peak volume : 36 Peak hour factor : 0.69
 PM peak hour begins : 19:30 PM peak volume : 56 Peak hour factor : 0.82

Data File : D0419029.PRN
 Station : 000000041809
 Identification : 000058410150 Interval : 15 minutes
 Start date : Apr 19, 11 Start time : 00:00
 Stop date : Apr 19, 11 Stop time : 24:00
 City/Town : West Park, Florida County : Broward
 Location : SW 25 Street East of SW 48 Avenue

Apr 19 Eastbound Volume for Lane 1

End Time	00	01	02	03	04	05	06	07	08	09	10	11
15	2	1	2	2	0	3	5	11	12	14	12	11
30	2	1	2	1	0	1	6	15	14	12	7	15
45	2	3	0	1	2	1	8	9	15	12	6	10
00	3	1	0	0	1	3	4	17	9	8	12	9
Hr Total	9	6	4	4	3	8	23	52	50	46	37	45

End Time	12	13	14	15	16	17	18	19	20	21	22	23
15	13	9	18	15	18	21	14	16	11	14	2	4
30	10	13	21	7	18	14	9	14	10	6	6	2
45	11	5	14	9	17	12	13	18	11	7	3	1
00	7	12	12	13	23	14	11	14	9	7	6	1
Hr Total	41	39	65	44	76	61	47	62	41	34	17	8

24 Hour Total : 822
 AM peak hour begins : 07:45 AM peak volume : 58 Peak hour factor : 0.85
 PM peak hour begins : 16:15 PM peak volume : 79 Peak hour factor : 0.86

Apr 19 Westbound Volume for Lane 2

End Time	00	01	02	03	04	05	06	07	08	09	10	11
15	0	0	0	0	0	2	2	16	12	6	6	7
30	1	1	3	0	0	1	1	15	8	11	8	10
45	1	1	0	0	0	1	2	16	14	8	7	14
00	0	0	0	1	2	1	4	18	10	4	5	5
Hr Total	2	2	3	1	2	5	9	65	44	29	26	36

End Time	12	13	14	15	16	17	18	19	20	21	22	23
15	7	10	17	15	17	6	13	13	6	4	3	5
30	10	6	6	8	10	10	12	7	12	5	1	5
45	5	11	9	12	8	13	11	2	9	7	8	3
00	7	10	16	11	13	9	10	10	7	3	5	4
Hr Total	29	37	48	46	48	38	46	32	34	19	17	17

24 Hour Total : 635
 AM peak hour begins : 07:00 AM peak volume : 65 Peak hour factor : 0.90
 PM peak hour begins : 14:45 PM peak volume : 51 Peak hour factor : 0.80

Traffic Survey Specialists, Inc. 624 Gardenia Terrace
 Delray Beach, Florida 33444 Phone (561) 272-3255
 Volume Report with 24 Hour Totals

Data File : D0419029.PRN
 Station : 000000041809
 Identification : 000058410150 Interval : 15 minutes
 Start date : Apr 19, 11 Start time : 00:00
 Stop date : Apr 19, 11 Stop time : 24:00
 City/Town : West Park, Florida County : Broward
 Location : SW 25 Street East of SW 48 Avenue

Apr 19 Total Volume for All Lanes

End Time	00	01	02	03	04	05	06	07	08	09	10	11
15	2	1	2	2	0	5	7	27	24	20	18	18
30	3	2	5	1	0	2	7	30	22	23	15	25
45	3	4	0	1	2	2	10	25	29	20	13	24
00	3	1	0	1	3	4	8	35	19	12	17	14
Hr Total	11	8	7	5	5	13	32	117	94	75	63	81

End Time	12	13	14	15	16	17	18	19	20	21	22	23
15	20	19	35	30	35	27	27	29	17	18	5	9
30	20	19	27	15	28	24	21	21	22	11	7	7
45	16	16	23	21	25	25	24	20	20	14	11	4
00	14	22	28	24	36	23	21	24	16	10	11	5
Hr Total	70	76	113	90	124	99	93	94	75	53	34	25

24 Hour Total : 1457
 AM peak hour begins : 07:00 AM peak volume : 117 Peak hour factor : 0.84
 PM peak hour begins : 16:00 PM peak volume : 124 Peak hour factor : 0.86

 Data File : D0419032.PRN
 Station : 000000041810
 Identification : 000210521005 Interval : 15 minutes
 Start date : Apr 19, 11 Start time : 00:00
 Stop date : Apr 19, 11 Stop time : 24:00
 City/Town : West Park, Florida County : Broward
 Location : SW 48 Avenue South of SW 26 Street

Apr 19 Northbound Volume for Lane 1

End Time	00	01	02	03	04	05	06	07	08	09	10	11
15	3	1	0	0	0	0	5	12	21	15	12	9
30	3	1	1	1	0	0	2	18	16	15	6	8
45	0	1	0	0	0	1	2	22	16	7	12	10
00	3	1	0	0	2	4	7	42	2	8	7	16
Hr Total	9	4	1	1	2	5	16	94	55	45	37	43

End Time	12	13	14	15	16	17	18	19	20	21	22	23
15	11	10	29	19	15	16	12	13	14	10	7	4
30	17	10	30	7	19	17	15	27	11	12	5	5
45	11	12	14	12	8	15	10	15	10	13	8	2
00	9	18	21	17	12	22	19	18	11	9	5	0
Hr Total	48	50	94	55	54	70	56	73	46	44	25	11

24 Hour Total : 938
 AM peak hour begins : 07:15 AM peak volume : 103 Peak hour factor : 0.61
 PM peak hour begins : 14:00 PM peak volume : 94 Peak hour factor : 0.78

Apr 19 Southbound Volume for Lane 2

End Time	00	01	02	03	04	05	06	07	08	09	10	11
15	4	0	2	0	0	0	3	12	11	7	10	10
30	2	0	1	0	0	0	4	32	19	13	11	15
45	1	1	0	0	1	0	5	22	9	12	10	9
00	1	0	1	0	1	2	5	22	10	11	5	12
Hr Total	8	1	4	0	2	2	17	88	49	43	36	46

End Time	12	13	14	15	16	17	18	19	20	21	22	23
15	9	11	23	13	16	16	15	15	9	10	6	3
30	12	13	20	19	15	13	10	11	17	5	6	3
45	17	15	16	18	15	22	17	17	5	11	3	2
00	10	19	14	15	15	12	14	15	15	5	4	4
Hr Total	48	58	73	65	61	63	56	58	46	31	19	12

24 Hour Total : 886
 AM peak hour begins : 07:00 AM peak volume : 88 Peak hour factor : 0.69
 PM peak hour begins : 13:45 PM peak volume : 78 Peak hour factor : 0.85

Traffic Survey Specialists, Inc. 624 Gardenia Terrace
 Delray Beach, Florida 33444 Phone (561) 272-3255
 Volume Report with 24 Hour Totals

Data File : D0419032.PRN
 Station : 000000041810
 Identification : 000210521005 Interval : 15 minutes
 Start date : Apr 19, 11 Start time : 00:00
 Stop date : Apr 19, 11 Stop time : 24:00
 City/Town : West Park, Florida County : Broward
 Location : SW 48 Avenue South of SW 26 Street

Apr 19 Total Volume for All Lanes

End Time	00	01	02	03	04	05	06	07	08	09	10	11
15	7	1	2	0	0	0	8	24	32	22	22	19
30	5	1	2	1	0	0	6	50	35	28	17	23
45	1	2	0	0	1	1	7	44	25	19	22	19
00	4	1	1	0	3	6	12	64	12	19	12	28
Hr Total	17	5	5	1	4	7	33	182	104	88	73	89

End Time	12	13	14	15	16	17	18	19	20	21	22	23
15	20	21	52	32	31	32	27	28	23	20	13	7
30	29	23	50	26	34	30	25	38	28	17	11	8
45	28	27	30	30	23	37	27	32	15	24	11	4
00	19	37	35	32	27	34	33	33	26	14	9	4
Hr Total	96	108	167	120	115	133	112	131	92	75	44	23

24 Hour Total : 1824
 AM peak hour begins : 07:15 AM peak volume : 190 Peak hour factor : 0.74
 PM peak hour begins : 13:45 PM peak volume : 169 Peak hour factor : 0.81

Data File : D0419035.PRN
 Station : 000000041811
 Identification : 000110252067 Interval : 15 minutes
 Start date : Apr 19, 11 Start time : 00:00
 Stop date : Apr 19, 11 Stop time : 24:00
 City/Town : West Park, Florida County : Broward
 Location : SW 46 Avenue South of SW 27 Street

Apr 19 Northbound Volume for Lane 1

End Time	00	01	02	03	04	05	06	07	08	09	10	11
15	3	0	0	1	1	2	2	6	18	4	9	7
30	1	0	3	1	0	0	1	12	6	7	8	7
45	2	0	1	0	0	1	2	10	11	12	9	13
00	5	1	0	1	1	1	3	6	10	5	10	7
Hr Total	11	1	4	3	2	4	8	34	45	28	36	34

End Time	12	13	14	15	16	17	18	19	20	21	22	23
15	10	10	12	16	17	19	16	13	15	17	11	2
30	9	9	17	11	11	13	27	14	21	16	9	4
45	15	3	8	14	11	14	9	11	20	11	11	5
00	9	15	12	14	9	12	22	16	15	7	6	2
Hr Total	43	37	49	55	48	58	74	54	71	51	37	13

24 Hour Total : 800
 AM peak hour begins : 07:15 AM peak volume : 46 Peak hour factor : 0.64
 PM peak hour begins : 18:00 PM peak volume : 74 Peak hour factor : 0.69

Apr 19 Southbound Volume for Lane 2

End Time	00	01	02	03	04	05	06	07	08	09	10	11
15	0	1	0	1	0	1	0	9	10	7	6	4
30	0	2	0	0	1	0	3	13	6	12	4	13
45	2	1	0	2	1	1	2	13	9	8	5	8
00	3	0	0	0	0	4	4	15	8	4	8	6
Hr Total	5	4	0	3	2	6	9	50	33	31	23	31

End Time	12	13	14	15	16	17	18	19	20	21	22	23
15	10	8	9	10	11	13	14	15	20	11	9	4
30	10	4	12	10	14	13	11	13	15	7	4	3
45	10	7	7	14	14	8	7	17	12	11	12	2
00	2	11	10	12	9	10	13	5	11	7	5	3
Hr Total	32	30	38	46	48	44	45	50	58	36	30	12

24 Hour Total : 666
 AM peak hour begins : 07:15 AM peak volume : 51 Peak hour factor : 0.85
 PM peak hour begins : 18:45 PM peak volume : 58 Peak hour factor : 0.85

Data File : D0419035.PRN
 Station : 000000041811
 Identification : 000110252067 Interval : 15 minutes
 Start date : Apr 19, 11 Start time : 00:00
 Stop date : Apr 19, 11 Stop time : 24:00
 City/Town : West Park, Florida County : Broward
 Location : SW 46 Avenue South of SW 27 Street

Apr 19 Total Volume for All Lanes

End Time	00	01	02	03	04	05	06	07	08	09	10	11
15	3	1	0	2	1	3	2	15	28	11	15	11
30	1	2	3	1	1	0	4	25	12	19	12	20
45	4	1	1	2	1	2	4	23	20	20	14	21
00	8	1	0	1	1	5	7	21	18	9	18	13
Hr Total	16	5	4	6	4	10	17	84	78	59	59	65

End Time	12	13	14	15	16	17	18	19	20	21	22	23
15	20	18	21	26	28	32	30	28	35	28	20	6
30	19	13	29	21	25	26	38	27	36	23	13	7
45	25	10	15	28	25	22	16	28	32	22	23	7
00	11	26	22	26	18	22	35	21	26	14	11	5
Hr Total	75	67	87	101	96	102	119	104	129	87	67	25

24 Hour Total : 1466
 AM peak hour begins : 07:15 AM peak volume : 97 Peak hour factor : 0.87
 PM peak hour begins : 20:00 PM peak volume : 129 Peak hour factor : 0.90

Data File : D0419038.PRN
 Station : 000000041812
 Identification : 009600650022 Interval : 15 minutes
 Start date : Apr 19, 11 Start time : 00:00
 Stop date : Apr 19, 11 Stop time : 24:00
 City/Town : West Park, Florida County : Broward
 Location : SW 46 Avenue South of SW 23 Street

Apr 19 Northbound Volume for Lane 1

End Time	00	01	02	03	04	05	06	07	08	09	10	11
15	4	1	1	1	0	1	2	9	12	5	6	6
30	0	1	1	2	1	0	1	13	4	6	4	10
45	2	1	0	0	1	0	5	8	9	9	9	12
00	4	0	0	0	2	2	1	8	9	4	10	10
Hr Total	10	3	2	3	4	3	9	38	34	24	29	38

End Time	12	13	14	15	16	17	18	19	20	21	22	23
15	8	11	10	10	13	19	13	11	13	13	8	4
30	8	6	15	8	10	10	15	11	11	12	8	5
45	9	3	8	13	9	11	10	16	15	4	13	5
00	6	8	12	15	8	10	12	11	9	4	6	3
Hr Total	31	28	45	46	40	50	50	49	48	33	35	17

24 Hour Total : 669
 AM peak hour begins : 07:15 AM peak volume : 41 Peak hour factor : 0.79
 PM peak hour begins : 15:30 PM peak volume : 51 Peak hour factor : 0.85

Apr 19 Southbound Volume for Lane 2

End Time	00	01	02	03	04	05	06	07	08	09	10	11
15	0	1	0	0	0	0	0	9	8	4	8	4
30	2	0	0	0	2	0	2	8	7	7	3	11
45	0	1	0	0	0	0	4	10	7	6	8	7
00	2	0	1	0	1	1	7	13	8	5	8	7
Hr Total	4	2	1	0	3	1	13	40	30	22	27	29

End Time	12	13	14	15	16	17	18	19	20	21	22	23
15	7	8	10	11	9	10	13	13	16	9	9	2
30	8	6	9	7	10	12	10	15	10	8	3	4
45	8	11	7	9	13	12	9	16	4	5	8	0
00	2	14	8	15	9	12	11	4	12	8	5	1
Hr Total	25	39	34	42	41	46	43	48	42	30	25	7

24 Hour Total : 594
 AM peak hour begins : 07:00 AM peak volume : 40 Peak hour factor : 0.77
 PM peak hour begins : 18:45 PM peak volume : 55 Peak hour factor : 0.86

Data File : D0419038.PRN
 Station : 000000041812
 Identification : 009600650022 Interval : 15 minutes
 Start date : Apr 19, 11 Start time : 00:00
 Stop date : Apr 19, 11 Stop time : 24:00
 City/Town : West Park, Florida County : Broward
 Location : SW 46 Avenue South of SW 23 Street

Apr 19 Total Volume for All Lanes

End Time	00	01	02	03	04	05	06	07	08	09	10	11
15	4	2	1	1	0	1	2	18	20	9	14	10
30	2	1	1	2	3	0	3	21	11	13	7	21
45	2	2	0	0	1	0	9	18	16	15	17	19
00	6	0	1	0	3	3	8	21	17	9	18	17
Hr Total	14	5	3	3	7	4	22	78	64	46	56	67

End Time	12	13	14	15	16	17	18	19	20	21	22	23
15	15	19	20	21	22	29	26	24	29	22	17	6
30	16	12	24	15	20	22	25	26	21	20	11	9
45	17	14	15	22	22	23	19	32	19	9	21	5
00	8	22	20	30	17	22	23	15	21	12	11	4
Hr Total	56	67	79	88	81	96	93	97	90	63	60	24

24 Hour Total : 1263
 AM peak hour begins : 07:15 AM peak volume : 80 Peak hour factor : 0.95
 PM peak hour begins : 18:45 PM peak volume : 105 Peak hour factor : 0.82

Traffic Survey Specialists, Inc. 624 Gardenia Terrace
 Delray Beach, Florida 33444 Phone (561) 272-3255
 Volume Report with 24 Hour Totals

 Data File : D0419041.PRN
 Station : 000000041813
 Identification : 000110252092 Interval : 15 minutes
 Start date : Apr 19, 11 Start time : 00:00
 Stop date : Apr 19, 11 Stop time : 24:00
 City/Town : West Park, Florida County : Broward
 Location : SW 23 Street East of SW 44 Avenue

Apr 19 Eastbound Volume for Lane 1

End Time	00	01	02	03	04	05	06	07	08	09	10	11
15	0	1	0	1	0	0	6	3	6	2	6	2
30	0	2	0	0	1	0	2	7	9	4	5	3
45	1	0	0	0	0	1	2	9	5	4	2	4
00	0	0	0	0	1	1	5	5	4	1	2	4
Hr Total	1	3	0	1	2	2	15	24	24	11	15	13

End Time	12	13	14	15	16	17	18	19	20	21	22	23
15	4	5	8	1	3	6	6	7	3	6	2	4
30	4	5	6	6	8	7	6	2	6	5	2	4
45	1	3	13	3	6	4	6	8	7	2	0	2
00	3	5	4	8	5	7	5	3	6	2	2	0
Hr Total	12	18	31	18	22	24	23	20	22	15	6	10

24 Hour Total : 332
 AM peak hour begins : 07:30 AM peak volume : 29 Peak hour factor : 0.81
 PM peak hour begins : 13:45 PM peak volume : 32 Peak hour factor : 0.62

Apr 19 Westbound Volume for Lane 2

End Time	00	01	02	03	04	05	06	07	08	09	10	11
15	0	0	0	0	0	1	1	2	7	3	6	1
30	2	1	1	0	0	0	6	2	7	3	3	6
45	2	0	0	0	1	0	5	3	7	3	3	1
00	1	0	0	0	0	1	7	5	5	3	5	6
Hr Total	5	1	1	0	1	2	19	12	26	12	17	14

End Time	12	13	14	15	16	17	18	19	20	21	22	23
15	3	5	8	7	6	8	10	3	5	3	2	2
30	4	7	5	11	7	12	15	2	3	0	3	8
45	4	3	7	7	10	8	7	5	6	3	0	2
00	1	7	3	12	5	11	11	10	4	2	2	1
Hr Total	12	22	23	37	28	39	43	20	18	8	7	13

24 Hour Total : 380
 AM peak hour begins : 07:45 AM peak volume : 26 Peak hour factor : 0.93
 PM peak hour begins : 17:30 PM peak volume : 44 Peak hour factor : 0.73

Data File : D0419041.PRN
 Station : 000000041813
 Identification : 000110252092 Interval : 15 minutes
 Start date : Apr 19, 11 Start time : 00:00
 Stop date : Apr 19, 11 Stop time : 24:00
 City/Town : West Park, Florida County : Broward
 Location : SW 23 Street East of SW 44 Avenue

Apr 19 Total Volume for All Lanes

End Time	00	01	02	03	04	05	06	07	08	09	10	11
15	0	1	0	1	0	1	7	5	13	5	12	3
30	2	3	1	0	1	0	8	9	16	7	8	9
45	3	0	0	0	1	1	7	12	12	7	5	5
00	1	0	0	0	1	2	12	10	9	4	7	10
Hr Total	6	4	1	1	3	4	34	36	50	23	32	27

End Time	12	13	14	15	16	17	18	19	20	21	22	23
15	7	10	16	8	9	14	16	10	8	9	4	6
30	8	12	11	17	15	19	21	4	9	5	5	12
45	5	6	20	10	16	12	13	13	13	5	0	4
00	4	12	7	20	10	18	16	13	10	4	4	1
Hr Total	24	40	54	55	50	63	66	40	40	23	13	23

24 Hour Total : 712
 AM peak hour begins : 07:30 AM peak volume : 51 Peak hour factor : 0.80
 PM peak hour begins : 17:45 PM peak volume : 68 Peak hour factor : 0.81

 Data File : D0419044.PRN
 Station : 000000041814
 Identification : 009701450001 Interval : 15 minutes
 Start date : Apr 19, 11 Start time : 00:00
 Stop date : Apr 19, 11 Stop time : 24:00
 City/Town : West Park, Florida County : Broward
 Location : SW 27 Street East of SW 44 Avenue

Apr 19 Eastbound Volume for Lane 1

End Time	00	01	02	03	04	05	06	07	08	09	10	11
15	0	1	0	0	0	0	0	1	2	4	2	1
30	0	0	0	0	0	0	1	3	2	1	0	3
45	1	0	0	1	0	1	3	2	3	2	2	2
00	0	0	1	0	0	1	1	1	0	1	1	4
Hr Total	1	1	1	1	0	2	5	7	7	8	5	10

End Time	12	13	14	15	16	17	18	19	20	21	22	23
15	0	3	3	5	5	3	2	1	3	1	4	0
30	4	3	3	2	2	2	4	2	3	3	1	0
45	3	3	0	3	4	4	4	2	4	3	2	0
00	1	1	4	7	3	3	6	4	3	1	2	0
Hr Total	8	10	10	17	14	12	16	9	13	8	9	0

24 Hour Total : 174
 AM peak hour begins : 11:00 AM peak volume : 10 Peak hour factor : 0.63
 PM peak hour begins : 15:45 PM peak volume : 18 Peak hour factor : 0.64

Apr 19 Westbound Volume for Lane 2

End Time	00	01	02	03	04	05	06	07	08	09	10	11
15	1	1	0	1	0	0	0	1	4	1	0	0
30	1	0	0	1	0	0	0	4	5	4	1	4
45	0	0	0	0	0	0	1	1	5	2	1	0
00	1	0	0	0	0	0	2	1	1	0	3	4
Hr Total	3	1	0	2	0	0	3	7	15	7	5	8

End Time	12	13	14	15	16	17	18	19	20	21	22	23
15	0	2	2	1	4	3	6	4	3	2	3	1
30	4	3	2	4	3	6	3	4	1	1	0	2
45	5	1	0	8	3	2	5	3	6	2	2	0
00	3	2	5	4	1	2	4	5	1	4	1	1
Hr Total	12	8	9	17	11	13	18	16	11	9	6	4

24 Hour Total : 185
 AM peak hour begins : 07:45 AM peak volume : 15 Peak hour factor : 0.75
 PM peak hour begins : 15:15 PM peak volume : 20 Peak hour factor : 0.63

Traffic Survey Specialists, Inc. 624 Gardenia Terrace
 Delray Beach, Florida 33444 Phone (561) 272-3255
 Volume Report with 24 Hour Totals

 Data File : D0419044.PRN
 Station : 000000041814
 Identification : 009701450001 Interval : 15 minutes
 Start date : Apr 19, 11 Start time : 00:00
 Stop date : Apr 19, 11 Stop time : 24:00
 City/Town : West Park, Florida County : Broward
 Location : SW 27 Street East of SW 44 Avenue

Apr 19 Total Volume for All Lanes

End Time	00	01	02	03	04	05	06	07	08	09	10	11
15	1	2	0	1	0	0	0	2	6	5	2	1
30	1	0	0	1	0	0	1	7	7	5	1	7
45	1	0	0	1	0	1	4	3	8	4	3	2
00	1	0	1	0	0	1	3	2	1	1	4	8
Hr Total	4	2	1	3	0	2	8	14	22	15	10	18

End Time	12	13	14	15	16	17	18	19	20	21	22	23
15	0	5	5	6	9	6	8	5	6	3	7	1
30	8	6	5	6	5	8	7	6	4	4	1	2
45	8	4	0	11	7	6	9	5	10	5	4	0
00	4	3	9	11	4	5	10	9	4	5	3	1
Hr Total	20	18	19	34	25	25	34	25	24	17	15	4

24 Hour Total : 359
 AM peak hour begins : 07:45 AM peak volume : 23 Peak hour factor : 0.72
 PM peak hour begins : 15:15 PM peak volume : 37 Peak hour factor : 0.84

Traffic Survey Specialists, Inc. 624 Gardenia Terrace
 Delray Beach, Florida 33444 Phone (561) 272-3255
 Volume Report with 24 Hour Totals

 Data File : D0419047.PRN
 Station : 000000041815
 Identification : 009601100052 Interval : 15 minutes
 Start date : Apr 19, 11 Start time : 00:00
 Stop date : Apr 19, 11 Stop time : 24:00
 City/Town : West Park, Florida County : Broward
 Location : SW 44 Avenue South of SW 19 Street

Apr 19 Northbound Volume for Lane 1

End Time	00	01	02	03	04	05	06	07	08	09	10	11
15	3	0	0	1	2	6	5	16	19	12	12	8
30	1	2	1	0	2	4	12	23	13	19	8	16
45	0	2	0	1	1	1	14	16	18	9	8	10
00	1	2	0	1	0	4	16	21	17	15	15	14
Hr Total	5	6	1	3	5	15	47	76	67	55	43	48

End Time	12	13	14	15	16	17	18	19	20	21	22	23
15	11	15	12	10	22	25	23	19	20	15	7	1
30	10	12	22	13	16	27	19	18	10	7	14	2
45	11	15	15	19	14	27	18	24	17	11	2	5
00	10	13	13	11	17	18	19	11	10	14	2	8
Hr Total	42	55	62	53	69	97	79	72	57	47	25	16

24 Hour Total : 1045
 AM peak hour begins : 07:15 AM peak volume : 79 Peak hour factor : 0.86
 PM peak hour begins : 17:00 PM peak volume : 97 Peak hour factor : 0.90

Apr 19 Southbound Volume for Lane 2

End Time	00	01	02	03	04	05	06	07	08	09	10	11
15	0	1	0	1	1	1	2	12	14	5	9	10
30	0	2	4	0	1	0	5	15	16	14	4	12
45	3	1	2	0	0	1	7	6	8	6	17	15
00	3	1	0	0	1	1	6	12	9	9	9	9
Hr Total	6	5	6	1	3	3	20	45	47	34	39	46

End Time	12	13	14	15	16	17	18	19	20	21	22	23
15	17	12	23	19	17	36	39	18	22	16	11	5
30	18	14	20	30	23	38	26	26	19	17	15	4
45	15	14	15	14	16	32	23	18	19	17	10	8
00	15	19	20	21	17	11	17	16	12	13	11	2
Hr Total	65	59	78	84	73	117	105	78	72	63	47	19

24 Hour Total : 1115
 AM peak hour begins : 11:30 AM peak volume : 59 Peak hour factor : 0.82
 PM peak hour begins : 16:45 PM peak volume : 123 Peak hour factor : 0.81

Traffic Survey Specialists, Inc. 624 Gardenia Terrace
 Delray Beach, Florida 33444 Phone (561) 272-3255
 Volume Report with 24 Hour Totals

 Data File : D0419047.PRN
 Station : 000000041815
 Identification : 009601100052 Interval : 15 minutes
 Start date : Apr 19, 11 Start time : 00:00
 Stop date : Apr 19, 11 Stop time : 24:00
 City/Town : West Park, Florida County : Broward
 Location : SW 44 Avenue South of SW 19 Street

Apr 19 Total Volume for All Lanes

End Time	00	01	02	03	04	05	06	07	08	09	10	11
15	3	1	0	2	3	7	7	28	33	17	21	18
30	1	4	5	0	3	4	17	38	29	33	12	28
45	3	3	2	1	1	2	21	22	26	15	25	25
00	4	3	0	1	1	5	22	33	26	24	24	23
Hr Total	11	11	7	4	8	18	67	121	114	89	82	94

End Time	12	13	14	15	16	17	18	19	20	21	22	23
15	28	27	35	29	39	61	62	37	42	31	18	6
30	28	26	42	43	39	65	45	44	29	24	29	6
45	26	29	30	33	30	59	41	42	36	28	12	13
00	25	32	33	32	34	29	36	27	22	27	13	10
Hr Total	107	114	140	137	142	214	184	150	129	110	72	35

24 Hour Total : 2160
 AM peak hour begins : 07:15 AM peak volume : 126 Peak hour factor : 0.83
 PM peak hour begins : 16:45 PM peak volume : 219 Peak hour factor : 0.84

Traffic Survey Specialists, Inc. 624 Gardenia Terrace
 Delray Beach, Florida 33444 Phone (561) 272-3255
 Volume Report with 24 Hour Totals

 Data File : D0419050.PRN
 Station : 000000041816
 Identification : 000411692109 Interval : 15 minutes
 Start date : Apr 19, 11 Start time : 00:00
 Stop date : Apr 19, 11 Stop time : 24:00
 City/Town : West Park, Florida County : Broward
 Location : SW 42 Avenue South of SW 21 Street

Apr 19 Northbound Volume for Lane 1

End Time	00	01	02	03	04	05	06	07	08	09	10	11
15	0	0	1	0	0	0	0	4	10	1	6	3
30	0	3	0	0	0	0	2	5	5	3	5	4
45	1	0	0	0	0	0	4	5	14	6	2	6
00	1	0	1	0	1	1	3	3	5	4	4	11
Hr Total	2	3	2	0	1	1	9	17	34	14	17	24

End Time	12	13	14	15	16	17	18	19	20	21	22	23
15	2	4	8	3	8	5	7	1	2	3	3	3
30	4	6	5	7	5	6	9	4	7	4	3	3
45	6	6	6	4	13	5	12	8	6	3	1	3
00	7	7	8	10	9	7	8	9	7	7	4	0
Hr Total	19	23	27	24	35	23	36	22	22	17	11	9

24 Hour Total : 392
 AM peak hour begins : 08:00 AM peak volume : 34 Peak hour factor : 0.61
 PM peak hour begins : 15:45 PM peak volume : 36 Peak hour factor : 0.69

Apr 19 Southbound Volume for Lane 2

End Time	00	01	02	03	04	05	06	07	08	09	10	11
15	0	0	0	0	1	0	1	3	9	4	2	6
30	0	1	1	1	0	1	1	9	8	6	2	4
45	2	0	0	0	0	0	2	3	10	2	6	8
00	0	0	1	0	0	1	2	9	7	4	6	8
Hr Total	2	1	2	1	1	2	6	24	34	16	16	26

End Time	12	13	14	15	16	17	18	19	20	21	22	23
15	8	5	7	6	3	15	6	5	9	4	2	4
30	10	4	8	10	10	12	10	4	5	3	3	2
45	4	7	12	9	9	11	15	4	9	5	2	0
00	4	9	12	6	5	15	10	13	4	3	2	0
Hr Total	26	25	39	31	27	53	41	26	27	15	9	6

24 Hour Total : 456
 AM peak hour begins : 07:45 AM peak volume : 36 Peak hour factor : 0.90
 PM peak hour begins : 17:00 PM peak volume : 53 Peak hour factor : 0.88

Traffic Survey Specialists, Inc. 624 Gardenia Terrace
 Delray Beach, Florida 33444 Phone (561) 272-3255
 Volume Report with 24 Hour Totals

 Data File : D0419050.PRN
 Station : 000000041816
 Identification : 000411692109 Interval : 15 minutes
 Start date : Apr 19, 11 Start time : 00:00
 Stop date : Apr 19, 11 Stop time : 24:00
 City/Town : West Park, Florida County : Broward
 Location : SW 42 Avenue South of SW 21 Street

Apr 19 Total Volume for All Lanes

End Time	00	01	02	03	04	05	06	07	08	09	10	11
15	0	0	1	0	1	0	1	7	19	5	8	9
30	0	4	1	1	0	1	3	14	13	9	7	8
45	3	0	0	0	0	0	6	8	24	8	8	14
00	1	0	2	0	1	2	5	12	12	8	10	19
Hr Total	4	4	4	1	2	3	15	41	68	30	33	50

End Time	12	13	14	15	16	17	18	19	20	21	22	23
15	10	9	15	9	11	20	13	6	11	7	5	7
30	14	10	13	17	15	18	19	8	12	7	6	5
45	10	13	18	13	22	16	27	12	15	8	3	3
00	11	16	20	16	14	22	18	22	11	10	6	0
Hr Total	45	48	66	55	62	76	77	48	49	32	20	15

24 Hour Total : 848
 AM peak hour begins : 07:45 AM peak volume : 68 Peak hour factor : 0.71
 PM peak hour begins : 17:45 PM peak volume : 81 Peak hour factor : 0.75

Traffic Survey Specialists, Inc. 624 Gardenia Terrace
 Delray Beach, Florida 33444 Phone (561) 272-3255
 Volume Report with 24 Hour Totals

Data File : D0419053.PRN
 Station : 000000041817
 Identification : 000210521057 Interval : 15 minutes
 Start date : Apr 19, 11 Start time : 00:00
 Stop date : Apr 19, 11 Stop time : 24:00
 City/Town : West Park, Florida County : Broward
 Location : SW 40 Avenue South of SW 22 Street

Apr 19 Northbound Volume for Lane 1

End Time	00	01	02	03	04	05	06	07	08	09	10	11
15	11	4	4	6	6	9	22	49	72	43	41	41
30	5	6	2	3	6	12	18	81	62	45	29	36
45	8	4	4	4	6	20	43	77	56	41	41	44
00	4	5	3	6	7	20	47	75	73	37	36	41
Hr Total	28	19	13	19	25	61	130	282	263	166	147	162

End Time	12	13	14	15	16	17	18	19	20	21	22	23
15	37	42	58	45	48	61	55	47	38	33	19	11
30	40	47	49	51	50	45	62	32	39	28	16	18
45	51	36	57	40	51	58	52	30	33	19	23	7
00	41	65	60	68	54	58	44	47	26	23	16	10
Hr Total	169	190	224	204	203	222	213	156	136	103	74	46

24 Hour Total : 3255
 AM peak hour begins : 07:15 AM peak volume : 305 Peak hour factor : 0.94
 PM peak hour begins : 17:30 PM peak volume : 233 Peak hour factor : 0.94

Apr 19 Southbound Volume for Lane 2

End Time	00	01	02	03	04	05	06	07	08	09	10	11
15	7	5	6	4	4	4	6	26	48	19	33	34
30	9	4	4	3	0	2	12	40	34	29	39	33
45	9	6	2	4	6	3	13	38	34	35	20	31
00	6	8	6	6	7	6	23	44	23	35	42	32
Hr Total	31	23	18	17	17	15	54	148	139	118	134	130

End Time	12	13	14	15	16	17	18	19	20	21	22	23
15	35	46	50	53	55	81	62	53	29	45	28	24
30	34	46	60	53	48	81	85	48	35	33	27	20
45	38	26	38	51	73	87	57	51	33	38	20	15
00	39	49	57	55	67	84	43	45	39	34	25	15
Hr Total	146	167	205	212	243	333	247	197	136	150	100	74

24 Hour Total : 3054
 AM peak hour begins : 07:15 AM peak volume : 170 Peak hour factor : 0.89
 PM peak hour begins : 17:00 PM peak volume : 333 Peak hour factor : 0.96

Traffic Survey Specialists, Inc. 624 Gardenia Terrace
 Delray Beach, Florida 33444 Phone (561) 272-3255
 Volume Report with 24 Hour Totals

 Data File : D0419053.PRN
 Station : 000000041817
 Identification : 000210521057 Interval : 15 minutes
 Start date : Apr 19, 11 Start time : 00:00
 Stop date : Apr 19, 11 Stop time : 24:00
 City/Town : West Park, Florida County : Broward
 Location : SW 40 Avenue South of SW 22 Street

Apr 19 Total Volume for All Lanes

End Time	00	01	02	03	04	05	06	07	08	09	10	11
15	18	9	10	10	10	13	28	75	120	62	74	75
30	14	10	6	6	6	14	30	121	96	74	68	69
45	17	10	6	8	12	23	56	115	90	76	61	75
00	10	13	9	12	14	26	70	119	96	72	78	73
Hr Total	59	42	31	36	42	76	184	430	402	284	281	292

End Time	12	13	14	15	16	17	18	19	20	21	22	23
15	72	88	108	98	103	142	117	100	67	78	47	35
30	74	93	109	104	98	126	147	80	74	61	43	38
45	89	62	95	91	124	145	109	81	66	57	43	22
00	80	114	117	123	121	142	87	92	65	57	41	25
Hr Total	315	357	429	416	446	555	460	353	272	253	174	120

24 Hour Total : 6309
 AM peak hour begins : 07:15 AM peak volume : 475 Peak hour factor : 0.98
 PM peak hour begins : 17:00 PM peak volume : 555 Peak hour factor : 0.96

Data File : D0419056.PRN
 Station : 000000041818
 Identification : 009601150098 Interval : 15 minutes
 Start date : Apr 19, 11 Start time : 00:00
 Stop date : Apr 19, 11 Stop time : 24:00
 City/Town : West Park, Florida County : Broward
 Location : SW 40 Avenue South of SW 25 Street

Apr 19 Northbound Volume for Lane 1

End Time	00	01	02	03	04	05	06	07	08	09	10	11
15	10	3	4	5	6	9	15	44	61	43	33	39
30	7	2	2	4	5	11	14	70	62	37	28	30
45	5	4	3	6	3	17	37	69	45	37	34	42
00	5	4	3	4	7	19	37	66	60	35	32	39
Hr Total	27	13	12	19	21	56	103	249	228	152	127	150

End Time	12	13	14	15	16	17	18	19	20	21	22	23
15	31	39	58	37	45	45	50	39	34	22	19	9
30	29	47	51	55	52	50	61	31	33	30	18	15
45	38	34	51	35	46	48	47	35	30	24	21	5
00	33	66	57	57	42	48	36	40	21	21	16	9
Hr Total	131	186	217	184	185	191	194	145	118	97	74	38

24 Hour Total : 2917
 AM peak hour begins : 07:15 AM peak volume : 266 Peak hour factor : 0.95
 PM peak hour begins : 13:45 PM peak volume : 226 Peak hour factor : 0.86

Apr 19 Southbound Volume for Lane 2

End Time	00	01	02	03	04	05	06	07	08	09	10	11
15	7	3	6	3	6	4	12	22	47	18	32	36
30	8	2	4	2	0	3	13	36	36	30	38	33
45	7	6	2	3	5	4	16	39	30	30	21	33
00	7	8	5	4	7	10	28	41	18	35	38	28
Hr Total	29	19	17	12	18	21	69	138	131	113	129	130

End Time	12	13	14	15	16	17	18	19	20	21	22	23
15	37	47	50	47	48	73	63	60	22	44	23	21
30	33	45	61	45	46	85	72	44	40	29	25	18
45	44	28	40	48	66	81	52	48	36	29	15	11
00	39	43	58	54	63	79	48	47	33	36	21	11
Hr Total	153	163	209	194	223	318	235	199	131	138	84	61

24 Hour Total : 2934
 AM peak hour begins : 07:15 AM peak volume : 163 Peak hour factor : 0.87
 PM peak hour begins : 17:00 PM peak volume : 318 Peak hour factor : 0.94

Traffic Survey Specialists, Inc. 624 Gardenia Terrace
 Delray Beach, Florida 33444 Phone (561) 272-3255
 Volume Report with 24 Hour Totals

Data File : D0419056.PRN
 Station : 000000041818
 Identification : 009601150098 Interval : 15 minutes
 Start date : Apr 19, 11 Start time : 00:00
 Stop date : Apr 19, 11 Stop time : 24:00
 City/Town : West Park, Florida County : Broward
 Location : SW 40 Avenue South of SW 25 Street

Apr 19 Total Volume for All Lanes

End Time	00	01	02	03	04	05	06	07	08	09	10	11
15	17	6	10	8	12	13	27	66	108	61	65	75
30	15	4	6	6	5	14	27	106	98	67	66	63
45	12	10	5	9	8	21	53	108	75	67	55	75
00	12	12	8	8	14	29	65	107	78	70	70	67
Hr Total	56	32	29	31	39	77	172	387	359	265	256	280

End Time	12	13	14	15	16	17	18	19	20	21	22	23
15	68	86	108	84	93	118	113	99	56	66	42	30
30	62	92	112	100	98	135	133	75	73	59	43	33
45	82	62	91	83	112	129	99	83	66	53	36	16
00	72	109	115	111	105	127	84	87	54	57	37	20
Hr Total	284	349	426	378	408	509	429	344	249	235	158	99

24 Hour Total : 5851
 AM peak hour begins : 07:15 AM peak volume : 429 Peak hour factor : 0.99
 PM peak hour begins : 17:00 PM peak volume : 509 Peak hour factor : 0.94

Traffic Survey Specialists, Inc. 624 Gardenia Terrace
 Delray Beach, Florida 33444 Phone (561) 272-3255
 Volume Report with 24 Hour Totals

Data File : D0419059.PRN
 Station : 000000041819
 Identification : 009601150081 Interval : 15 minutes
 Start date : Apr 19, 11 Start time : 00:00
 Stop date : Apr 19, 11 Stop time : 24:00
 City/Town : West Park, Florida County : Broward
 Location : SW 28 Street East of SW 40 Avenue

Apr 19 Eastbound Volume for Lane 1

End Time	00	01	02	03	04	05	06	07	08	09	10	11
15	0	0	0	0	1	0	1	2	4	2	2	0
30	0	0	0	0	1	0	0	1	2	4	2	1
45	0	0	2	0	0	0	2	1	1	0	0	1
00	0	0	0	0	1	2	1	1	1	4	1	1
Hr Total	0	0	2	0	3	2	4	5	8	10	5	3

End Time	12	13	14	15	16	17	18	19	20	21	22	23
15	2	0	0	1	1	4	0	1	1	3	0	1
30	1	1	1	0	0	1	4	1	1	0	1	0
45	0	2	3	4	1	2	4	1	1	1	1	0
00	2	2	1	3	4	2	4	2	0	0	0	1
Hr Total	5	5	5	8	6	9	12	5	3	4	2	2

24 Hour Total : 108
 AM peak hour begins : 09:00 AM peak volume : 10 Peak hour factor : 0.63
 PM peak hour begins : 18:15 PM peak volume : 13 Peak hour factor : 0.81

Apr 19 Westbound Volume for Lane 2

End Time	00	01	02	03	04	05	06	07	08	09	10	11
15	0	0	0	1	0	0	1	4	3	4	1	1
30	0	0	0	0	0	0	2	3	2	3	1	0
45	1	0	3	0	0	1	2	0	1	2	2	0
00	2	0	0	0	0	0	1	2	2	1	1	1
Hr Total	3	0	3	1	0	1	6	9	8	10	5	2

End Time	12	13	14	15	16	17	18	19	20	21	22	23
15	1	0	2	2	1	4	0	0	0	2	1	0
30	1	1	2	5	4	2	5	1	1	2	2	1
45	0	1	2	2	2	2	3	1	2	0	0	0
00	1	0	2	2	4	2	4	1	4	1	0	1
Hr Total	3	2	8	11	11	10	12	3	7	5	3	2

24 Hour Total : 125
 AM peak hour begins : 08:45 AM peak volume : 11 Peak hour factor : 0.69
 PM peak hour begins : 16:15 PM peak volume : 14 Peak hour factor : 0.88

Traffic Survey Specialists, Inc. 624 Gardenia Terrace
 Delray Beach, Florida 33444 Phone (561) 272-3255
 Volume Report with 24 Hour Totals

Data File : D0419059.PRN
 Station : 000000041819
 Identification : 009601150081 Interval : 15 minutes
 Start date : Apr 19, 11 Start time : 00:00
 Stop date : Apr 19, 11 Stop time : 24:00
 City/Town : West Park, Florida County : Broward
 Location : SW 28 Street East of SW 40 Avenue

Apr 19 Total Volume for All Lanes

End Time	00	01	02	03	04	05	06	07	08	09	10	11
15	0	0	0	1	1	0	2	6	7	6	3	1
30	0	0	0	0	1	0	2	4	4	7	3	1
45	1	0	5	0	0	1	4	1	2	2	2	1
00	2	0	0	0	1	2	2	3	3	5	2	2

Hr Total 3 0 5 1 3 3 10 14 16 20 10 5

End Time	12	13	14	15	16	17	18	19	20	21	22	23
15	3	0	2	3	2	8	0	1	1	5	1	1
30	2	2	3	5	4	3	9	2	2	2	3	1
45	0	3	5	6	3	4	7	2	3	1	1	0
00	3	2	3	5	8	4	8	3	4	1	0	2

Hr Total 8 7 13 19 17 19 24 8 10 9 5 4

24 Hour Total : 233
 AM peak hour begins : 09:00 AM peak volume : 20 Peak hour factor : 0.71
 PM peak hour begins : 18:15 PM peak volume : 25 Peak hour factor : 0.69

Data File : D0419062.PRN
 Station : 000000041820
 Identification : 000110252028 Interval : 15 minutes
 Start date : Apr 19, 11 Start time : 00:00
 Stop date : Apr 19, 11 Stop time : 24:00
 City/Town : West Park, Florida County : Broward
 Location : SW 38 Avenue South of SW 26 Street

Apr 19 Northbound Volume for Lane 1

End Time	00	01	02	03	04	05	06	07	08	09	10	11
15	0	0	0	1	0	1	1	4	9	1	2	2
30	0	0	0	0	0	0	2	0	1	1	1	2
45	0	0	1	1	1	0	1	4	3	2	0	0
00	0	1	1	0	1	0	3	1	1	4	6	2
Hr Total	0	1	2	2	2	1	7	9	14	8	9	6

End Time	12	13	14	15	16	17	18	19	20	21	22	23
15	5	4	0	2	5	6	4	2	2	3	1	2
30	11	0	2	2	4	1	4	1	5	0	1	3
45	4	2	3	6	3	3	7	4	3	0	1	0
00	4	7	3	3	9	6	3	2	2	3	2	0
Hr Total	24	13	8	13	21	16	18	9	12	6	5	5

24 Hour Total : 211
 AM peak hour begins : 11:30 AM peak volume : 18 Peak hour factor : 0.41
 PM peak hour begins : 12:00 PM peak volume : 24 Peak hour factor : 0.55

Apr 19 Southbound Volume for Lane 2

End Time	00	01	02	03	04	05	06	07	08	09	10	11
15	0	0	0	0	0	1	0	0	2	2	0	0
30	0	0	0	0	0	0	0	4	1	2	1	1
45	0	0	1	0	0	0	0	2	3	3	2	2
00	0	0	0	0	0	0	1	2	1	1	3	1
Hr Total	0	0	1	0	0	1	1	8	7	8	6	4

End Time	12	13	14	15	16	17	18	19	20	21	22	23
15	2	3	3	1	0	2	1	0	2	2	0	0
30	4	1	2	1	3	0	3	0	1	1	0	2
45	4	2	1	3	4	2	2	0	0	2	1	0
00	2	0	1	1	2	2	2	0	0	0	0	0
Hr Total	12	6	7	6	9	6	8	0	3	5	1	2

24 Hour Total : 101
 AM peak hour begins : 07:15 AM peak volume : 10 Peak hour factor : 0.63
 PM peak hour begins : 12:15 PM peak volume : 13 Peak hour factor : 0.81

Traffic Survey Specialists, Inc. 624 Gardenia Terrace
 Delray Beach, Florida 33444 Phone (561) 272-3255
 Volume Report with 24 Hour Totals

Data File : D0419062.PRN
 Station : 000000041820
 Identification : 000110252028 Interval : 15 minutes
 Start date : Apr 19, 11 Start time : 00:00
 Stop date : Apr 19, 11 Stop time : 24:00
 City/Town : West Park, Florida County : Broward
 Location : SW 38 Avenue South of SW 26 Street

Apr 19 Total Volume for All Lanes

End Time	00	01	02	03	04	05	06	07	08	09	10	11
15	0	0	0	1	0	2	1	4	11	3	2	2
30	0	0	0	0	0	0	2	4	2	3	2	3
45	0	0	2	1	1	0	1	6	6	5	2	2
00	0	1	1	0	1	0	4	3	2	5	9	3

Hr Total 0 1 3 2 2 2 8 17 21 16 15 10

End Time	12	13	14	15	16	17	18	19	20	21	22	23
15	7	7	3	3	5	8	5	2	4	5	1	2
30	15	1	4	3	7	1	7	1	6	1	1	5
45	8	4	4	9	7	5	9	4	3	2	2	0
00	6	7	4	4	11	8	5	2	2	3	2	0

Hr Total 36 19 15 19 30 22 26 9 15 11 6 7

24 Hour Total : 312
 AM peak hour begins : 11:30 AM peak volume : 27 Peak hour factor : 0.45
 PM peak hour begins : 12:00 PM peak volume : 36 Peak hour factor : 0.60

Speed Data

Traffic Survey Specialists, Inc.

624 Gardenia Terrace, Delray Beach, Florida 33444

Phone (561) 272-3255 Fax (561) 272-4381

West Park, Florida
Broward
SW 56 Ave between SW 25 Ct & SW 26 St

41801
Site Code: 00000041801
Station ID: 000411692013
Date Start: 19-Apr-11
Date End: 20-Apr-11

Southbound

Start Time	0 10	11 15	16 20	21 25	26 30	31 33	34 36	37 39	40 42	43 45	46 48	49 51	52 54	55 57	58 147	Total
4/19/11	0	0	0	0	4	12	2	1	0	0	0	0	0	0	0	19
00:15	0	0	1	3	3	7	10	0	0	2	0	0	0	0	0	26
00:30	0	0	0	1	1	1	9	4	1	0	1	0	0	0	0	18
00:45	0	0	0	0	6	2	5	1	2	0	1	0	0	0	0	17
01:00	0	0	1	4	14	22	26	6	3	2	2	0	0	0	0	80
01:15	0	0	0	1	1	2	3	2	1	0	0	0	0	0	0	10
01:30	0	0	0	0	1	4	3	1	0	0	0	0	0	0	0	9
01:45	0	0	0	0	2	2	2	3	0	0	0	0	0	0	0	9
02:00	0	0	0	0	0	0	1	0	2	0	0	0	0	0	0	3
02:15	0	0	0	1	4	8	9	6	3	0	0	0	0	0	0	31
02:30	0	0	0	0	1	1	2	2	0	0	0	0	0	0	0	6
02:45	1	0	0	0	0	2	6	1	0	0	0	0	0	0	0	10
03:00	0	0	1	0	1	0	1	0	0	0	0	0	0	0	0	9
03:15	0	0	0	0	0	0	3	0	0	1	0	0	0	0	0	9
03:30	0	0	0	0	0	0	0	0	0	0	0	0	0	0	0	3
03:45	0	0	0	0	0	0	3	0	0	1	0	0	0	0	0	4
04:00	1	0	1	0	2	3	12	3	0	1	0	0	0	0	0	23
04:15	0	0	0	1	0	0	6	0	0	0	0	0	0	0	0	7
04:30	0	0	0	0	0	0	1	1	1	0	1	0	0	0	0	4
04:45	0	0	0	0	0	1	3	1	0	0	0	0	0	0	1	6
05:00	0	0	0	0	0	0	0	0	0	1	0	0	0	0	0	1
05:15	0	0	0	1	0	1	10	2	1	1	1	0	0	0	1	18
05:30	0	0	0	0	1	0	1	1	1	0	0	0	0	0	0	4
05:45	0	0	0	0	0	0	4	2	0	1	0	0	0	0	0	7
06:00	0	0	1	0	0	2	1	0	1	0	1	0	0	0	0	6
06:15	0	0	0	0	0	0	4	0	1	1	0	0	0	0	0	6
06:30	0	0	1	0	1	2	10	3	3	2	1	0	0	0	0	23
06:45	0	0	0	1	0	3	4	3	0	1	0	0	0	0	0	12
07:00	0	0	0	0	2	0	6	3	0	0	1	0	0	0	0	12
07:15	0	0	0	0	2	0	2	1	1	0	0	0	0	0	0	6
07:30	0	0	1	0	1	2	5	1	2	2	0	0	0	0	0	14
07:45	0	0	1	1	5	5	17	8	3	3	1	0	0	0	0	44
08:00	0	0	0	0	3	3	9	2	0	2	0	0	0	0	0	19
08:15	0	0	0	0	3	2	12	2	1	0	0	0	1	0	0	21
08:30	0	0	0	1	2	1	13	10	6	2	0	1	0	0	0	36
08:45	0	0	0	1	6	10	22	3	5	1	1	0	0	0	0	49
09:00	0	0	0	2	14	16	56	17	12	5	1	1	1	0	0	125
09:15	0	0	0	0	10	13	34	5	2	0	1	1	0	0	0	66
09:30	0	0	0	1	1	14	45	15	4	2	0	0	0	0	0	82
09:45	0	0	0	2	12	16	43	6	4	0	0	0	0	0	0	83
10:00	0	0	1	1	10	19	36	4	7	3	0	0	0	0	0	81
10:15	0	0	1	4	33	62	158	30	17	5	1	1	0	0	0	312
10:30	0	0	1	1	12	26	18	8	6	2	1	0	0	0	0	75
10:45	0	0	0	3	14	16	19	11	6	1	0	1	0	0	0	71
11:00	0	0	0	9	24	14	14	15	3	0	1	0	0	0	0	80
11:15	0	0	0	2	28	18	14	8	1	2	0	0	0	0	0	73
11:30	0	0	1	15	78	74	65	42	16	5	2	1	0	0	0	299
11:45	0	0	2	3	21	28	13	9	4	1	0	0	0	0	0	81
12:00	1	0	0	1	21	32	15	11	1	4	0	0	0	0	0	86
12:15	0	0	0	5	32	31	11	3	1	1	0	0	0	0	0	84
12:30	0	0	2	3	17	11	23	6	3	3	0	1	0	0	1	70
12:45	1	0	4	12	91	102	62	29	9	9	0	1	0	0	1	321
13:00	1	0	0	4	13	25	28	10	2	2	0	0	0	0	0	85
13:15	0	0	1	10	19	20	10	7	2	2	1	0	0	0	0	72
13:30	0	0	1	6	27	15	8	6	1	1	0	1	0	0	0	66
13:45	0	0	0	6	21	27	15	4	3	0	0	0	0	0	0	76
14:00	1	0	2	26	80	87	61	27	8	5	1	1	0	0	0	299
14:15	0	0	1	3	29	29	12	4	1	0	0	0	0	0	0	79
14:30	0	0	0	3	28	31	8	1	3	0	0	0	0	0	0	74
14:45	0	1	0	6	33	31	11	1	2	0	0	0	0	0	0	85
15:00	0	0	0	2	22	30	19	9	1	1	0	0	1	0	0	85
15:15	0	1	1	14	112	121	50	15	7	1	0	0	1	0	0	323
Total	3	1	13	80	434	503	536	188	82	39	10	5	2	0	2	1898

Traffic Survey Specialists, Inc.

624 Gardenia Terrace, Delray Beach, Florida 33444

Phone (561) 272-3255 Fax (561) 272-4381

West Park, Florida
Broward
SW 56 Ave between SW 25 Ct & SW 26 St

41801
Site Code: 00000041801
Station ID: 000411692013
Date Start: 19-Apr-11
Date End: 20-Apr-11

Southbound

Start Time	010	1115	1620	2125	2630	3133	3436	3739	4042	4345	4648	4951	5254	5557	58147	Total
12 PM	0	0	1	20	39	35	13	2	1	2	0	0	0	0	0	113
12:15	0	0	1	10	17	42	8	4	2	0	0	0	0	0	0	84
12:30	0	0	2	8	30	15	13	5	1	0	0	0	0	0	0	74
12:45	0	0	0	5	21	38	20	10	1	0	0	1	0	0	0	96
13:00	0	0	4	43	107	130	54	21	5	2	0	1	0	0	0	367
13:15	0	0	1	15	21	28	8	6	2	0	0	0	0	0	0	81
13:30	0	0	0	15	29	31	11	7	2	2	0	0	1	0	0	98
13:45	0	0	1	12	26	24	13	1	4	0	0	0	0	0	0	81
14:00	0	0	0	11	33	33	26	9	0	0	0	1	0	0	0	113
14:15	0	0	2	53	109	116	58	23	8	2	0	1	1	0	0	373
14:30	0	0	1	3	27	45	19	5	2	0	0	0	0	0	0	102
14:45	0	0	1	8	41	28	9	8	0	1	0	0	0	0	0	96
15:00	0	0	0	8	30	42	19	5	1	2	0	0	0	0	0	107
15:15	0	0	1	3	31	33	13	9	0	1	0	0	0	0	0	91
15:30	0	0	3	22	129	148	60	27	3	4	0	0	0	0	0	396
15:45	0	0	0	7	17	45	15	7	4	2	0	0	0	0	0	97
16:00	0	0	0	2	28	31	23	11	1	1	0	1	0	0	0	98
16:15	0	0	0	3	24	32	28	6	2	2	0	0	0	0	0	97
16:30	0	1	2	4	36	40	21	12	3	2	0	0	0	0	0	121
16:45	0	1	2	16	105	148	87	36	10	7	0	1	0	0	0	413
17:00	0	0	0	6	27	40	27	8	5	1	0	0	0	0	0	114
17:15	0	0	1	2	36	26	20	8	5	1	1	1	0	0	0	101
17:30	0	0	1	7	37	41	20	10	8	0	0	0	0	0	0	124
17:45	0	0	1	6	70	40	14	7	2	1	0	0	0	0	0	141
18:00	0	0	3	21	170	147	81	33	20	3	1	1	0	0	0	480
18:15	0	0	1	8	49	51	26	13	1	2	0	0	0	0	0	151
18:30	0	0	0	3	20	44	36	17	4	2	0	0	0	0	0	126
18:45	0	1	0	11	46	41	13	21	1	2	0	0	0	0	1	137
19:00	0	0	0	4	40	35	37	8	6	0	0	0	0	0	0	130
19:15	0	1	1	26	155	171	112	59	12	6	0	0	0	0	1	544
19:30	0	0	0	1	18	29	43	14	3	1	0	0	1	0	0	110
19:45	0	0	0	16	38	38	25	12	4	2	0	0	0	0	0	135
20:00	0	0	0	2	20	22	30	13	6	6	0	0	1	0	1	101
20:15	0	1	1	7	29	20	36	7	3	2	2	0	0	0	0	108
20:30	0	1	1	26	105	109	134	46	16	11	2	0	2	0	1	454
20:45	0	0	1	5	31	35	19	5	0	0	1	0	0	0	0	97
21:00	0	0	0	3	24	38	16	7	12	4	0	0	0	0	0	104
21:15	0	0	1	4	26	26	17	11	2	1	0	0	0	0	0	88
21:30	0	0	1	7	33	22	23	5	5	2	1	0	0	0	0	99
21:45	0	0	3	19	114	121	75	28	19	7	2	0	0	0	0	388
22:00	0	0	0	3	16	32	20	6	2	1	0	0	0	0	0	80
22:15	0	0	0	5	25	25	24	4	1	0	0	0	0	0	0	84
22:30	0	0	1	4	17	30	9	6	2	2	0	0	0	0	0	71
22:45	0	0	2	2	22	49	7	4	1	0	0	0	0	0	0	87
23:00	0	0	3	14	80	136	60	20	6	3	0	0	0	0	0	322
23:15	0	0	0	0	8	28	24	6	0	1	0	0	0	0	0	67
23:30	0	0	0	3	8	25	18	3	0	0	0	0	0	0	0	57
23:45	0	0	0	2	6	8	27	2	1	1	0	0	0	0	0	47
24:00	0	0	0	0	13	34	10	5	0	0	0	0	0	0	0	62
24:15	0	0	0	5	35	95	79	16	1	2	0	0	0	0	0	233
24:30	0	0	0	1	7	23	11	2	5	1	0	0	0	0	0	50
24:45	0	0	2	3	9	20	11	4	4	1	0	0	0	0	0	54
25:00	0	0	2	2	6	19	8	6	0	1	0	0	0	0	0	44
25:15	0	0	0	0	5	23	5	1	1	0	0	0	0	0	0	35
25:30	0	0	4	6	27	85	35	13	10	3	0	0	0	0	0	183
25:45	0	0	0	0	4	12	2	5	3	2	0	1	0	0	0	29
26:00	0	0	0	2	6	7	9	6	0	0	0	0	0	0	0	30
26:15	0	0	1	2	4	14	3	3	3	2	0	0	0	0	0	32
26:30	0	0	0	1	2	15	16	2	1	1	0	0	0	0	0	38
26:45	0	0	1	5	16	48	30	16	7	5	0	1	0	0	0	129
Total	0	3	27	256	1152	1454	865	338	117	55	5	5	3	0	2	4282
Total Stats	3	4	40	336	1586	1957	1401	526	199	94	15	10	5	0	4	6180

15th Percentile : 27 MPH
50th Percentile : 32 MPH
85th Percentile : 36 MPH
95th Percentile : 40 MPH

Mean Speed(Average) : 32 MPH
10 MPH Pace Speed : 27-36 MPH
Number in Pace : 4627
Percent in Pace : 74.9%
Number of Vehicles > 30 MPH : 4211
Percent of Vehicles > 30 MPH : 68.1%

Traffic Survey Specialists, Inc.

624 Gardenia Terrace, Delray Beach, Florida 33444

Phone (561) 272-3255 Fax (561) 272-4381

West Park, Florida
Broward
SW 56 Ave between SW 25 Ct & SW 26 St

41801
Site Code: 00000041801
Station ID: 000411692013
Date Start: 19-Apr-11
Date End: 20-Apr-11

Northbound

Start Time	0 10	11 15	16 20	21 25	26 30	31 33	34 36	37 39	40 42	43 45	46 48	49 51	52 54	55 57	58 147	Total
4/19/11	0	0	0	0	1	2	4	6	2	1	0	0	0	0	0	16
00:15	0	0	0	0	1	2	7	3	2	1	0	0	0	0	0	16
00:30	0	0	0	0	4	1	1	0	1	0	0	0	0	0	0	7
00:45	0	0	0	0	2	1	4	3	2	0	0	0	0	0	0	12
01:00	0	0	0	0	8	6	16	12	7	2	0	0	0	0	0	51
01:15	0	0	0	0	0	2	2	1	1	1	0	0	0	0	0	7
01:30	0	0	0	1	0	1	2	0	0	0	0	0	0	0	0	4
01:45	0	0	0	0	3	2	2	2	0	0	0	1	0	0	0	10
02:00	0	0	0	1	1	4	1	2	1	0	0	0	0	0	0	10
02:15	0	0	0	2	4	9	7	5	2	1	0	1	0	0	0	31
02:30	0	0	0	0	0	2	0	1	1	0	0	0	0	0	0	4
02:45	0	0	0	2	0	1	1	0	0	0	0	0	0	0	0	4
03:00	0	0	0	0	0	1	1	0	0	0	0	0	0	0	0	2
03:15	0	0	0	2	0	5	3	2	1	1	0	0	0	0	1	15
03:30	0	0	0	0	1	3	1	1	0	1	0	0	0	0	1	8
03:45	0	0	0	0	1	2	1	1	0	1	0	0	0	0	0	6
04:00	0	0	0	0	0	0	0	0	0	0	0	0	0	0	0	0
04:15	0	0	0	0	0	1	0	0	0	0	1	0	0	0	0	2
04:30	0	0	0	0	2	6	2	2	0	2	1	0	0	0	1	16
04:45	0	0	0	0	0	0	1	1	1	0	0	0	0	0	0	3
05:00	0	0	0	0	4	3	2	10	1	1	1	0	0	0	0	22
05:15	0	0	0	0	2	2	0	1	2	0	0	0	0	0	0	7
05:30	0	0	0	0	1	2	2	1	2	0	0	0	0	0	1	9
05:45	0	0	0	1	1	4	3	2	3	0	1	0	0	0	0	15
06:00	0	0	0	2	0	3	5	2	4	3	0	0	0	0	0	19
06:15	0	0	0	3	4	11	10	6	11	3	1	0	0	0	1	50
06:30	0	0	0	2	3	5	8	6	1	2	0	0	1	0	0	28
06:45	0	0	0	1	4	4	9	3	2	2	1	1	0	0	0	27
07:00	0	0	0	2	6	6	7	7	3	2	0	0	1	0	0	34
07:15	0	0	0	3	6	13	13	5	2	4	0	0	0	0	0	46
07:30	0	0	0	8	19	28	37	21	8	10	1	1	2	0	0	135
07:45	0	0	0	1	6	11	15	10	2	1	2	0	0	0	0	48
08:00	0	1	0	4	17	14	11	3	4	2	0	0	0	0	0	56
08:15	1	0	2	5	19	19	17	8	2	0	0	0	0	0	0	73
08:30	0	0	1	10	24	19	9	8	8	1	2	0	0	0	0	82
08:45	1	1	3	20	66	63	52	29	16	4	4	0	0	0	0	259
09:00	0	0	1	3	28	21	23	14	4	3	1	0	0	0	0	98
09:15	0	0	3	8	27	23	18	12	5	2	0	0	0	0	0	98
09:30	0	0	4	12	15	23	19	7	2	3	0	0	0	0	0	85
09:45	0	1	2	9	15	16	13	10	0	2	1	1	0	0	0	70
10:00	0	1	10	32	85	83	73	43	11	10	2	1	0	0	0	351
10:15	1	0	1	8	20	15	7	5	5	0	0	0	0	0	0	62
10:30	0	0	1	15	26	13	13	9	1	3	0	0	0	0	0	81
10:45	0	0	1	2	20	25	6	9	4	1	0	0	0	0	0	68
11:00	0	0	6	10	13	9	14	12	4	2	3	0	0	0	0	73
11:15	1	0	9	35	79	62	40	35	14	6	3	0	0	0	0	284
11:30	0	0	1	6	14	20	11	7	3	1	1	1	0	0	1	66
11:45	0	0	2	4	14	17	16	10	5	3	1	0	0	0	0	72
12:00	0	0	3	2	23	20	16	7	7	1	0	0	0	0	0	79
12:15	0	0	1	14	14	16	14	6	6	2	1	0	0	0	0	74
12:30	0	0	7	26	65	73	57	30	21	7	3	1	0	0	1	291
12:45	0	0	4	1	9	17	10	7	6	0	1	0	0	0	0	55
13:00	0	0	1	4	21	10	16	10	3	2	2	0	0	0	0	69
13:15	0	0	0	4	15	18	9	7	5	1	0	0	1	0	0	60
13:30	0	0	2	6	12	17	8	13	4	0	0	0	0	0	0	62
13:45	0	0	7	15	57	62	43	37	18	3	3	0	1	0	0	246
Total	2	2	36	143	393	411	342	232	110	50	19	4	3	0	4	1751

Traffic Survey Specialists, Inc.

West Park, Florida
 Broward
 SW 56 Ave between SW 25 Ct & SW 26 St

624 Gardenia Terrace, Delray Beach, Florida 33444

Phone (561) 272-3255 Fax (561) 272-4381

41801
 Site Code: 00000041801
 Station ID: 000411692013
 Date Start: 19-Apr-11
 Date End: 20-Apr-11

Northbound

Start Time	0 10	11 15	16 20	21 25	26 30	31 33	34 36	37 39	40 42	43 45	46 48	49 51	52 54	55 57	58 147	Total
12 PM	0	1	4	6	18	29	13	12	7	0	0	0	0	0	0	90
12:15	0	0	3	10	9	20	15	10	6	2	0	0	0	0	0	75
12:30	0	0	3	8	18	18	23	12	5	1	2	0	1	0	0	91
12:45	1	1	7	5	21	14	12	9	4	1	0	0	0	0	0	75
13:00	1	2	17	29	66	81	63	43	22	4	2	0	1	0	0	331
13:15	0	0	3	10	17	13	18	11	5	1	1	0	0	0	0	79
13:30	0	0	1	3	12	28	15	7	2	1	0	0	0	0	0	69
13:45	0	0	2	3	20	12	18	8	3	4	0	0	0	0	0	70
14:00	1	2	2	6	17	16	11	6	6	0	1	0	0	0	0	68
14:15	1	2	8	22	66	69	62	32	16	6	2	0	0	0	0	286
14:30	0	0	1	11	28	24	14	2	1	0	0	0	0	0	0	81
14:45	0	0	1	11	25	18	8	10	3	0	0	1	0	0	0	77
15:00	0	0	3	5	9	27	25	10	0	3	1	0	0	0	0	83
15:15	1	1	1	5	14	16	11	10	2	0	1	0	0	0	0	62
15:30	1	1	6	32	76	85	58	32	6	3	2	1	0	0	0	303
15:45	0	0	0	7	18	28	15	9	6	1	1	0	0	0	0	85
16:00	0	0	1	1	12	21	10	15	6	1	1	0	0	0	0	68
16:15	0	0	0	2	10	17	19	28	5	2	0	0	0	0	0	83
16:30	1	0	6	7	12	17	17	7	4	5	0	1	0	0	0	77
16:45	1	0	7	17	52	83	61	59	21	9	2	1	0	0	0	313
17:00	0	0	0	5	23	24	21	9	4	2	0	1	1	0	1	91
17:15	0	0	0	5	20	28	14	13	4	5	1	0	0	0	0	90
17:30	0	0	0	4	12	25	22	9	0	1	1	0	0	0	0	74
17:45	3	1	4	12	27	34	9	9	4	1	0	1	1	0	0	106
18:00	3	1	4	26	82	111	66	40	12	9	2	2	2	0	1	361
18:15	0	1	0	6	34	29	18	5	5	1	1	0	0	0	0	100
18:30	1	0	1	4	3	30	25	16	9	2	2	2	0	0	1	96
18:45	0	0	2	7	13	14	19	14	2	2	0	0	0	0	0	73
19:00	1	1	0	5	13	20	16	16	5	1	0	0	0	0	0	78
19:15	2	2	3	22	63	93	78	51	21	6	3	2	0	0	1	347
19:30	0	0	0	2	12	15	27	15	13	10	3	0	0	0	0	97
19:45	0	0	0	5	15	36	20	7	2	3	0	1	0	0	0	89
20:00	0	0	1	1	16	13	23	15	7	3	0	0	0	0	0	79
20:15	0	0	1	2	27	21	12	7	4	2	0	0	0	0	0	76
20:30	0	0	2	10	70	85	82	44	26	18	3	1	0	0	0	341
20:45	0	1	2	4	13	22	14	18	3	1	0	0	0	0	0	78
21:00	0	0	1	0	5	16	9	18	10	1	0	0	0	0	0	60
21:15	0	0	4	5	10	17	13	6	3	0	0	0	0	0	0	58
21:30	0	0	1	5	19	15	11	5	3	4	0	1	0	0	0	64
21:45	0	1	8	14	47	70	47	47	19	6	0	1	0	0	0	260
22:00	0	1	0	1	7	22	12	13	6	2	3	0	0	0	0	67
22:15	0	0	1	7	4	16	11	7	5	5	0	0	0	0	0	56
22:30	0	0	3	2	12	16	12	5	1	4	0	0	1	1	0	57
22:45	0	0	2	6	12	11	12	8	5	1	0	2	0	0	0	59
23:00	0	1	6	16	35	65	47	33	17	12	3	2	1	1	0	239
23:15	0	0	0	6	11	14	14	2	6	1	0	1	0	0	0	55
23:30	0	0	2	1	5	2	10	8	3	1	0	0	0	0	0	32
23:45	0	0	0	3	6	9	9	5	2	0	0	1	0	0	0	35
00:00	0	0	0	2	4	15	10	2	2	1	0	1	0	0	0	37
22:00	0	0	2	12	26	40	43	17	13	3	0	3	0	0	0	159
22:15	0	0	1	1	3	7	7	10	2	2	1	0	0	0	0	34
22:30	0	1	1	2	8	7	5	4	3	3	0	0	0	0	0	34
22:45	0	0	2	4	8	8	8	9	5	2	0	1	0	0	0	41
23:00	0	0	1	4	4	8	7	5	4	2	0	0	0	0	0	35
23:15	0	1	5	9	19	30	27	28	14	9	1	1	0	0	0	144
23:30	0	0	1	4	3	4	7	4	0	0	1	0	0	0	0	24
23:45	0	0	0	2	3	4	7	3	3	0	2	1	0	0	0	25
00:00	0	0	1	1	2	3	3	3	1	1	0	0	0	0	0	15
00:15	0	0	1	0	1	3	9	4	2	3	0	0	0	0	0	23
00:30	0	0	3	7	9	14	26	14	6	4	3	1	0	0	0	87
Total	9	11	71	216	611	826	660	440	193	89	23	15	4	1	2	3171
Total Stats	11	13	107	359	1004	1237	1002	672	303	139	42	19	7	1	6	4922

15th Percentile : 27 MPH
 50th Percentile : 33 MPH
 85th Percentile : 39 MPH
 95th Percentile : 42 MPH

Mean Speed(Average) : 33 MPH
 10 MPH Pace Speed : 30-39 MPH
 Number in Pace : 3112
 Percent in Pace : 63.2%
 Number of Vehicles > 30 MPH : 3428
 Percent of Vehicles > 30 MPH : 69.6%

Traffic Survey Specialists, Inc.

624 Gardenia Terrace, Delray Beach, Florida 33444

Phone (561) 272-3255 Fax (561) 272-4381

West Park, Florida
Broward
SW 56 Ave between SW 25 Ct & SW 26 St

41801
Site Code: 00000041801
Station ID: 000411692013
Date Start: 19-Apr-11
Date End: 20-Apr-11

Southbound, Northbound

Start Time	010	1115	1620	2125	2630	3133	3436	3739	4042	4345	4648	4951	5254	5557	58147	Total
4/19/11	0	0	0	0	5	14	6	7	2	1	0	0	0	0	0	35
00:15	0	0	1	3	4	9	17	3	2	3	0	0	0	0	0	42
00:30	0	0	0	1	5	2	10	4	2	0	1	0	0	0	0	25
00:45	0	0	0	0	8	3	9	4	4	0	1	0	0	0	0	29
01:00	0	0	1	4	22	28	42	18	10	4	2	0	0	0	0	131
01:15	0	0	0	1	1	4	5	3	2	1	0	0	0	0	0	17
01:30	0	0	0	1	1	5	5	1	0	0	0	0	0	0	0	13
01:45	0	0	0	0	5	4	4	5	0	0	0	1	0	0	0	19
02:00	0	0	0	1	1	4	2	2	3	0	0	0	0	0	0	13
02:15	0	0	0	3	8	17	16	11	5	1	0	1	0	0	0	62
02:30	0	0	0	0	1	3	2	3	1	0	0	0	0	0	0	10
02:45	1	0	0	0	0	3	7	2	0	1	0	0	0	0	1	15
03:00	0	0	1	2	1	1	2	0	0	0	0	0	0	0	0	7
03:15	0	0	0	0	0	1	4	0	0	1	0	0	0	0	0	6
03:30	1	0	1	2	2	8	15	5	1	2	0	0	0	0	1	38
03:45	0	0	0	1	1	3	7	1	0	1	0	0	0	0	1	15
04:00	0	0	0	0	1	2	2	2	1	1	0	0	0	0	0	10
04:15	0	0	0	0	0	1	2	1	1	1	0	0	0	0	0	10
04:30	0	0	0	0	0	1	3	1	0	0	0	0	0	0	1	6
04:45	0	0	0	0	0	1	0	0	0	1	1	0	0	0	0	3
05:00	0	0	0	1	2	7	12	4	1	3	2	0	0	0	2	34
05:15	0	0	0	0	1	0	2	2	2	0	0	0	0	0	0	7
05:30	0	0	0	0	2	1	4	6	0	1	0	0	0	0	0	14
05:45	0	0	1	0	1	3	1	4	1	0	2	0	0	0	0	13
06:00	0	0	0	0	1	1	5	1	1	2	0	0	0	0	0	11
06:15	0	0	1	0	5	5	12	13	4	3	2	0	0	0	0	45
06:30	0	0	0	1	2	5	4	4	2	1	0	0	0	0	0	19
06:45	0	0	0	0	3	2	8	4	2	0	1	0	0	0	1	21
07:00	0	0	0	1	3	4	5	3	4	0	1	0	0	0	0	21
07:15	0	0	1	2	1	5	10	3	6	5	0	0	0	0	0	33
07:30	0	0	1	4	9	16	27	14	14	6	2	0	0	0	1	94
07:45	0	0	0	2	6	8	17	8	1	4	0	0	1	0	0	47
08:00	0	0	0	1	7	6	21	5	3	2	1	1	1	0	0	48
08:15	0	0	0	3	8	7	20	17	9	4	0	1	1	0	0	70
08:30	0	0	0	4	12	23	35	8	7	5	1	0	0	0	0	95
08:45	0	0	0	4	12	23	35	8	7	5	1	0	0	0	0	260
09:00	0	0	0	10	33	44	93	38	20	15	2	2	3	0	0	114
09:15	0	0	0	1	16	24	49	15	4	1	3	1	0	0	0	143
09:30	0	1	0	5	18	28	56	18	8	4	0	0	0	0	0	138
09:45	1	0	2	7	31	35	60	14	6	0	0	0	0	0	0	156
10:00	0	0	2	11	34	38	45	12	15	4	2	0	0	0	0	163
10:15	1	1	4	24	99	125	210	59	33	9	5	1	0	0	0	571
10:30	0	0	2	4	40	47	41	22	10	5	2	0	0	0	0	173
10:45	0	0	3	11	41	39	37	23	11	3	0	1	0	0	0	169
11:00	0	0	4	21	39	37	33	22	5	3	1	0	0	0	0	165
11:15	0	1	2	11	43	34	27	18	1	4	1	1	0	0	0	143
11:30	0	1	11	47	163	157	138	85	27	15	4	2	0	0	0	650
11:45	1	0	3	11	41	43	20	14	9	1	0	0	0	0	0	143
12:00	1	0	1	16	47	45	28	20	2	7	0	0	0	0	0	167
12:15	0	0	1	7	52	56	17	12	5	2	0	0	0	0	0	152
12:30	0	0	8	13	30	20	37	18	7	5	3	1	0	0	1	143
12:45	2	0	13	47	170	164	102	64	23	15	3	1	0	0	1	605
13:00	1	0	1	10	27	45	39	17	5	3	1	1	0	0	1	151
13:15	0	0	3	14	33	37	26	17	7	5	2	0	0	0	0	144
13:30	0	0	4	8	50	35	24	13	8	2	0	1	0	0	0	145
13:45	0	0	1	20	35	43	29	10	9	2	1	0	0	0	0	150
14:00	1	0	9	52	145	160	118	57	29	12	4	2	0	0	1	590
14:15	0	0	5	4	38	46	22	11	7	0	1	0	0	0	0	134
14:30	0	0	1	7	49	41	24	11	6	2	2	0	0	0	0	143
14:45	0	1	0	10	48	49	20	8	7	1	0	0	1	0	0	145
15:00	0	0	2	8	34	47	27	22	5	1	0	0	1	0	0	147
15:15	0	1	8	29	169	183	93	52	25	4	3	0	2	0	0	569
Total	5	3	49	223	827	914	878	420	192	89	29	9	5	0	6	3649

Traffic Survey Specialists, Inc.

West Park, Florida
Broward
SW 54 Avenue South of SW 19 Street

624 Gardenia Terrace, Delray Beach, Florida 33444
Phone (561) 272-3255 Fax (561) 272-4381

41802
Site Code: 00000041802
Station ID: 000110252127
Date Start: 19-Apr-11
Date End: 20-Apr-11

Northbound

Start Time	010	1115	1620	2125	2630	3133	3436	3739	4042	4345	4648	4951	5254	5557	58147	Total
12 PM	0	0	1	0	0	0	0	0	0	0	0	0	0	0	0	1
12:15	0	0	1	1	0	1	0	0	0	0	0	0	0	0	0	3
12:30	0	0	1	1	0	0	0	0	0	0	0	0	0	0	0	2
12:45	0	0	0	2	1	1	0	0	0	0	0	0	0	0	0	4
13:00	0	1	0	1	2	1	0	0	0	0	0	0	0	0	0	10
13:15	0	0	1	2	0	0	0	0	0	0	0	0	0	0	0	5
13:30	0	0	0	1	1	0	0	0	0	0	0	0	0	0	0	3
13:45	0	0	0	2	0	0	0	0	0	0	0	0	0	0	0	2
14:00	0	1	1	6	3	1	0	0	0	0	0	0	0	0	0	12
14:15	0	0	0	4	1	0	0	0	0	0	0	0	0	0	0	3
14:30	0	0	0	2	0	1	0	0	0	0	0	0	0	0	0	5
14:45	0	0	0	0	2	0	0	0	0	0	0	0	0	0	0	3
15:00	0	0	2	6	3	2	0	0	0	0	0	0	0	0	0	13
15:15	0	0	0	0	0	0	0	0	0	0	0	0	0	0	0	0
15:30	0	0	2	1	1	1	0	0	0	0	0	0	0	0	0	5
15:45	0	0	1	0	1	1	0	0	0	0	0	0	0	0	0	3
16:00	0	0	0	1	1	1	0	0	0	0	0	0	0	0	0	3
16:15	0	0	3	2	3	3	0	0	0	0	0	0	0	0	0	11
16:30	0	0	0	2	2	1	0	0	0	0	0	0	0	0	0	5
16:45	0	0	1	3	2	0	0	0	0	0	0	0	0	0	0	6
17:00	0	0	0	0	2	0	0	0	0	0	0	0	0	0	0	2
17:15	0	0	0	0	0	1	0	0	0	0	0	0	0	0	0	2
17:30	0	0	0	2	0	0	0	0	0	0	0	0	0	0	0	2
17:45	0	0	1	1	2	0	1	0	0	0	0	0	0	0	0	5
18:00	0	0	2	3	4	1	1	0	0	0	0	0	0	0	0	11
18:15	0	1	0	0	1	0	1	0	0	0	0	0	0	0	0	3
18:30	0	1	0	2	0	0	0	0	0	0	0	0	0	0	0	3
18:45	0	0	0	1	0	1	0	0	0	0	0	0	0	0	0	2
19:00	0	0	0	3	1	0	1	0	0	0	0	0	0	0	0	5
19:15	0	2	0	6	2	1	2	0	0	0	0	0	0	0	0	13
19:30	1	0	0	2	2	0	0	0	0	0	0	0	0	0	0	5
19:45	0	0	1	3	1	0	0	0	0	0	0	0	0	0	0	5
20:00	0	2	1	4	0	0	0	0	0	0	0	0	0	0	0	7
20:15	0	0	1	3	1	0	0	0	0	0	0	0	0	0	0	5
20:30	0	0	0	0	0	0	0	0	0	0	0	0	0	0	0	1
20:45	0	0	0	1	0	0	0	0	0	0	0	0	0	0	0	2
21:00	0	0	0	4	2	1	0	0	0	0	0	0	0	0	0	7
21:15	0	0	2	1	0	0	0	0	0	0	0	0	0	0	0	3
21:30	0	0	1	2	0	0	0	0	0	0	0	0	0	0	0	3
21:45	0	0	0	0	1	0	0	0	0	0	0	0	0	0	0	2
22:00	0	0	0	0	1	0	0	0	0	0	0	0	0	0	0	1
22:15	0	0	4	3	2	0	0	0	0	0	0	0	0	0	0	9
22:30	0	0	2	3	0	0	0	0	0	0	0	0	0	0	0	5
22:45	0	0	0	1	0	0	0	0	0	0	0	0	0	0	0	1
23:00	0	1	0	0	0	0	0	0	0	0	0	0	0	0	0	1
23:15	0	1	1	1	1	0	0	0	0	0	0	0	0	0	0	4
23:30	0	2	3	5	1	0	0	0	0	0	0	0	0	0	0	11
23:45	0	0	0	0	0	0	0	0	0	0	0	0	0	0	0	0
Total	1	8	22	58	31	13	3	0	0	0	0	0	0	0	0	136
Total Stats	2	14	30	89	44	16	4	0	0	0	0	0	0	0	0	199

15th Percentile : 18 MPH
50th Percentile : 23 MPH
85th Percentile : 29 MPH
95th Percentile : 32 MPH

Mean Speed(Average) : 23 MPH
10 MPH Pace Speed : 21-30 MPH
Number in Pace : 133
Percent in Pace : 66.8%
Number of Vehicles > 30 MPH : 20
Percent of Vehicles > 30 MPH : 10.1%

Traffic Survey Specialists, Inc.

624 Gardenia Terrace, Delray Beach, Florida 33444

Phone (561) 272-3255 Fax (561) 272-4381

West Park, Florida
Broward
SW 54 Avenue South of SW 19 Street

41802
Site Code: 00000041802
Station ID: 000110252127
Date Start: 19-Apr-11
Date End: 20-Apr-11

Southbound

Start Time	010	1115	1620	2125	2630	3133	3436	3739	4042	4345	4648	4951	5254	5557	58147	Total
12 PM	0	0	0	1	1	0	0	0	0	0	0	0	0	0	0	2
12:15	0	1	0	1	0	0	0	0	0	0	0	0	0	0	0	2
12:30	0	0	2	2	1	0	0	0	0	0	0	0	0	0	0	5
12:45	0	0	0	2	0	0	0	0	0	0	0	0	0	0	0	2
13:00	0	1	2	6	2	0	0	0	0	0	0	0	0	0	0	11
13:15	0	0	1	1	0	0	0	0	0	0	0	0	0	0	0	2
13:30	0	0	0	1	1	0	0	0	0	0	0	0	0	0	0	2
13:45	0	0	2	1	0	0	0	0	0	0	0	0	0	0	0	3
14:00	0	0	1	2	0	0	0	0	0	0	0	0	0	0	0	3
14:15	0	0	4	5	1	0	0	0	0	0	0	0	0	0	0	10
14:30	0	0	0	1	1	0	0	0	0	0	0	0	0	0	0	2
14:45	0	0	0	0	0	1	0	0	0	0	0	0	0	0	0	2
15:00	0	0	0	4	0	0	0	0	0	0	0	0	0	0	0	4
15:15	0	0	0	6	2	1	0	0	0	0	0	0	0	0	0	9
15:30	0	0	0	2	1	0	0	0	0	0	0	0	0	0	0	3
15:45	0	0	0	1	1	0	0	0	0	0	0	0	0	0	0	2
16:00	0	0	1	7	2	0	0	0	0	0	0	0	0	0	0	10
16:15	0	0	1	0	0	0	0	0	0	0	0	0	0	0	0	1
16:30	0	0	1	2	1	0	0	0	0	0	0	0	0	0	0	4
16:45	0	0	0	0	0	1	0	0	0	0	0	0	0	0	0	1
17:00	0	0	0	2	0	0	0	0	0	0	0	0	0	0	0	2
17:15	0	0	2	4	1	1	0	0	0	0	0	0	0	0	0	8
17:30	1	0	1	2	1	0	0	0	0	0	0	0	0	0	0	5
17:45	0	0	0	0	2	0	0	0	0	0	0	0	0	0	0	2
18:00	0	0	1	7	2	0	0	0	0	0	0	0	0	0	0	10
18:15	0	0	1	0	0	0	0	0	0	0	0	0	0	0	0	1
18:30	0	0	0	0	0	1	0	0	0	0	0	0	0	0	0	1
18:45	0	0	0	2	0	0	0	0	0	0	0	0	0	0	0	2
19:00	0	0	2	4	1	1	0	0	0	0	0	0	0	0	0	8
19:15	1	0	1	2	1	0	0	0	0	0	0	0	0	0	0	5
19:30	0	0	0	0	2	0	0	0	0	0	0	0	0	0	0	2
19:45	0	0	1	0	1	0	0	0	0	0	0	0	0	0	0	2
20:00	0	0	1	0	2	0	0	0	0	0	0	0	0	0	0	3
20:15	0	0	3	4	4	2	0	0	0	0	0	0	0	0	0	17
20:30	0	0	1	2	2	0	0	0	0	0	0	0	0	0	0	5
20:45	0	0	0	3	1	0	0	0	0	0	0	0	0	0	0	4
21:00	0	0	1	1	1	0	0	0	0	0	0	0	0	0	0	3
21:15	0	0	0	3	3	0	0	0	0	0	0	0	0	0	0	6
21:30	0	0	2	9	7	0	0	0	0	0	0	0	0	0	0	18
21:45	0	0	0	2	0	0	0	0	0	0	0	0	0	0	0	2
22:00	0	0	2	0	1	0	0	0	0	0	0	0	0	0	0	3
22:15	0	0	3	0	1	0	0	0	0	0	0	0	0	0	0	4
22:30	0	0	1	0	2	1	0	0	0	0	0	0	0	0	0	4
22:45	0	0	6	2	4	1	0	0	0	0	0	0	0	0	0	13
23:00	0	0	0	0	0	0	0	0	0	0	0	0	0	0	0	0
23:15	0	0	0	0	1	0	0	0	0	0	0	0	0	0	0	1
23:30	0	0	1	1	1	0	0	0	0	0	0	0	0	0	0	3
23:45	0	0	1	1	0	0	0	0	0	0	0	0	0	0	0	2
24:00	0	0	2	2	2	0	0	0	0	0	0	0	0	0	0	6
Total	1	6	31	50	36	5	0	0	0	0	0	0	0	0	0	129
Total Stats	1	6	45	71	48	7	0	0	0	0	0	0	0	0	0	178

15th Percentile : 18 MPH
50th Percentile : 23 MPH
85th Percentile : 28 MPH
95th Percentile : 30 MPH

Mean Speed(Average) : 23 MPH
10 MPH Pace Speed : 19-28 MPH
Number in Pace : 119
Percent in Pace : 66.9%
Number of Vehicles > 30 MPH : 7
Percent of Vehicles > 30 MPH : 3.9%

Traffic Survey Specialists, Inc.

624 Gardenia Terrace, Delray Beach, Florida 33444

Phone (561) 272-3255 Fax (561) 272-4381

West Park, Florida
Broward
SW 54 Avenue South of SW 19 Street

41802
Site Code: 00000041802
Station ID: 000110252127
Date Start: 19-Apr-11
Date End: 20-Apr-11

Northbound, Southbound

Start Time	0 10	11 15	16 20	21 25	26 30	31 33	34 36	37 39	40 42	43 45	46 48	49 51	52 54	55 57	58 147	Total
12 PM	0	0	1	1	1	0	0	0	0	0	0	0	0	0	0	3
12:15	0	1	1	2	0	1	0	0	0	0	0	0	0	0	0	5
12:30	0	0	3	3	1	0	0	0	0	0	0	0	0	0	0	7
12:45	0	0	0	4	1	1	0	0	0	0	0	0	0	0	0	6
13:00	0	1	5	10	3	2	0	0	0	0	0	0	0	0	0	21
13:15	0	1	1	2	2	1	0	0	0	0	0	0	0	0	0	7
13:30	0	0	1	3	1	0	0	0	0	0	0	0	0	0	0	5
13:45	0	0	2	2	1	0	0	0	0	0	0	0	0	0	0	5
14:00	0	1	5	11	4	1	0	0	0	0	0	0	0	0	0	22
14:15	0	0	2	1	1	1	0	0	0	0	0	0	0	0	0	5
14:30	0	0	0	4	1	1	0	0	0	0	0	0	0	0	0	6
14:45	0	0	0	3	1	1	0	0	0	0	0	0	0	0	0	5
15:00	0	0	2	4	2	0	0	0	0	0	0	0	0	0	0	6
15:15	0	0	2	12	5	3	0	0	0	0	0	0	0	0	0	22
15:30	0	0	0	2	1	0	0	0	0	0	0	0	0	0	0	3
15:45	0	0	2	2	2	1	0	0	0	0	0	0	0	0	0	7
16:00	0	0	2	4	1	1	0	0	0	0	0	0	0	0	0	8
16:15	0	0	0	1	1	1	0	0	0	0	0	0	0	0	0	3
16:30	0	0	4	9	5	3	0	0	0	0	0	0	0	0	0	21
16:45	0	0	1	2	2	1	0	0	0	0	0	0	0	0	0	6
17:00	0	0	2	5	3	0	0	0	0	0	0	0	0	0	0	10
17:15	0	0	0	0	2	1	0	0	0	0	0	0	0	0	0	3
17:30	0	0	0	2	0	1	0	0	0	0	0	0	0	0	0	3
17:45	0	0	3	9	7	3	0	0	0	0	0	0	0	0	0	22
18:00	1	0	2	2	2	0	0	0	0	0	0	0	0	0	0	7
18:15	0	0	0	0	3	1	0	0	0	0	0	0	0	0	0	4
18:30	0	0	2	2	1	1	0	0	0	0	0	0	0	0	0	7
18:45	0	1	2	3	2	1	1	0	0	0	0	0	0	0	0	10
19:00	0	5	4	10	6	3	2	0	0	0	0	0	0	0	0	30
19:15	1	0	1	4	4	0	0	0	0	0	0	0	0	0	0	10
19:30	0	0	1	6	2	0	0	0	0	0	0	0	0	0	0	9
19:45	0	2	2	5	1	0	0	0	0	0	0	0	0	0	0	10
20:00	0	0	1	6	4	0	0	0	0	0	0	0	0	0	0	11
20:15	1	2	5	21	11	0	0	0	0	0	0	0	0	0	0	40
20:30	0	0	0	3	2	0	0	0	0	0	0	0	0	0	0	5
20:45	0	0	2	1	1	0	0	0	0	0	0	0	0	0	0	4
21:00	0	0	3	1	1	0	0	0	0	0	0	0	0	0	0	5
21:15	0	0	6	6	6	2	0	0	0	0	0	0	0	0	0	20
21:30	0	0	2	1	0	0	0	0	0	0	0	0	0	0	0	3
21:45	0	0	1	2	1	0	0	0	0	0	0	0	0	0	0	4
22:00	0	0	1	1	0	0	0	0	0	0	0	0	0	0	0	3
22:15	0	0	6	5	4	0	0	0	0	0	0	0	0	0	0	15
22:30	0	0	3	3	1	0	0	0	0	0	0	0	0	0	0	7
22:45	0	0	1	1	1	0	0	0	0	0	0	0	0	0	0	3
23:00	0	1	2	0	0	0	0	0	0	0	0	0	0	0	0	3
23:15	0	2	1	2	2	0	0	0	0	0	0	0	0	0	0	7
23:30	0	3	7	6	4	0	0	0	0	0	0	0	0	0	0	20
23:45	0	0	0	0	0	0	0	0	0	0	0	0	0	0	0	0
Total	2	14	53	108	67	18	3	0	0	0	0	0	0	0	0	265
Total Stats	3	20	75	160	92	23	4	0	0	0	0	0	0	0	0	377

15th Percentile : 18 MPH
50th Percentile : 23 MPH
85th Percentile : 29 MPH
95th Percentile : 31 MPH

Mean Speed(Average) : 23 MPH
10 MPH Pace Speed : 21-30 MPH
Number in Pace : 252
Percent in Pace : 66.8%
Number of Vehicles > 30 MPH : 27
Percent of Vehicles > 30 MPH : 7.2%

Traffic Survey Specialists, Inc.

West Park, Florida
Broward
SW 52 Avenue South of SW 22 Street

624 Gardenia Terrace, Delray Beach, Florida 33444
Phone (561) 272-3255 Fax (561) 272-4381

41806
Site Code: 00000041806
Station ID: 000210321024
Date Start: 19-Apr-11
Date End: 20-Apr-11

Northbound

Start Time	0 10	11 15	16 20	21 25	26 30	31 33	34 36	37 39	40 42	43 45	46 48	49 51	52 54	55 57	58 147	Total
4/19/11	0	0	1	1	0	0	0	0	0	0	0	0	0	0	0	2
00:15	0	0	0	1	0	0	0	0	0	0	0	0	0	0	0	1
00:30	0	0	0	0	1	0	0	0	1	0	0	0	0	0	0	2
00:45	0	0	0	0	2	0	0	0	0	0	0	0	0	0	0	2
01:00	0	0	1	2	3	0	0	0	1	0	0	0	0	0	0	7
01:15	0	0	0	0	0	1	0	0	0	0	0	0	0	0	0	1
01:30	0	0	0	0	0	0	0	0	0	0	0	0	0	0	0	0
01:45	0	0	0	0	0	0	1	0	1	0	0	0	0	0	0	2
02:00	0	0	0	1	1	1	1	1	1	0	0	0	0	0	0	6
02:15	0	0	0	0	1	0	0	0	0	0	0	0	0	0	0	1
02:30	0	0	0	0	0	0	0	0	0	0	0	0	0	0	0	0
02:45	0	0	0	0	1	0	0	0	0	0	0	0	0	0	0	1
03:00	0	0	0	0	2	0	0	0	0	0	0	0	0	0	0	2
03:15	0	0	0	0	0	0	0	0	1	0	0	0	0	0	0	0
03:30	0	0	0	1	0	0	0	0	0	0	0	0	0	0	0	1
03:45	0	0	0	0	1	0	0	0	0	0	0	0	0	0	0	1
04:00	0	0	0	1	1	0	0	0	1	0	0	0	0	0	0	3
04:15	0	0	0	0	0	0	0	0	0	0	0	0	0	0	0	0
04:30	0	0	0	1	0	0	1	0	0	0	0	0	0	0	0	2
04:45	0	0	0	0	0	0	0	0	0	0	0	0	0	0	0	0
05:00	0	0	0	1	0	0	1	0	0	0	0	0	0	0	0	2
05:15	0	0	0	0	0	0	0	0	0	0	0	0	0	0	0	0
05:30	0	0	0	0	1	0	0	0	0	0	0	0	0	0	0	1
05:45	0	0	0	0	0	0	0	0	0	0	0	0	0	0	0	0
06:00	0	0	0	1	1	1	0	0	0	0	0	0	0	0	0	3
06:15	0	0	0	0	2	0	0	1	0	0	0	0	0	0	0	3
06:30	0	0	0	1	1	2	1	0	0	0	0	0	0	0	0	5
06:45	0	0	0	3	3	1	0	1	0	0	0	0	0	0	0	8
07:00	0	0	1	0	1	2	0	0	0	0	0	0	0	0	0	4
07:15	0	0	1	4	7	5	1	2	0	0	0	0	0	0	0	20
07:30	0	0	1	1	1	0	2	1	0	0	1	0	0	0	0	7
07:45	0	0	2	2	3	1	0	1	0	0	0	0	0	0	0	9
08:00	0	0	2	0	3	1	3	3	1	1	0	0	0	0	0	14
08:15	0	0	0	2	3	3	3	1	1	0	0	0	0	0	0	13
08:30	0	0	5	5	10	5	8	6	2	1	1	0	0	0	0	43
08:45	0	1	0	0	0	3	2	3	0	0	0	0	0	0	0	9
09:00	0	0	1	3	3	1	0	0	1	0	0	0	0	0	0	9
09:15	1	0	4	4	3	1	1	0	0	0	0	0	0	0	0	14
09:30	0	0	2	5	4	0	1	0	0	0	0	0	0	0	0	12
09:45	1	1	7	12	10	5	4	3	1	0	0	0	0	0	0	44
10:00	0	2	1	1	3	1	0	0	1	0	0	0	0	0	0	9
10:15	0	0	0	0	2	2	1	2	0	0	0	0	0	0	0	7
10:30	0	0	0	0	1	1	0	0	0	0	0	0	0	0	0	2
10:45	0	0	1	3	2	1	0	0	0	0	0	0	0	0	0	7
11:00	0	2	2	4	8	5	1	2	1	0	0	0	0	0	0	25
11:15	0	0	2	1	1	1	0	0	0	0	0	0	0	0	0	5
11:30	0	1	0	2	1	1	2	0	1	1	0	0	0	0	0	9
11:45	0	0	0	1	2	1	0	0	0	0	0	0	0	0	0	4
Total	1	0	0	0	1	1	0	0	0	0	0	0	0	0	0	3
	1	1	2	4	5	4	2	0	1	1	0	0	0	0	0	21
11:00	0	0	2	4	1	1	0	0	0	0	0	0	0	0	0	8
11:15	0	0	2	1	1	0	2	0	0	0	0	0	0	0	0	6
11:30	0	0	1	1	2	2	0	0	0	0	0	0	0	0	0	6
11:45	0	1	0	2	3	2	2	1	0	2	0	0	0	0	0	13
Total	0	1	5	8	7	5	4	1	0	2	0	0	0	0	0	33
Total	2	5	23	43	55	31	22	15	8	4	1	0	0	0	0	209

Traffic Survey Specialists, Inc.

624 Gardenia Terrace, Delray Beach, Florida 33444

Phone (561) 272-3255 Fax (561) 272-4381

West Park, Florida
Broward
SW 52 Avenue South of SW 22 Street

41806
Site Code: 00000041806
Station ID: 000210321024
Date Start: 19-Apr-11
Date End: 20-Apr-11

Southbound

Start Time	010	1115	1620	2125	2630	3133	3436	3739	4042	4345	4648	4951	5254	5557	58147	Total
4/19/11	0	0	0	4	1	0	0	0	0	1	0	0	0	0	0	6
00:15	0	0	1	0	1	0	0	1	0	0	0	0	0	0	0	3
00:30	0	0	0	2	0	0	0	0	0	0	0	0	0	0	0	2
00:45	0	0	0	0	1	0	0	0	0	0	0	0	0	0	0	1
01:00	0	0	1	6	3	0	0	1	0	1	0	0	0	0	0	12
01:15	0	0	0	0	0	2	0	0	0	0	0	0	0	0	0	2
01:30	0	0	0	0	0	0	0	0	0	0	0	0	0	0	0	0
01:45	0	0	0	0	1	0	0	1	0	1	0	0	0	0	0	3
02:00	0	0	1	1	1	0	0	0	0	0	0	0	0	0	0	3
02:15	0	0	1	1	2	2	0	1	0	1	0	0	0	0	0	8
02:30	0	0	0	0	1	0	0	0	0	0	0	0	0	0	0	1
02:45	0	0	0	0	0	1	0	0	0	0	0	0	0	0	0	1
03:00	0	0	0	0	1	1	0	0	0	0	0	0	0	0	0	2
03:15	0	0	0	0	0	0	0	1	0	0	0	0	0	0	0	1
03:30	0	0	0	0	0	0	0	0	0	0	0	0	0	0	0	0
03:45	0	0	0	0	2	0	0	1	0	0	0	0	0	0	0	3
04:00	0	0	0	0	0	0	0	0	0	0	0	0	0	0	0	0
04:15	0	0	0	0	2	0	0	2	0	0	0	0	0	0	0	4
04:30	0	0	0	1	0	0	0	0	0	0	0	0	0	0	0	1
04:45	0	0	0	0	0	0	0	0	0	0	0	0	0	0	0	0
05:00	0	0	0	1	0	1	0	1	0	0	0	0	0	0	0	3
05:15	0	0	0	1	0	0	0	0	1	0	0	0	0	0	0	2
05:30	0	0	0	0	0	0	0	0	0	0	0	0	0	0	0	0
05:45	0	0	0	0	0	0	0	0	0	0	0	0	0	0	0	0
06:00	0	1	0	1	0	0	0	1	1	0	0	0	0	0	0	4
06:15	0	0	0	0	1	1	0	0	0	0	0	0	0	0	0	2
06:30	0	0	1	1	1	2	1	0	0	0	0	0	0	0	0	6
06:45	0	0	0	1	2	1	0	0	0	0	0	0	0	0	0	4
07:00	0	0	0	1	3	3	1	0	0	0	0	0	0	0	0	8
07:15	0	0	1	3	7	7	2	0	0	0	0	0	0	0	0	20
07:30	0	0	0	0	2	5	1	1	2	0	0	0	0	0	0	11
07:45	0	0	0	1	1	1	0	1	0	0	0	0	0	0	0	4
08:00	0	0	0	2	4	2	5	1	2	0	0	0	0	0	0	16
08:15	0	0	0	1	4	3	0	4	0	0	0	0	0	0	0	12
08:30	0	0	0	4	11	11	6	7	4	0	0	0	0	0	0	43
08:45	0	0	1	1	0	6	1	0	0	0	0	0	0	0	0	9
09:00	0	0	2	4	6	4	2	0	0	0	0	0	0	0	0	18
09:15	0	0	0	0	1	1	0	0	0	0	0	0	0	0	0	2
09:30	0	0	0	3	4	0	2	0	1	0	0	0	0	0	0	10
09:45	0	0	3	8	11	11	5	0	1	0	0	0	0	0	0	39
10:00	0	0	0	4	4	3	0	1	0	0	0	0	0	0	0	12
10:15	0	0	0	1	1	3	0	0	1	0	0	0	0	0	0	6
10:30	0	0	1	1	6	2	2	0	0	1	0	0	0	0	0	13
10:45	0	0	2	3	1	3	3	0	0	1	0	0	0	0	0	13
11:00	0	0	3	9	12	11	5	1	1	2	0	0	0	0	0	44
11:15	0	0	1	3	7	2	3	0	0	1	0	0	0	0	0	17
11:30	0	0	1	5	2	2	3	1	0	0	0	0	0	0	0	14
11:45	0	0	0	2	1	2	0	0	0	0	0	0	0	0	0	5
12:00	0	1	3	5	3	1	2	0	0	0	0	0	0	0	0	15
12:15	0	1	5	15	13	7	8	1	0	0	1	0	0	0	0	51
12:30	0	1	0	3	2	2	2	0	0	2	0	0	0	0	0	12
12:45	0	0	2	4	4	3	2	0	0	0	0	0	0	0	0	15
13:00	0	0	0	0	1	4	1	0	0	0	0	0	0	0	0	6
13:15	0	0	1	2	3	1	0	0	0	0	0	0	0	0	0	7
13:30	0	1	3	9	10	10	5	0	0	2	0	0	0	0	0	40
13:45	0	1	3	9	10	10	5	0	0	2	0	0	0	0	0	40
Total	0	3	17	57	72	61	31	15	7	6	1	0	0	0	0	270

Traffic Survey Specialists, Inc.

624 Gardenia Terrace, Delray Beach, Florida 33444

Phone (561) 272-3255 Fax (561) 272-4381

West Park, Florida
Broward
SW 52 Avenue South of SW 22 Street

41806
Site Code: 00000041806
Station ID: 000210321024
Date Start: 19-Apr-11
Date End: 20-Apr-11

Northbound, Southbound

Start Time	010	1115	1620	2125	2630	3133	3436	3739	4042	4345	4648	4951	5254	5557	58147	Total
4/19/11	0	0	1	5	1	0	0	0	0	1	0	0	0	0	0	8
00:15	0	0	1	1	1	0	0	1	0	0	0	0	0	0	0	4
00:30	0	0	0	2	1	0	0	0	1	0	0	0	0	0	0	4
00:45	0	0	0	0	3	0	0	0	0	0	0	0	0	0	0	3
01:00	0	0	2	8	6	0	0	1	1	1	0	0	0	0	0	19
01:15	0	0	0	0	0	3	0	0	0	0	0	0	0	0	0	3
01:30	0	0	0	0	0	0	0	0	0	0	0	0	0	0	0	0
01:45	0	0	0	0	1	0	1	1	1	1	0	0	0	0	0	5
02:00	0	0	1	2	2	0	0	1	0	0	0	0	0	0	0	6
02:15	0	0	1	2	3	3	1	2	1	1	0	0	0	0	0	14
02:30	0	0	0	0	2	0	0	0	0	0	0	0	0	0	0	2
02:45	0	0	0	0	0	0	0	0	0	0	0	0	0	0	0	0
03:00	0	0	0	0	1	1	0	0	0	0	0	0	0	0	0	2
03:15	0	0	0	0	3	1	0	0	0	0	0	0	0	0	0	4
03:30	0	0	0	0	0	0	0	1	0	0	0	0	0	0	0	1
03:45	0	0	0	0	0	0	0	0	1	0	0	0	0	0	0	1
04:00	0	0	0	1	3	0	0	2	1	0	0	0	0	0	0	7
04:15	0	0	0	1	0	0	0	0	0	0	0	0	0	0	0	1
04:30	0	0	0	1	0	0	1	0	0	0	0	0	0	0	0	2
04:45	0	0	0	0	0	0	0	1	0	0	0	0	0	0	0	1
05:00	0	0	0	2	0	1	1	1	0	0	0	0	0	0	0	5
05:15	0	0	0	1	0	0	0	0	1	0	0	0	0	0	0	2
05:30	0	0	0	0	1	0	0	0	0	0	0	0	0	0	0	1
05:45	0	0	0	0	0	0	0	0	0	0	0	0	0	0	0	0
06:00	0	1	0	1	0	1	0	1	1	0	0	0	0	0	0	4
06:15	0	0	0	2	1	1	0	1	0	0	0	0	0	0	0	7
06:30	0	0	1	2	2	4	2	0	0	0	0	0	0	0	0	5
06:45	0	0	0	4	5	2	0	1	0	0	0	0	0	0	0	11
07:00	0	0	1	1	4	5	1	0	0	0	0	0	0	0	0	12
07:15	0	0	2	7	14	12	3	2	0	0	0	0	0	0	0	12
07:30	0	0	1	1	3	5	3	2	2	0	1	0	0	0	0	40
07:45	0	0	2	3	4	2	0	2	0	0	0	0	0	0	0	18
08:00	0	0	2	2	7	3	8	4	3	1	0	0	0	0	0	13
08:15	0	0	0	3	7	6	3	5	1	0	0	0	0	0	0	30
08:30	0	0	5	9	21	16	14	13	6	1	1	0	0	0	0	25
08:45	0	1	1	1	0	9	3	3	0	0	0	0	0	0	0	86
09:00	0	0	3	7	9	5	2	0	1	0	0	0	0	0	0	18
09:15	1	0	4	4	4	2	1	0	0	0	0	0	0	0	0	27
09:30	0	0	2	8	8	0	3	0	1	0	0	0	0	0	0	16
09:45	1	1	10	20	21	16	9	3	2	0	0	0	0	0	0	22
10:00	0	2	1	5	7	4	0	1	1	0	0	0	0	0	0	83
10:15	0	0	0	1	3	5	1	2	1	0	0	0	0	0	0	21
10:30	0	0	1	1	7	3	2	0	0	1	0	0	0	0	0	13
10:45	0	0	3	6	3	4	3	0	0	1	0	0	0	0	0	15
11:00	0	2	5	13	20	16	6	3	2	2	0	0	0	0	0	20
11:15	0	0	3	4	8	3	3	0	0	1	0	0	0	0	0	69
11:30	0	1	1	7	3	3	5	1	1	1	0	0	0	0	0	22
11:45	0	0	0	3	3	3	0	0	0	0	0	0	0	0	0	23
Total	1	1	3	5	4	2	2	0	0	0	0	0	0	0	0	9
11:00	1	2	7	19	18	11	10	1	1	1	1	0	0	0	0	72
11:15	0	1	2	7	3	3	2	0	0	2	0	0	0	0	0	20
11:30	0	0	4	5	5	3	4	0	0	0	0	0	0	0	0	21
11:45	0	0	1	1	3	6	1	0	0	0	0	0	0	0	0	12
Total	0	1	1	4	6	3	2	1	0	2	0	0	0	0	0	20
Total	0	2	8	17	17	15	9	1	0	4	0	0	0	0	0	73
Total	2	8	40	100	127	92	53	30	15	10	2	0	0	0	0	479

Traffic Survey Specialists, Inc.

West Park, Florida
Broward
SW 50 Avenue South of SW 22 Street

624 Gardenia Terrace, Delray Beach, Florida 33444
Phone (561) 272-3255 Fax (561) 272-4381

41808
Site Code: 00000041808
Station ID: 000411692131
Date Start: 19-Apr-11
Date End: 20-Apr-11

Northbound

Start Time	0 10	11 15	16 20	21 25	26 30	31 33	34 36	37 39	40 42	43 45	46 48	49 51	52 54	55 57	58 147	Total
4/19/11	0	0	0	1	0	0	0	0	0	0	0	0	0	0	0	1
00:15	0	0	0	1	0	1	0	0	0	0	0	0	0	0	0	2
00:30	0	0	0	0	0	0	0	0	0	0	0	0	0	0	0	0
00:45	0	0	0	0	0	0	0	0	0	0	0	0	0	0	0	0
01:00	0	0	0	2	0	1	0	0	0	0	0	0	0	0	0	3
01:15	0	0	0	0	1	0	0	0	0	0	0	0	0	0	0	1
01:30	0	0	0	0	0	0	0	0	0	0	0	0	0	0	0	0
01:45	0	0	0	0	0	0	0	0	0	0	0	0	0	0	0	0
02:00	0	0	0	0	1	0	0	0	0	0	0	0	0	0	0	1
02:15	0	0	0	1	0	0	0	0	0	0	0	0	0	0	0	1
02:30	0	0	0	0	0	0	0	0	0	0	0	0	0	0	0	0
02:45	0	0	0	0	0	0	0	0	0	0	0	0	0	0	0	0
03:00	0	0	0	1	0	0	0	0	0	0	0	0	0	0	0	1
03:15	0	0	0	0	1	0	0	0	0	0	0	0	0	0	0	0
03:30	0	0	0	0	0	0	0	0	0	0	0	0	0	0	0	1
03:45	0	0	0	0	0	0	0	0	0	0	0	0	0	0	0	0
04:00	0	0	0	0	1	0	0	0	0	0	0	0	0	0	0	1
04:15	0	0	0	0	0	0	0	0	0	0	0	0	0	0	0	0
04:30	0	0	0	0	0	0	0	0	0	0	0	0	0	0	0	0
04:45	0	0	0	0	0	0	0	0	0	0	0	0	0	0	0	0
05:00	0	0	0	0	0	0	0	0	0	0	0	0	0	0	0	0
05:15	0	0	0	1	0	0	0	0	0	0	0	0	0	0	0	1
05:30	0	0	0	0	0	0	0	0	0	0	0	0	0	0	0	0
05:45	0	0	0	0	0	0	0	0	0	0	0	0	0	0	0	0
06:00	0	0	0	1	0	0	0	0	0	0	0	0	0	0	0	1
06:15	0	0	0	0	0	0	0	0	0	0	0	0	0	0	0	0
06:30	0	0	1	0	0	0	0	0	0	0	0	0	0	0	0	1
06:45	0	0	0	1	1	0	0	0	0	0	0	0	0	0	0	2
07:00	0	0	1	1	1	0	0	0	0	0	0	0	0	0	0	3
07:15	0	0	1	0	3	0	0	0	0	0	0	0	0	0	0	4
07:30	0	0	1	1	1	1	0	0	0	0	0	0	0	0	0	3
07:45	0	1	0	0	0	0	0	0	0	0	0	0	0	0	0	1
08:00	0	1	1	1	4	1	0	0	0	0	0	0	0	0	0	8
08:15	0	0	0	2	1	1	0	0	0	0	0	0	0	0	0	4
08:30	0	2	1	1	2	2	0	0	0	0	0	0	0	0	0	8
08:45	0	0	0	3	0	3	0	0	0	0	0	0	0	0	0	6
09:00	0	0	0	1	1	0	0	0	0	0	0	0	0	0	0	2
09:15	0	2	1	7	4	6	0	0	0	0	0	0	0	0	0	20
09:30	0	0	1	1	0	0	0	0	0	0	0	0	0	0	0	2
09:45	0	0	0	0	1	2	0	0	0	0	0	0	0	0	0	3
10:00	1	0	0	0	0	0	0	0	0	0	0	0	0	0	0	2
10:15	0	0	1	2	2	2	0	0	0	0	0	0	0	0	0	8
10:30	0	0	2	2	0	0	0	0	0	0	0	0	1	0	0	5
10:45	0	0	0	1	1	0	0	0	0	0	0	0	0	0	0	2
11:00	0	0	0	0	0	0	0	0	0	0	0	0	0	0	0	0
11:15	0	0	2	5	1	0	0	0	0	0	0	0	1	0	0	9
11:30	0	0	2	0	0	0	0	0	0	0	0	0	0	0	0	2
11:45	0	0	0	0	1	0	0	0	0	0	0	0	0	0	0	1
Total	0	0	2	1	2	0	0	0	0	0	0	0	0	0	0	5
Total	1	3	8	21	16	10	0	0	0	0	0	0	1	0	0	60

Traffic Survey Specialists, Inc.

West Park, Florida
Broward
SW 50 Avenue South of SW 22 Street

624 Gardenia Terrace, Delray Beach, Florida 33444
Phone (561) 272-3255 Fax (561) 272-4381

41808
Site Code: 00000041808
Station ID: 000411692131
Date Start: 19-Apr-11
Date End: 20-Apr-11

Northbound

Start Time	0 10	11 15	16 20	21 25	26 30	31 33	34 36	37 39	40 42	43 45	46 48	49 51	52 54	55 57	58 147	Total
12 PM	0	0	1	0	0	0	0	0	0	0	0	0	0	0	0	1
12:15	0	0	1	2	1	0	0	0	0	0	0	0	0	0	0	4
12:30	0	0	0	3	0	0	1	0	0	0	0	0	0	0	0	4
12:45	0	0	1	1	0	0	0	0	0	0	0	0	0	0	0	2
13:00	0	0	3	6	1	0	1	0	0	0	0	0	0	0	0	11
13:15	0	0	0	0	1	0	0	0	0	0	0	0	0	0	0	1
13:30	0	0	0	0	1	0	0	0	0	0	0	0	0	0	0	1
13:45	0	0	0	2	2	0	1	0	0	0	0	0	0	0	0	5
14:00	0	0	0	2	4	0	1	0	0	0	0	0	0	0	0	7
14:15	0	0	4	0	2	1	0	0	0	0	0	0	0	0	0	7
14:30	0	0	1	0	2	1	0	0	0	0	0	0	0	0	0	4
14:45	0	0	0	0	0	0	0	0	0	0	0	0	0	0	0	0
15:00	0	1	0	0	2	0	0	0	0	0	0	0	0	0	0	3
15:15	0	1	5	0	6	2	0	0	0	0	0	0	0	0	0	14
15:30	0	0	0	2	1	1	0	0	0	0	0	0	0	0	0	4
15:45	0	0	0	1	0	0	0	0	0	0	0	0	0	0	0	1
16:00	0	0	0	1	1	0	0	0	0	0	0	0	0	0	0	2
16:15	0	0	0	1	1	0	0	0	0	0	0	0	0	0	0	2
16:30	0	0	0	2	1	0	1	0	0	0	0	0	0	0	0	4
16:45	0	0	0	0	1	0	0	0	0	0	0	0	0	0	0	1
17:00	0	0	0	4	2	1	0	0	0	0	0	0	0	0	0	7
17:15	0	0	0	1	0	0	0	0	0	0	0	0	0	0	0	1
17:30	0	0	0	1	1	0	0	0	0	0	0	0	0	0	0	2
17:45	0	0	0	0	0	0	0	0	0	0	0	0	0	0	0	0
18:00	0	0	0	4	2	1	0	0	0	0	0	0	0	0	0	7
18:15	0	0	0	1	0	0	0	0	0	0	0	0	0	0	0	1
18:30	0	0	0	1	1	0	0	0	0	0	0	0	0	0	0	2
18:45	0	0	0	0	0	0	0	0	0	0	0	0	0	0	0	0
19:00	0	0	0	4	2	1	0	0	0	0	0	0	0	0	0	7
19:15	0	0	0	1	0	0	0	0	0	0	0	0	0	0	0	1
19:30	0	0	0	1	1	0	0	0	0	0	0	0	0	0	0	2
19:45	0	0	0	0	0	0	0	0	0	0	0	0	0	0	0	0
20:00	0	0	0	4	2	1	0	0	0	0	0	0	0	0	0	7
20:15	0	0	0	1	0	0	0	0	0	0	0	0	0	0	0	1
20:30	0	0	0	1	1	0	0	0	0	0	0	0	0	0	0	2
20:45	0	0	0	0	0	0	0	0	0	0	0	0	0	0	0	0
21:00	0	0	0	4	3	0	1	0	0	0	0	0	0	0	0	8
21:15	0	0	0	1	5	0	0	0	0	0	0	0	0	0	0	6
21:30	0	0	0	1	2	0	0	0	0	0	0	0	0	0	0	3
21:45	0	0	0	2	0	0	0	0	0	0	0	0	0	0	0	6
22:00	0	0	0	1	4	0	1	0	0	0	0	0	0	0	0	6
22:15	0	0	0	0	1	0	0	0	0	0	0	0	0	0	0	1
22:30	0	0	0	2	4	0	0	0	0	0	0	0	0	0	0	2
22:45	0	0	0	1	2	0	0	0	0	0	0	0	0	0	0	2
23:00	0	0	0	3	2	0	0	0	0	0	0	0	0	0	0	6
23:15	0	0	0	1	0	0	0	0	0	0	0	0	0	0	0	1
23:30	0	0	0	1	0	0	0	0	0	0	0	0	0	0	0	1
23:45	0	0	0	1	1	0	0	0	0	0	0	0	0	0	0	2
Total	0	2	20	48	52	7	5	0	0	0	0	0	0	0	0	134
Total Stats	1	5	28	69	68	17	5	0	0	0	0	0	1	0	0	194

15th Percentile : 20 MPH
50th Percentile : 25 MPH
85th Percentile : 30 MPH
95th Percentile : 33 MPH

Mean Speed(Average) : 25 MPH
10 MPH Pace Speed : 21-30 MPH
Number in Pace : 137
Percent in Pace : 70.6%
Number of Vehicles > 30 MPH : 23
Percent of Vehicles > 30 MPH : 11.9%

Traffic Survey Specialists, Inc.
624 Gardenia Terrace, Delray Beach, Florida 33444
Phone (561) 272-3255 Fax (561) 272-4381

West Park, Florida
Broward
SW 50 Avenue South of SW 22 Street

41808
Site Code: 00000041808
Station ID: 000411692131
Date Start: 19-Apr-11
Date End: 20-Apr-11

Southbound

Table with columns: Start Time, 0-58, Total. Rows represent 15-minute intervals from 12 PM to 23:45. Total row shows counts for each bin and a grand total of 194.

Stats
15th Percentile : 21 MPH
50th Percentile : 26 MPH
85th Percentile : 31 MPH
95th Percentile : 35 MPH

Mean Speed(Average) : 26 MPH
10 MPH Pace Speed : 21-30 MPH
Number in Pace : 190
Percent in Pace : 68.6%
Number of Vehicles > 30 MPH : 47
Percent of Vehicles > 30 MPH : 17.0%

Traffic Survey Specialists, Inc.

West Park, Florida
Broward
SW 50 Avenue South of SW 22 Street

624 Gardenia Terrace, Delray Beach, Florida 33444
Phone (561) 272-3255 Fax (561) 272-4381

41808
Site Code: 00000041808
Station ID: 000411692131
Date Start: 19-Apr-11
Date End: 20-Apr-11

Northbound, Southbound

Start Time	0 10	11 15	16 20	21 25	26 30	31 33	34 36	37 39	40 42	43 45	46 48	49 51	52 54	55 57	58 147	Total
4/19/11	0	0	1	1	1	0	0	0	0	0	0	0	0	0	0	3
00:15	0	0	0	1	0	1	1	0	0	0	0	0	0	0	0	3
00:30	0	0	0	0	0	0	0	0	0	0	0	0	0	0	0	0
00:45	0	0	0	0	0	0	0	0	0	0	0	0	0	0	0	0
01:00	0	0	1	2	1	1	1	0	0	0	0	0	0	0	0	6
01:15	0	0	0	1	1	0	0	0	0	0	0	0	0	0	0	2
01:30	0	0	0	0	1	0	0	0	0	0	0	0	0	0	0	1
01:45	0	0	0	0	0	1	0	0	0	0	0	0	0	0	0	1
02:00	0	0	0	1	2	1	0	0	0	0	0	0	0	0	0	4
02:15	0	0	0	0	0	0	0	0	0	0	0	0	0	0	0	0
02:30	0	0	0	1	0	0	0	0	0	0	0	0	0	0	0	1
02:45	0	0	0	0	0	0	0	0	0	0	0	0	0	0	0	0
03:00	0	0	0	1	0	0	0	0	0	0	0	0	0	0	0	1
03:15	0	0	0	0	1	0	0	0	0	0	0	0	0	0	0	1
03:30	0	0	0	0	0	0	0	0	0	0	0	0	0	0	0	0
03:45	0	0	0	0	1	0	0	0	0	0	0	0	0	0	0	1
04:00	0	0	0	0	3	0	0	0	0	0	0	0	0	0	0	3
04:15	0	0	0	0	0	0	0	0	0	0	0	0	0	0	0	0
04:30	0	0	0	0	0	0	0	0	0	0	0	0	0	0	0	0
04:45	0	0	0	0	1	0	0	0	0	0	0	0	0	0	0	1
05:00	0	0	0	0	1	0	0	0	0	0	0	0	0	0	0	1
05:15	0	0	0	1	0	0	0	0	0	0	0	0	0	0	0	0
05:30	0	0	1	0	0	0	0	0	0	0	0	0	0	0	0	1
05:45	0	0	1	0	0	0	0	0	0	0	0	0	0	0	0	1
06:00	0	0	2	1	0	0	0	0	0	0	0	0	0	0	0	3
06:15	0	0	0	0	0	0	0	0	0	0	0	0	0	0	0	0
06:30	0	0	1	2	1	0	0	1	0	0	0	0	0	0	0	5
06:45	0	0	0	1	1	0	0	0	0	0	0	0	0	0	0	2
07:00	0	0	1	3	2	0	0	1	0	0	0	0	0	0	0	7
07:15	0	1	1	1	3	0	0	0	0	0	0	0	0	0	0	5
07:30	0	1	0	4	3	2	0	0	0	0	0	0	0	0	0	10
07:45	0	1	1	0	4	0	1	0	0	0	0	0	0	0	0	7
08:00	0	2	2	5	14	2	1	0	0	0	0	0	0	0	0	26
08:15	1	0	0	2	1	2	2	0	0	0	0	0	0	0	0	8
08:30	0	2	2	3	4	2	0	0	0	0	0	0	0	0	0	13
08:45	0	0	1	5	1	3	0	0	0	0	0	0	0	0	0	10
09:00	0	0	1	1	2	0	0	1	0	0	0	0	0	0	0	5
09:15	1	2	4	11	8	7	2	1	0	0	0	0	0	0	0	36
09:30	0	0	1	2	1	1	0	0	0	0	0	0	0	0	0	5
09:45	0	0	1	1	2	2	0	0	0	0	0	0	0	0	0	6
10:00	0	0	0	1	2	1	0	0	0	0	0	0	0	0	0	4
10:15	1	0	0	2	0	0	0	0	0	0	0	0	0	0	0	3
10:30	0	0	2	6	5	4	0	0	0	0	0	0	0	0	0	18
10:45	0	0	2	2	1	1	0	0	0	0	0	0	1	0	0	7
11:00	0	0	0	1	1	0	0	0	0	0	0	0	0	0	0	2
11:15	0	0	0	1	0	1	0	0	0	0	0	0	0	0	0	2
11:30	0	0	1	6	2	1	1	0	0	0	0	0	0	0	0	11
11:45	0	0	3	10	4	2	2	0	0	0	0	0	1	0	0	22
12:00	0	0	2	1	0	0	1	0	0	0	0	0	0	0	0	4
12:15	0	0	2	1	1	0	0	0	0	0	0	0	0	0	0	4
12:30	0	0	0	0	2	0	0	0	0	0	0	0	0	0	0	2
12:45	0	0	1	2	3	0	0	0	0	0	0	0	0	0	0	6
Total	0	0	5	4	6	0	1	0	0	0	0	0	0	0	0	16
Total	2	4	20	44	46	17	7	2	0	0	0	0	1	0	0	143

Traffic Survey Specialists, Inc.

West Park, Florida
Broward
SW 48 Avenue South of SW 26 Street

624 Gardenia Terrace, Delray Beach, Florida 33444
Phone (561) 272-3255 Fax (561) 272-4381

41810
Site Code: 00000041810
Station ID: 000210521005
Date Start: 19-Apr-11
Date End: 20-Apr-11

Northbound

Start Time	0 10	11 15	16 20	21 25	26 30	31 33	34 36	37 39	40 42	43 45	46 48	49 51	52 54	55 57	58 147	Total
4/19/11	0	0	0	0	2	0	0	0	1	0	0	0	0	0	0	3
00:15	0	0	0	0	0	0	3	0	0	0	0	0	0	0	0	3
00:30	0	0	0	0	0	0	0	0	0	0	0	0	0	0	0	0
00:45	0	0	0	0	1	2	0	0	0	0	0	0	0	0	0	3
01:00	0	0	0	0	3	2	3	0	1	0	0	0	0	0	0	9
01:15	0	0	0	0	0	1	0	0	0	0	0	0	0	0	0	1
01:30	0	0	0	0	0	0	0	0	0	1	0	0	0	0	0	1
01:45	0	0	0	0	1	0	0	0	0	0	0	0	0	0	0	1
02:00	0	0	0	0	1	1	1	0	0	1	0	0	0	0	0	4
02:15	0	0	0	1	0	0	0	0	0	0	0	0	0	0	0	1
02:30	0	0	0	0	0	0	0	0	0	0	0	0	0	0	0	0
02:45	0	0	0	0	0	0	0	0	0	0	0	0	0	0	0	0
03:00	0	0	0	1	0	0	0	0	0	0	0	0	0	0	0	1
03:15	0	0	0	0	0	0	0	0	1	0	0	0	0	0	0	0
03:30	0	0	0	0	0	0	0	0	0	0	0	0	0	0	0	0
03:45	0	0	0	0	0	0	0	0	0	0	0	0	0	0	0	0
04:00	0	0	0	0	0	0	0	0	1	0	0	0	0	0	0	1
04:15	0	0	0	0	0	0	0	0	0	0	0	0	0	0	0	0
04:30	0	0	0	0	0	0	0	0	0	0	0	0	0	0	0	0
04:45	0	0	0	1	0	0	0	1	0	0	0	0	0	0	0	2
05:00	0	0	0	1	0	0	0	1	0	0	0	0	0	0	0	2
05:15	0	0	0	0	0	0	0	0	0	0	0	0	0	0	0	0
05:30	0	0	0	1	0	0	0	0	0	0	0	0	0	0	0	1
05:45	0	0	0	1	0	1	0	2	0	0	0	0	0	0	0	4
06:00	0	0	0	2	0	1	0	2	0	0	0	0	0	0	0	5
06:15	0	0	0	0	2	1	2	0	0	0	0	0	0	0	0	5
06:30	0	0	1	0	0	0	0	1	0	0	0	0	0	0	0	2
06:45	0	0	0	2	0	0	2	1	0	2	0	0	0	0	0	7
07:00	0	0	1	2	2	2	4	2	1	2	0	0	0	0	0	16
07:15	0	0	0	0	5	4	1	2	0	0	0	0	0	0	0	12
07:30	0	0	0	1	8	3	3	1	1	0	1	0	0	0	0	18
07:45	0	0	1	1	7	6	2	3	2	0	0	0	0	0	0	22
08:00	0	0	4	3	12	13	7	2	1	0	0	0	0	0	0	42
08:15	0	0	5	5	32	26	13	8	4	0	1	0	0	0	0	94
08:30	0	0	0	0	6	6	3	2	4	0	0	0	0	0	0	21
08:45	0	0	2	1	7	0	5	1	0	0	0	0	0	0	0	16
09:00	0	0	0	3	1	3	2	3	3	1	0	0	0	0	0	16
09:15	0	0	0	0	0	0	0	1	1	0	0	0	0	0	0	2
09:30	0	0	2	4	14	9	10	7	8	1	0	0	0	0	0	55
09:45	0	0	0	2	6	3	2	0	1	0	1	0	0	0	0	15
10:00	0	0	1	4	4	2	0	2	1	1	0	0	0	0	0	15
10:15	0	0	0	0	1	0	2	2	2	0	0	0	0	0	0	7
10:30	0	0	0	0	3	2	1	0	1	0	1	0	0	0	0	8
10:45	0	0	1	6	14	7	5	4	5	1	2	0	0	0	0	45
11:00	0	0	0	1	2	1	6	1	0	0	0	0	1	0	0	12
11:15	0	0	0	2	1	0	0	1	1	1	0	0	0	0	0	6
11:30	0	1	3	0	1	1	3	3	0	0	0	0	0	0	0	12
11:45	0	0	0	2	2	2	0	0	0	1	0	0	0	0	0	7
12:00	0	1	3	5	6	4	9	5	1	2	0	0	1	0	0	37
12:15	0	0	0	1	5	0	0	3	0	0	0	0	0	0	0	9
12:30	0	0	0	1	2	1	2	1	1	0	0	0	0	0	0	8
12:45	0	0	0	0	2	2	4	2	0	0	0	0	0	0	0	10
Total	0	0	1	3	12	6	9	9	3	0	0	0	0	0	0	43
Total	0	1	13	29	84	58	54	38	24	7	3	0	1	0	0	312

Traffic Survey Specialists, Inc.

624 Gardenia Terrace, Delray Beach, Florida 33444

Phone (561) 272-3255 Fax (561) 272-4381

West Park, Florida
Broward
SW 48 Avenue South of SW 26 Street

41810
Site Code: 00000041810
Station ID: 000210521005
Date Start: 19-Apr-11
Date End: 20-Apr-11

Southbound

Start Time	0 10	11 15	16 20	21 25	26 30	31 33	34 36	37 39	40 42	43 45	46 48	49 51	52 54	55 57	58 147	Total
4/19/11	0	0	0	0	0	0	2	0	1	1	0	0	0	0	0	4
00:15	0	0	1	0	0	0	0	0	1	0	0	0	0	0	0	2
00:30	0	0	0	0	0	0	1	0	0	0	0	0	0	0	0	1
00:45	0	0	0	0	0	1	0	0	0	0	0	0	0	0	0	1
01:00	0	0	1	0	0	1	3	0	2	1	0	0	0	0	0	8
01:15	0	0	0	0	0	0	0	0	0	0	0	0	0	0	0	0
01:30	0	0	0	0	0	0	0	0	0	0	0	0	0	0	0	0
01:45	0	0	0	0	0	0	0	0	0	0	0	0	0	0	0	0
02:00	0	0	0	0	0	0	1	0	0	0	0	0	0	0	0	1
02:15	0	0	0	0	1	0	0	0	0	0	0	0	0	0	0	1
02:30	0	0	0	0	0	0	0	0	0	0	0	0	0	0	0	0
02:45	0	0	0	0	1	0	0	0	0	0	0	0	0	0	0	1
03:00	0	0	1	0	2	1	0	0	0	0	0	0	0	0	0	4
03:15	0	0	0	0	0	0	0	0	0	0	0	0	0	0	0	0
03:30	0	0	0	0	0	0	0	0	0	0	0	0	0	0	0	0
03:45	0	0	0	0	0	0	0	0	0	0	0	0	0	0	0	0
04:00	0	0	0	0	0	0	0	0	0	0	0	0	0	0	0	0
04:15	0	0	0	0	0	0	0	0	0	0	0	0	0	0	0	0
04:30	0	0	0	1	0	0	0	0	0	0	0	0	0	0	0	1
04:45	0	0	0	0	1	0	0	0	0	0	0	0	0	0	0	1
05:00	0	0	0	1	1	0	0	0	0	0	0	0	0	0	0	2
05:15	0	0	0	0	0	0	0	0	0	0	0	0	0	0	0	0
05:30	0	0	0	0	0	0	0	0	0	0	0	0	0	0	0	0
05:45	0	0	1	1	0	0	0	0	0	0	0	0	0	0	0	2
06:00	0	0	1	1	0	0	0	0	0	0	0	0	0	0	0	2
06:15	0	0	0	0	0	1	2	0	0	0	0	0	0	0	0	3
06:30	1	0	0	0	2	1	0	1	0	0	0	0	0	0	0	5
06:45	0	0	0	0	0	0	2	3	0	0	0	0	0	0	0	5
07:00	1	0	0	1	4	2	5	4	0	0	0	0	0	0	0	17
07:15	0	0	0	2	1	3	4	1	0	0	0	1	0	0	0	12
07:30	0	0	0	5	12	7	3	2	1	2	0	0	0	0	0	32
07:45	0	0	0	2	5	8	3	2	1	1	0	0	0	0	0	22
08:00	0	0	0	2	3	5	7	3	2	0	0	0	0	0	0	22
08:15	0	0	0	11	21	23	17	8	4	3	0	1	0	0	0	88
08:30	0	0	0	1	2	2	3	1	2	0	0	0	0	0	0	11
08:45	0	0	1	2	7	2	5	1	0	1	0	0	0	0	0	19
09:00	0	0	0	1	4	1	2	0	1	0	0	0	0	0	0	9
09:15	0	0	0	1	2	1	2	2	0	1	0	0	0	0	0	10
09:30	0	0	1	5	15	6	12	4	3	2	0	0	0	1	0	49
09:45	0	0	0	2	3	2	0	0	0	0	0	0	0	0	0	7
10:00	0	0	0	0	4	4	2	2	1	0	0	0	0	0	0	13
10:15	0	0	0	1	1	1	2	3	4	0	0	0	0	0	0	12
10:30	0	0	0	0	4	3	2	0	1	1	0	0	0	0	0	11
10:45	0	0	0	3	12	10	6	5	6	1	0	0	0	0	0	43
11:00	0	0	0	0	1	4	3	0	0	1	0	1	0	0	0	10
11:15	1	0	0	2	3	2	1	2	0	0	0	0	0	0	0	11
11:30	0	0	1	1	1	2	2	1	2	0	0	0	0	0	0	10
11:45	0	0	0	0	2	1	2	0	0	0	0	0	0	0	0	5
12:00	1	0	1	3	7	9	8	3	2	1	0	1	0	0	0	36
12:15	0	0	0	3	4	2	1	0	0	0	0	0	0	0	0	10
12:30	0	0	2	1	6	5	0	0	0	1	0	0	0	0	0	15
12:45	0	0	1	0	4	0	2	2	0	0	0	0	0	0	0	9
Total	0	0	0	4	3	3	1	0	1	0	0	0	0	0	0	12
Total	0	0	3	8	17	10	4	2	1	1	0	0	0	0	0	46
Total	2	0	8	33	79	62	56	26	18	9	0	2	0	1	0	296

Traffic Survey Specialists, Inc.

624 Gardenia Terrace, Delray Beach, Florida 33444

Phone (561) 272-3255 Fax (561) 272-4381

West Park, Florida
Broward
SW 48 Avenue South of SW 26 Street

41810
Site Code: 00000041810
Station ID: 000210521005
Date Start: 19-Apr-11
Date End: 20-Apr-11

Southbound

Start Time	0 10	11 15	16 20	21 25	26 30	31 33	34 36	37 39	40 42	43 45	46 48	49 51	52 54	55 57	58 147	Total
12 PM	0	0	1	0	0	0	1	4	2	1	0	0	0	0	0	9
12:15	0	0	0	2	4	3	2	1	0	0	0	0	0	0	0	12
12:30	0	0	0	3	3	3	3	2	3	0	0	0	0	0	0	17
12:45	0	0	0	0	2	4	1	2	0	1	0	0	0	0	0	10
13:00	0	0	1	5	9	10	7	9	5	2	0	0	0	0	0	48
13:15	0	0	1	2	4	0	0	2	0	1	0	1	0	0	0	11
13:30	0	0	1	0	3	5	1	3	0	0	0	0	0	0	0	13
13:45	0	0	0	1	5	4	3	1	1	0	0	0	0	0	0	15
14:00	0	0	1	0	6	6	2	3	0	1	0	0	0	0	0	19
14:15	0	0	3	3	18	15	6	9	1	2	0	1	0	0	0	58
14:30	0	0	0	0	6	9	2	3	1	1	0	0	0	0	1	23
14:45	0	2	2	2	4	5	4	0	1	0	0	0	0	0	0	20
15:00	0	0	0	2	4	8	1	1	0	0	0	0	0	0	0	16
15:15	0	0	0	4	3	2	2	2	1	0	0	0	0	0	0	14
15:30	0	2	2	8	17	24	9	6	3	1	0	0	0	0	1	73
15:45	0	1	0	0	4	2	4	0	1	0	1	0	0	0	0	13
16:00	0	0	1	1	4	1	4	1	3	3	1	0	0	0	0	19
16:15	0	0	0	2	1	5	7	2	1	0	0	0	0	0	0	18
16:30	0	0	0	1	6	2	0	0	4	0	2	0	0	0	0	15
16:45	0	1	1	4	15	10	15	3	9	3	4	0	0	0	0	65
17:00	0	0	2	0	6	4	4	0	0	0	0	0	0	0	0	16
17:15	0	0	0	1	6	1	3	2	2	0	0	0	0	0	0	15
17:30	0	0	1	0	3	2	2	3	3	0	1	0	0	0	0	15
17:45	0	1	0	0	3	1	4	3	3	0	0	0	0	0	0	15
18:00	0	1	3	1	18	8	13	8	8	0	1	0	0	0	0	61
18:15	0	0	1	3	3	0	4	3	2	0	0	0	0	0	0	16
18:30	0	0	0	0	4	3	3	3	0	0	0	0	0	0	0	13
18:45	0	0	1	1	6	8	1	4	1	0	0	0	0	0	0	22
19:00	0	0	0	1	4	4	3	0	0	0	0	0	0	0	0	12
19:15	0	0	2	5	17	15	11	10	3	0	0	0	0	0	0	63
19:30	0	0	1	1	4	2	4	2	1	0	0	0	0	0	0	15
19:45	0	0	1	1	4	1	2	1	0	0	0	0	0	0	0	10
20:00	0	0	1	3	2	3	5	2	1	0	0	0	0	0	0	17
20:15	0	0	0	2	3	2	5	2	0	0	0	0	0	0	0	14
20:30	0	0	3	7	13	8	16	7	2	0	0	0	0	0	0	56
20:45	0	1	0	1	3	2	5	2	1	0	0	0	0	0	0	15
21:00	0	0	0	0	0	2	6	3	0	0	0	0	0	0	0	11
21:15	0	0	2	3	5	2	4	1	0	0	0	0	0	0	0	17
21:30	0	0	0	2	6	2	3	2	0	0	0	0	0	0	0	15
21:45	0	1	2	6	14	8	18	8	1	0	0	0	0	0	0	58
22:00	0	0	0	0	7	1	0	1	0	0	0	0	0	0	0	9
22:15	0	0	0	9	3	3	1	0	0	1	0	0	0	0	0	17
22:30	0	0	0	1	2	0	1	0	1	0	0	0	0	0	0	5
22:45	0	0	0	2	5	5	0	2	1	0	0	0	0	0	0	15
23:00	0	0	0	12	17	9	2	3	2	1	0	0	0	0	0	46
23:15	0	0	0	1	3	1	3	2	0	0	0	0	0	0	0	10
23:30	0	0	0	2	0	1	1	0	1	0	0	0	0	0	0	5
23:45	0	0	0	1	4	3	1	1	1	0	0	0	0	0	0	11
24:00	0	0	0	1	1	1	1	1	0	0	0	0	0	0	0	5
24:15	0	0	0	5	8	6	6	4	2	0	0	0	0	0	0	31
24:30	0	0	0	1	2	3	0	0	0	0	0	0	0	0	0	6
24:45	0	0	0	0	1	2	1	1	0	0	1	0	0	0	0	6
25:00	0	0	0	0	0	0	2	1	0	0	0	0	0	0	0	3
25:15	0	0	0	1	2	0	1	0	0	0	0	0	0	0	0	3
25:30	0	0	0	0	0	0	1	0	0	1	0	0	0	0	0	2
25:45	0	0	0	1	0	2	0	1	0	0	0	0	0	0	0	4
Total	0	5	17	60	153	120	108	72	37	10	6	1	0	0	1	590
Total Stats	2	5	25	93	232	182	164	98	55	19	6	3	0	1	1	886

15th Percentile : 26 MPH
50th Percentile : 32 MPH
85th Percentile : 38 MPH
95th Percentile : 42 MPH

Mean Speed(Average) : 32 MPH
10 MPH Pace Speed : 27-36 MPH
Number in Pace : 531
Percent in Pace : 59.9%
Number of Vehicles > 30 MPH : 529
Percent of Vehicles > 30 MPH : 59.7%

Traffic Survey Specialists, Inc.

624 Gardenia Terrace, Delray Beach, Florida 33444

Phone (561) 272-3255 Fax (561) 272-4381

West Park, Florida
Broward
SW 48 Avenue South of SW 26 Street

41810
Site Code: 00000041810
Station ID: 000210521005
Date Start: 19-Apr-11
Date End: 20-Apr-11

Northbound, Southbound

Start Time	010	1115	1620	2125	2630	3133	3436	3739	4042	4345	4648	4951	5254	5557	58147	Total
4/19/11	0	0	0	0	2	0	2	0	2	1	0	0	0	0	0	7
00:15	0	0	1	0	0	0	3	0	1	0	0	0	0	0	0	5
00:30	0	0	0	0	0	0	1	0	0	0	0	0	0	0	0	1
00:45	0	0	0	0	1	3	0	0	0	0	0	0	0	0	0	4
01:00	0	0	1	0	3	3	6	0	3	1	0	0	0	0	0	17
01:15	0	0	0	0	0	1	0	0	0	0	0	0	0	0	0	1
01:30	0	0	0	0	0	0	0	0	0	1	0	0	0	0	0	1
01:45	0	0	0	0	0	0	2	0	0	0	0	0	0	0	0	2
02:00	0	0	0	0	1	0	0	0	0	0	0	0	0	0	0	1
02:15	0	0	0	0	1	1	2	0	0	1	0	0	0	0	0	5
02:30	0	0	0	0	0	1	0	0	0	0	0	0	0	0	0	2
02:45	0	0	0	0	0	0	0	0	0	0	0	0	0	0	0	0
03:00	0	0	1	1	2	1	0	0	0	0	0	0	0	0	0	5
03:15	0	0	0	0	0	0	0	0	0	0	0	0	0	0	0	0
03:30	0	0	0	0	0	0	0	0	1	0	0	0	0	0	0	1
03:45	0	0	0	0	0	0	0	0	0	0	0	0	0	0	0	0
04:00	0	0	0	0	0	0	0	0	1	0	0	0	0	0	0	1
04:15	0	0	0	0	0	0	0	0	0	0	0	0	0	0	0	0
04:30	0	0	0	1	0	0	0	0	0	0	0	0	0	0	0	1
04:45	0	0	0	1	1	0	0	1	0	0	0	0	0	0	0	3
05:00	0	0	0	2	1	0	0	1	0	0	0	0	0	0	0	4
05:15	0	0	0	0	0	0	0	0	0	0	0	0	0	0	0	0
05:30	0	0	0	0	0	0	0	0	0	0	0	0	0	0	0	0
05:45	0	0	0	1	0	0	0	0	0	0	0	0	0	0	0	1
06:00	0	0	1	2	0	1	0	2	0	0	0	0	0	0	0	6
06:15	0	0	1	3	0	1	0	2	0	0	0	0	0	0	0	7
06:30	0	0	0	0	2	2	4	0	0	0	0	0	0	0	0	8
06:45	1	0	1	0	2	1	0	2	0	0	0	0	0	0	0	6
07:00	1	0	1	3	6	4	9	6	1	2	0	0	0	0	0	33
07:15	0	0	0	2	6	7	5	3	0	0	0	1	0	0	0	24
07:30	0	0	0	6	20	10	6	3	2	2	1	0	0	0	0	50
07:45	0	0	1	3	12	14	5	5	3	1	0	0	0	0	0	44
08:00	0	0	4	5	15	18	14	5	3	0	0	0	0	0	0	64
08:15	0	0	5	16	53	49	30	16	8	3	1	1	0	0	0	182
08:30	0	0	0	1	8	8	6	3	6	0	0	0	0	0	0	32
08:45	0	0	3	3	14	2	10	2	0	1	0	0	0	0	0	35
09:00	0	0	0	4	5	4	4	3	4	1	0	0	0	0	0	25
09:15	0	0	0	1	2	1	2	3	1	1	0	0	0	1	0	12
09:30	0	0	3	9	29	15	22	11	11	3	0	0	0	0	0	104
09:45	0	0	0	4	9	5	2	0	1	0	1	0	0	0	0	22
10:00	0	0	1	4	8	6	2	4	2	1	0	0	0	0	0	28
10:15	0	0	0	1	2	1	4	5	6	0	0	0	0	0	0	19
10:30	0	0	0	0	7	5	3	0	2	1	1	0	0	0	0	19
10:45	0	0	1	9	26	17	11	9	11	2	2	0	0	0	0	88
11:00	0	0	0	1	3	5	9	1	0	1	0	1	1	0	0	22
11:15	1	0	0	4	4	2	1	3	1	1	0	0	0	0	0	17
11:30	0	1	4	1	2	3	5	4	2	0	0	0	0	0	0	22
11:45	0	0	0	2	4	3	2	0	0	1	0	0	0	0	0	12
12:00	1	1	4	8	13	13	17	8	3	3	0	1	1	0	0	73
12:15	0	0	0	4	9	2	1	3	0	0	0	0	0	0	0	19
12:30	0	0	2	2	8	6	2	1	1	1	0	0	0	0	0	23
12:45	0	0	1	0	6	2	6	4	0	0	0	0	0	0	0	19
Total	0	0	1	5	6	6	4	3	3	0	0	0	0	0	0	28
	0	0	4	11	29	16	13	11	4	1	0	0	0	0	0	89
Total	2	1	21	62	163	120	110	64	42	16	3	2	1	1	0	608

Traffic Survey Specialists, Inc.

West Park, Florida
Broward
SW 46 Avenue South of SW 23 Street

624 Gardenia Terrace, Delray Beach, Florida 33444
Phone (561) 272-3255 Fax (561) 272-4381

41812
Site Code: 00000041812
Station ID: 009600650022
Date Start: 19-Apr-11
Date End: 20-Apr-11

Northbound

Start Time	0 10	11 15	16 20	21 25	26 30	31 33	34 36	37 39	40 42	43 45	46 48	49 51	52 54	55 57	58 147	Total
4/19/11	0	0	0	0	1	2	0	1	0	0	0	0	0	0	0	4
00:15	0	0	0	0	0	0	0	0	0	0	0	0	0	0	0	0
00:30	0	0	0	1	1	0	0	0	0	0	0	0	0	0	0	2
00:45	0	0	0	3	1	0	0	0	0	0	0	0	0	0	0	4
01:00	0	0	0	4	3	2	0	1	0	0	0	0	0	0	0	10
01:15	0	0	0	0	0	0	0	0	0	0	1	0	0	0	0	1
01:30	0	0	1	0	0	0	0	0	0	0	0	0	0	0	0	1
01:45	0	0	0	0	0	0	0	0	0	0	0	0	0	0	0	0
02:00	0	0	2	0	0	0	0	0	0	0	1	0	0	0	0	3
02:15	0	0	0	0	1	0	0	0	0	0	0	0	0	0	0	1
02:30	0	0	0	0	0	0	0	0	0	0	0	0	0	0	0	0
02:45	0	0	0	0	0	0	0	0	0	0	0	0	0	0	0	0
03:00	0	0	0	0	2	0	0	0	0	0	0	0	0	0	0	2
03:15	0	0	0	0	1	0	0	0	0	0	0	0	0	0	0	1
03:30	0	0	0	0	1	0	1	0	0	0	0	0	0	0	0	2
03:45	0	0	0	0	0	0	0	0	0	0	0	0	0	0	0	0
04:00	0	0	0	0	2	0	1	0	0	0	0	0	0	0	0	3
04:15	0	0	0	0	0	0	0	0	0	0	0	0	0	0	0	0
04:30	0	0	1	0	0	0	0	0	0	0	0	0	0	0	0	1
04:45	0	0	0	0	0	1	1	0	0	0	0	0	0	0	0	2
05:00	0	0	1	0	1	1	1	0	0	0	0	0	0	0	0	4
05:15	0	0	0	0	0	0	1	0	0	0	0	0	0	0	0	1
05:30	0	0	0	0	0	0	0	0	0	0	0	0	0	0	0	0
05:45	0	0	0	0	2	0	0	0	0	0	0	0	0	0	0	2
06:00	0	0	0	0	2	0	1	0	0	0	0	0	0	0	0	3
06:15	0	0	0	0	2	0	0	0	0	0	0	0	0	0	0	2
06:30	0	0	0	0	2	1	1	1	0	0	0	0	0	0	0	5
06:45	0	0	0	0	0	0	0	0	1	0	0	0	0	0	0	1
07:00	0	0	0	0	4	1	1	2	1	0	0	0	0	0	0	9
07:15	0	0	2	4	3	0	0	0	0	0	0	0	0	0	0	9
07:30	0	0	1	1	8	1	0	2	0	0	0	0	0	0	0	13
07:45	0	1	0	1	4	1	0	1	0	0	0	0	0	0	0	8
08:00	0	0	1	0	4	2	0	0	1	0	0	0	0	0	0	8
08:15	1	0	4	6	19	4	0	3	1	0	0	0	0	0	0	38
08:30	0	0	0	3	3	3	2	0	0	0	0	0	0	0	0	12
08:45	0	0	0	1	0	1	1	1	0	0	0	0	0	0	0	4
09:00	0	1	1	4	0	1	1	0	1	0	0	0	0	0	0	9
09:15	0	0	1	2	1	3	0	2	0	0	0	0	0	0	0	9
09:30	1	1	2	10	4	8	4	3	1	0	0	0	0	0	0	34
09:45	0	1	0	1	2	1	0	0	0	0	0	0	0	0	0	5
10:00	0	0	0	1	3	2	0	0	0	0	0	0	0	0	0	6
10:15	0	0	0	2	2	2	2	1	0	0	0	0	0	0	0	9
10:30	1	0	0	1	0	0	2	0	0	0	0	0	0	0	0	4
10:45	1	1	0	5	7	5	4	1	0	0	0	0	0	0	0	24
11:00	0	0	0	2	0	1	0	2	1	0	0	0	0	0	0	6
11:15	0	0	0	1	1	1	1	0	0	0	0	0	0	0	0	4
11:30	0	1	0	1	3	2	2	0	0	0	0	0	0	0	0	9
11:45	0	0	1	1	6	1	0	1	0	0	0	0	0	0	0	10
12:00	0	1	1	5	10	5	3	3	1	0	0	0	0	0	0	29
12:15	0	0	2	0	1	0	1	2	0	0	0	0	0	0	0	6
12:30	0	0	0	1	3	1	2	2	1	0	0	0	0	0	0	10
12:45	0	0	0	3	2	4	2	1	0	0	0	0	0	0	0	12
13:00	0	0	0	4	3	1	1	1	0	0	0	0	0	0	0	10
13:15	0	0	2	8	9	6	6	6	1	0	0	0	0	0	0	38
Total	2	4	12	38	63	32	21	19	5	0	1	0	0	0	0	197

Traffic Survey Specialists, Inc.

West Park, Florida
Broward
SW 46 Avenue South of SW 23 Street

624 Gardenia Terrace, Delray Beach, Florida 33444
Phone (561) 272-3255 Fax (561) 272-4381

41812
Site Code: 00000041812
Station ID: 009600650022
Date Start: 19-Apr-11
Date End: 20-Apr-11

Northbound

Start Time	010	1115	1620	2125	2630	3133	3436	3739	4042	4345	4648	4951	5254	5557	58147	Total
12 PM	0	0	0	0	2	3	2	1	0	0	0	0	0	0	0	8
12:15	0	0	1	1	3	2	0	0	1	0	0	0	0	0	0	8
12:30	0	0	1	3	1	3	0	0	1	0	0	0	0	0	0	9
12:45	0	0	0	0	4	0	1	0	1	0	0	0	0	0	0	6
13:00	0	1	0	1	5	1	2	1	0	0	0	0	0	0	0	11
13:15	0	0	1	2	2	0	1	0	0	0	0	0	0	0	0	6
13:30	0	0	0	2	0	0	0	1	0	0	0	0	0	0	0	3
13:45	0	1	1	0	3	1	0	2	0	0	0	0	0	0	0	8
14:00	0	2	2	5	10	2	3	4	0	0	0	0	0	0	0	28
14:15	0	1	1	5	4	2	1	2	0	0	0	0	0	0	0	10
14:30	0	0	1	1	3	1	0	1	0	1	0	0	0	0	0	8
14:45	0	0	0	1	5	2	1	0	0	2	1	0	0	0	0	12
15:00	0	1	2	8	14	10	3	3	0	3	1	0	0	0	0	45
15:15	0	0	1	1	0	3	2	0	1	0	0	0	0	0	0	8
15:30	0	0	1	2	4	2	3	0	1	0	0	0	0	0	0	13
15:45	0	0	0	5	3	2	3	1	1	0	0	0	0	0	0	15
16:00	0	0	2	10	10	10	9	1	3	0	0	0	0	0	1	46
16:15	0	0	1	0	3	4	2	2	1	0	0	0	0	0	0	13
16:30	0	1	0	1	1	3	2	0	1	0	0	0	0	0	0	9
16:45	0	0	1	1	3	2	0	1	0	0	0	0	0	0	0	8
17:00	0	1	3	5	8	11	5	4	3	0	0	0	0	0	0	40
17:15	0	0	2	3	8	4	2	0	0	0	0	0	0	0	0	19
17:30	0	0	3	1	1	2	2	1	0	0	0	0	0	0	0	10
17:45	0	0	0	3	3	1	1	2	0	1	0	0	0	0	0	11
18:00	0	0	5	7	14	11	9	3	0	1	0	0	0	0	0	50
18:15	0	0	1	3	4	5	0	0	0	0	0	0	0	0	0	13
18:30	0	0	1	4	4	2	3	0	0	1	0	0	0	0	0	15
18:45	0	0	0	2	1	3	0	3	0	0	0	0	0	0	1	10
19:00	0	0	2	0	3	2	2	2	1	0	0	0	0	0	0	12
19:15	0	0	4	9	12	12	5	5	1	1	0	0	0	0	1	50
19:30	0	0	0	1	3	5	0	1	1	0	0	0	0	0	0	11
19:45	0	0	0	2	5	2	0	1	1	0	0	0	0	0	0	11
20:00	0	0	2	4	2	4	3	1	0	0	0	0	0	0	0	16
20:15	0	0	0	5	6	0	0	0	0	0	0	0	0	0	0	11
20:30	0	0	1	12	16	11	3	3	2	0	0	0	0	0	0	49
20:45	0	0	1	2	3	4	2	0	0	1	0	0	0	0	0	13
21:00	0	0	0	2	4	2	2	1	0	0	0	0	0	0	0	11
21:15	0	0	1	6	4	3	1	0	0	0	0	0	0	0	0	15
21:30	0	0	2	0	2	3	1	1	0	0	0	0	0	0	0	9
21:45	0	0	3	5	15	13	8	3	0	0	1	0	0	0	0	48
22:00	0	0	1	1	5	4	1	1	0	0	0	0	0	0	0	13
22:15	1	1	1	3	3	2	1	0	0	0	0	0	0	0	0	12
22:30	0	0	0	1	2	1	0	0	0	0	0	0	0	0	0	4
22:45	0	0	0	0	0	2	1	0	0	1	0	0	0	0	0	4
23:00	1	1	2	5	10	9	3	1	0	1	0	0	0	0	0	33
23:15	0	2	0	2	1	0	2	1	0	0	0	0	0	0	0	8
23:30	0	0	0	2	3	1	1	0	1	0	0	0	0	0	0	8
23:45	0	1	0	1	4	6	0	0	0	1	0	0	0	0	0	13
24:00	0	0	1	1	0	1	2	1	0	0	0	0	0	0	0	6
24:15	0	3	1	6	8	8	5	2	1	0	1	0	0	0	0	35
24:30	0	0	1	1	1	0	1	0	0	0	0	0	0	0	0	4
24:45	0	0	1	1	2	1	0	0	0	0	0	0	0	0	0	5
25:00	0	0	0	2	2	1	0	0	0	0	0	0	0	0	0	5
25:15	0	0	0	1	1	1	0	0	0	0	0	0	0	0	0	3
25:30	0	0	2	5	6	3	1	0	0	0	0	0	0	0	0	17
Total	1	8	30	81	133	108	57	30	13	6	3	0	0	0	2	472
Total Stats	3	12	42	119	196	140	78	49	18	6	4	0	0	0	2	669

15th Percentile : 22 MPH
50th Percentile : 30 MPH
85th Percentile : 36 MPH
95th Percentile : 39 MPH

Mean Speed(Average) : 29 MPH
10 MPH Pace Speed : 26-35 MPH
Number in Pace : 388
Percent in Pace : 58.0%
Number of Vehicles > 30 MPH : 297
Percent of Vehicles > 30 MPH : 44.4%

Traffic Survey Specialists, Inc.

624 Gardenia Terrace, Delray Beach, Florida 33444

Phone (561) 272-3255 Fax (561) 272-4381

West Park, Florida
Broward
SW 46 Avenue South of SW 23 Street

41812
Site Code: 00000041812
Station ID: 009600650022
Date Start: 19-Apr-11
Date End: 20-Apr-11

Southbound

Start Time	0 10	11 15	16 20	21 25	26 30	31 33	34 36	37 39	40 42	43 45	46 48	49 51	52 54	55 57	58 147	Total
4/19/11	0	0	0	0	0	0	0	0	0	0	0	0	0	0	0	0
00:15	0	0	0	1	0	0	0	1	0	0	0	0	0	0	0	2
00:30	0	0	0	0	0	0	0	0	0	0	0	0	0	0	0	0
00:45	0	1	0	0	1	0	0	0	0	0	0	0	0	0	0	2
01:00	0	1	0	1	1	0	0	1	0	0	0	0	0	0	0	4
01:15	0	0	0	0	1	0	0	0	0	0	0	0	0	0	0	1
01:30	0	0	0	0	0	0	0	0	0	0	0	0	0	0	0	0
01:45	0	0	0	0	0	0	0	0	0	0	0	0	0	0	0	0
02:00	0	0	0	0	2	0	0	0	0	0	0	0	0	0	0	2
02:15	0	0	0	0	0	0	0	0	0	0	0	0	0	0	0	0
02:30	0	0	0	0	0	0	0	0	0	0	0	0	0	0	0	0
02:45	0	0	0	0	1	0	0	0	0	0	0	0	0	0	0	1
03:00	0	0	0	0	1	0	0	0	0	0	0	0	0	0	0	1
03:15	0	0	0	0	0	0	0	0	0	0	0	0	0	0	0	0
03:30	0	0	0	0	0	0	0	0	0	0	0	0	0	0	0	0
03:45	0	0	0	0	0	0	0	0	0	0	0	0	0	0	0	0
04:00	0	0	0	0	0	0	0	0	0	0	0	0	0	0	0	0
04:15	0	0	0	0	0	1	1	0	0	0	0	0	0	0	0	2
04:30	0	0	0	0	0	0	0	0	0	0	0	0	0	0	0	0
04:45	0	0	0	0	1	0	0	0	0	0	0	0	0	0	0	1
05:00	0	0	0	0	1	1	1	0	0	0	0	0	0	0	0	3
05:15	0	0	0	0	0	0	0	0	0	0	0	0	0	0	0	0
05:30	0	0	0	0	0	0	0	0	0	0	0	0	0	0	0	0
05:45	0	0	0	0	0	1	0	0	0	0	0	0	0	0	0	1
06:00	0	0	0	0	0	1	0	0	0	0	0	0	0	0	0	1
06:15	0	0	0	0	0	0	0	0	0	0	0	0	0	0	0	0
06:30	0	1	0	0	2	1	0	0	0	0	0	0	0	0	0	4
06:45	0	0	1	2	1	1	1	0	1	0	0	0	0	0	0	7
07:00	0	1	1	2	3	3	2	0	1	0	0	0	0	0	0	13
07:15	0	0	1	3	0	2	2	1	0	0	0	0	0	0	0	9
07:30	0	0	0	1	2	2	2	0	1	0	0	0	0	0	0	8
07:45	0	0	0	0	4	2	1	2	0	0	0	0	1	0	0	10
08:00	0	0	1	2	2	4	1	2	0	2	0	0	0	0	0	13
08:15	0	0	1	6	8	10	6	5	1	2	0	0	1	0	0	40
08:30	0	0	1	0	2	1	0	3	0	1	0	0	0	0	0	8
08:45	0	0	0	2	0	2	2	0	0	1	0	0	0	0	0	7
09:00	0	0	1	0	1	3	1	1	0	0	0	0	0	0	0	7
09:15	0	0	0	3	4	0	0	1	0	0	0	0	0	0	0	8
09:30	0	0	2	5	7	6	3	5	0	2	0	0	0	0	0	30
09:45	0	1	0	0	0	1	1	0	1	0	0	0	0	0	0	4
10:00	0	0	0	0	2	1	2	0	1	0	0	0	0	0	1	7
10:15	0	0	1	0	2	3	0	0	0	0	0	0	0	0	0	6
10:30	0	0	1	1	0	2	1	0	0	0	0	0	0	0	0	5
10:45	0	1	2	1	4	7	4	0	2	0	0	0	0	0	1	22
11:00	0	1	1	3	1	1	0	0	1	0	0	0	0	0	0	8
11:15	0	0	0	0	1	1	1	0	0	0	0	0	0	0	0	3
11:30	0	0	0	3	1	1	3	0	0	0	0	0	0	0	0	8
11:45	0	0	0	1	3	1	1	2	0	0	0	0	0	0	0	8
12:00	0	1	1	7	6	4	5	2	1	0	0	0	0	0	0	27
12:15	1	0	2	0	0	1	0	0	0	0	0	0	0	0	0	4
12:30	0	0	1	1	2	5	2	0	0	0	0	0	0	0	0	11
12:45	0	0	0	3	1	2	0	1	0	0	0	0	0	0	0	7
Total	1	4	10	27	37	42	24	15	6	4	0	0	1	0	1	172

Traffic Survey Specialists, Inc.

624 Gardenia Terrace, Delray Beach, Florida 33444

Phone (561) 272-3255 Fax (561) 272-4381

West Park, Florida
Broward
SW 46 Avenue South of SW 23 Street

41812
Site Code: 00000041812
Station ID: 009600650022
Date Start: 19-Apr-11
Date End: 20-Apr-11

Northbound, Southbound

Start Time	010	1115	1620	2125	2630	3133	3436	3739	4042	4345	4648	4951	5254	5557	58147	Total
4/19/11	0	0	0	0	1	2	0	1	0	0	0	0	0	0	0	4
00:15	0	0	0	1	0	0	0	1	0	0	0	0	0	0	0	2
00:30	0	0	0	1	1	0	0	0	0	0	0	0	0	0	0	2
00:45	0	1	0	3	2	0	0	0	0	0	0	0	0	0	0	6
01:00	0	1	0	5	4	2	0	2	0	0	0	0	0	0	0	14
01:15	0	0	0	0	1	0	0	0	0	0	1	0	0	0	0	2
01:30	0	0	1	0	0	0	0	0	0	0	0	0	0	0	0	1
01:45	0	0	1	0	1	0	0	0	0	0	0	0	0	0	0	2
02:00	0	0	0	0	0	0	0	0	0	0	0	0	0	0	0	0
02:15	0	0	2	0	2	0	0	0	0	0	1	0	0	0	0	5
02:30	0	0	0	0	1	0	0	0	0	0	0	0	0	0	0	1
02:45	0	0	0	0	1	0	0	0	0	0	0	0	0	0	0	1
03:00	0	0	0	0	3	0	0	0	0	0	0	0	0	0	0	3
03:15	0	0	0	0	1	0	0	0	0	0	0	0	0	0	0	1
03:30	0	0	0	0	1	0	1	0	0	0	0	0	0	0	0	2
03:45	0	0	0	0	0	0	0	0	0	0	0	0	0	0	0	0
04:00	0	0	0	0	2	0	1	0	0	0	0	0	0	0	0	3
04:15	0	0	0	0	0	0	0	0	0	0	0	0	0	0	0	0
04:30	0	0	1	0	0	0	0	0	0	0	0	0	0	0	0	1
04:45	0	0	0	0	1	1	1	0	0	0	0	0	0	0	0	3
05:00	0	0	1	0	2	2	2	0	0	0	0	0	0	0	0	7
05:15	0	0	0	0	0	0	1	0	0	0	0	0	0	0	0	1
05:30	0	0	0	0	0	0	0	0	0	0	0	0	0	0	0	0
05:45	0	0	0	0	2	1	0	0	0	0	0	0	0	0	0	3
06:00	0	0	0	0	2	1	1	0	0	0	0	0	0	0	0	4
06:15	0	0	0	0	2	0	0	0	0	0	0	0	0	0	0	2
06:30	0	1	0	0	4	2	1	1	0	0	0	0	0	0	0	9
06:45	0	0	1	2	1	1	1	0	2	0	0	0	0	0	0	8
07:00	0	1	1	2	7	4	3	2	2	0	0	0	0	0	0	22
07:15	0	0	3	7	3	2	2	1	0	0	0	0	0	0	0	18
07:30	0	0	1	2	10	3	2	2	1	0	0	0	0	0	0	21
07:45	0	1	0	1	8	3	1	3	0	0	0	0	1	0	0	18
08:00	0	0	1	2	6	6	1	2	1	2	0	0	0	0	0	21
08:15	0	1	5	12	27	14	6	8	2	2	0	0	1	0	0	78
08:30	1	0	1	3	5	4	2	3	0	1	0	0	0	0	0	20
08:45	0	0	0	3	0	3	3	1	0	1	0	0	0	0	0	11
09:00	0	1	2	4	1	4	2	1	1	0	0	0	0	0	0	16
09:15	0	0	1	5	5	3	0	3	0	0	0	0	0	0	0	17
09:30	1	1	4	15	11	14	7	8	1	2	0	0	0	0	0	64
09:45	0	2	0	1	2	2	1	0	1	0	0	0	0	0	0	9
10:00	0	0	0	1	5	3	2	0	1	0	0	0	0	0	1	13
10:15	0	0	1	2	4	5	2	1	0	0	0	0	0	0	0	15
10:30	1	0	1	2	0	2	3	0	0	0	0	0	0	0	0	9
10:45	1	2	2	6	11	12	8	1	2	0	0	0	0	0	1	46
11:00	0	1	1	5	1	2	0	2	2	0	0	0	0	0	0	14
11:15	0	0	0	1	2	2	2	0	0	0	0	0	0	0	0	7
11:30	0	1	0	4	4	3	5	0	0	0	0	0	0	0	0	17
11:45	0	0	1	2	9	2	1	3	0	0	0	0	0	0	0	18
12:00	0	2	2	12	16	9	8	5	2	0	0	0	0	0	0	56
12:15	1	0	4	0	1	1	1	2	0	0	0	0	0	0	0	10
12:30	0	0	1	2	5	6	4	2	1	0	0	0	0	0	0	21
12:45	0	0	0	6	3	6	2	2	0	0	0	0	0	0	0	19
Total	1	0	5	13	13	16	9	8	2	0	0	0	0	0	0	67
Total	3	8	22	65	100	74	45	34	11	4	1	0	1	0	1	369

Traffic Survey Specialists, Inc.

West Park, Florida
Broward
SW 46 Avenue South of SW 27 Street

624 Gardenia Terrace, Delray Beach, Florida 33444
Phone (561) 272-3255 Fax (561) 272-4381

41811
Site Code: 00000041811
Station ID: 000110252067
Date Start: 19-Apr-11
Date End: 20-Apr-11

Northbound

Start Time	0 10	11 15	16 20	21 25	26 30	31 33	34 36	37 39	40 42	43 45	46 48	49 51	52 54	55 57	58 147	Total
4/19/11	0	0	0	0	1	1	1	0	0	0	0	0	0	0	0	3
00:15	0	0	0	0	0	1	0	0	0	0	0	0	0	0	0	1
00:30	0	0	1	0	1	0	0	0	0	0	0	0	0	0	0	2
00:45	0	0	1	1	1	2	0	0	0	0	0	0	0	0	0	5
01:00	0	0	2	1	3	4	1	0	0	0	0	0	0	0	0	11
01:15	0	0	0	0	0	0	0	0	0	0	0	0	0	0	0	0
01:30	0	0	0	0	0	0	0	0	0	0	0	0	0	0	0	0
01:45	0	0	0	1	0	0	0	0	0	0	0	0	0	0	0	1
02:00	0	0	0	1	0	0	0	0	0	0	0	0	0	0	0	1
02:15	0	0	3	0	0	0	0	0	0	0	0	0	0	0	0	3
02:30	0	0	0	0	0	0	0	0	1	0	0	0	0	0	0	1
02:45	0	0	0	0	0	0	0	0	0	0	0	0	0	0	0	0
03:00	0	0	3	0	0	0	0	1	0	0	0	0	0	0	0	4
03:15	0	0	0	1	0	0	0	0	0	0	0	0	0	0	0	1
03:30	0	0	0	0	1	0	0	0	0	0	0	0	0	0	0	1
03:45	0	0	0	0	0	0	0	0	0	0	0	0	0	0	0	0
04:00	0	0	0	1	2	0	0	0	0	0	0	0	0	0	0	3
04:15	0	0	0	0	0	0	1	0	0	0	0	0	0	0	0	1
04:30	0	0	0	0	0	0	0	0	0	0	0	0	0	0	0	0
04:45	0	0	0	0	0	0	0	1	0	0	0	0	0	0	0	1
05:00	0	0	0	0	0	0	1	1	0	0	0	0	0	0	0	2
05:15	0	0	0	2	0	0	0	0	0	0	0	0	0	0	0	2
05:30	0	0	0	0	0	0	0	0	0	0	0	0	0	0	0	0
05:45	0	0	0	0	1	0	0	0	0	0	0	0	0	0	0	1
06:00	0	0	0	2	2	0	0	0	0	0	0	0	0	0	0	4
06:15	0	0	0	0	0	2	0	0	0	0	0	0	0	0	0	2
06:30	0	0	1	0	0	1	0	0	0	0	0	0	0	0	0	2
06:45	0	0	0	1	0	1	0	1	0	0	0	0	0	0	0	3
07:00	0	0	1	1	0	4	1	1	0	0	0	0	0	0	0	8
07:15	0	0	0	0	3	3	0	0	0	0	0	0	0	0	0	6
07:30	0	0	1	1	7	1	0	0	0	1	1	0	0	0	0	12
07:45	0	0	0	2	3	3	1	0	1	0	0	0	0	0	0	10
08:00	0	0	0	0	2	2	1	1	0	0	0	0	0	0	0	6
08:15	0	0	1	3	15	9	2	1	1	1	1	0	0	0	0	34
08:30	0	1	3	2	5	1	4	2	0	0	0	0	0	0	0	18
08:45	0	0	1	2	0	1	0	1	0	1	0	0	0	0	0	6
09:00	0	0	3	3	2	0	1	1	0	1	0	0	0	0	0	11
09:15	0	0	0	3	2	1	3	0	1	0	0	0	0	0	0	10
09:30	0	1	7	10	9	3	8	4	1	2	0	0	0	0	0	45
09:45	0	0	0	1	2	1	0	0	0	0	0	0	0	0	0	4
10:00	0	0	0	1	1	2	2	2	0	1	0	0	0	0	0	7
10:15	0	0	0	2	4	4	0	2	0	0	0	0	0	0	0	12
10:30	0	0	1	1	0	1	1	0	1	0	0	0	0	0	0	5
10:45	0	0	1	5	7	8	3	2	1	1	0	0	0	0	0	28
11:00	0	0	1	2	1	0	1	2	1	1	0	0	0	0	0	9
11:15	1	0	2	2	1	1	0	0	0	1	0	0	0	0	0	8
11:30	0	0	0	2	2	4	1	0	0	0	0	0	0	0	0	9
11:45	0	0	2	1	3	3	0	0	1	0	0	0	0	0	0	10
Total	1	0	5	7	7	8	2	2	2	2	0	0	0	0	0	36
	0	0	1	0	2	3	0	0	1	0	0	0	0	0	0	7
	0	0	1	2	2	1	1	0	0	0	0	0	0	0	0	7
	0	0	0	2	5	2	2	0	2	0	0	0	0	0	0	13
	0	0	0	3	2	1	0	1	0	0	0	0	0	0	0	7
	0	0	2	7	11	7	3	1	2	1	0	0	0	0	0	34
Total	1	1	22	38	56	43	21	12	8	7	1	0	0	0	0	210

West Park, Florida
 Broward
 SW 46 Avenue South of SW 27 Street

Traffic Survey Specialists, Inc.
 624 Gardenia Terrace, Delray Beach, Florida 33444
 Phone (561) 272-3255 Fax (561) 272-4381

Page 3
 41811
 Site Code: 00000041811
 Station ID: 000110252067
 Date Start: 19-Apr-11
 Date End: 20-Apr-11

Southbound

Start Time	0 10	11 15	16 20	21 25	26 30	31 33	34 36	37 39	40 42	43 45	46 48	49 51	52 54	55 57	58 147	Total
4/19/11	0	0	0	0	0	0	0	0	0	0	0	0	0	0	0	0
00:15	0	0	0	0	0	0	0	0	0	0	0	0	0	0	0	0
00:30	0	0	0	0	2	0	0	0	0	0	0	0	0	0	0	2
00:45	0	0	1	0	1	0	0	1	0	0	0	0	0	0	0	3
01:00	0	0	1	0	3	0	0	1	0	0	0	0	0	0	0	5
01:15	0	0	0	0	0	0	1	0	0	0	0	0	0	0	0	1
01:30	0	0	0	2	0	0	0	0	0	0	0	0	0	0	0	2
01:45	0	0	0	0	1	0	0	0	0	0	0	0	0	0	0	1
02:00	0	0	0	0	0	0	0	0	0	0	0	0	0	0	0	0
02:15	0	0	0	2	1	0	1	0	0	0	0	0	0	0	0	4
02:30	0	0	0	0	0	0	0	0	0	0	0	0	0	0	0	0
02:45	0	0	0	0	0	0	0	0	0	0	0	0	0	0	0	0
03:00	0	0	0	0	0	0	0	0	0	0	0	0	0	0	0	0
03:15	0	0	0	0	1	0	0	0	0	0	0	0	0	0	0	1
03:30	0	0	0	0	0	0	0	0	0	0	0	0	0	0	0	0
03:45	0	0	0	0	2	0	0	0	0	0	0	0	0	0	0	2
04:00	0	0	0	0	0	0	0	0	0	0	0	0	0	0	0	0
04:15	0	0	0	0	3	0	0	0	0	0	0	0	0	0	0	3
04:30	0	0	0	0	0	0	0	0	0	0	0	0	0	0	0	0
04:45	0	0	0	0	0	0	0	0	0	0	0	0	0	0	0	0
05:00	0	0	0	0	1	0	0	1	0	0	0	0	0	0	0	2
05:15	0	0	0	0	0	1	0	0	0	0	0	0	0	0	0	1
05:30	0	0	0	0	0	0	0	0	0	0	0	0	0	0	0	0
05:45	0	0	0	0	1	0	2	0	0	1	0	0	0	0	0	4
06:00	0	0	0	0	1	1	3	0	0	1	0	0	0	0	0	6
06:15	0	0	0	0	0	0	0	0	0	0	0	0	0	0	0	0
06:30	0	0	0	0	1	1	1	1	0	0	0	0	0	0	0	3
06:45	0	0	0	2	0	0	0	0	0	0	0	0	0	0	0	2
07:00	0	0	1	0	2	0	0	0	1	0	0	0	0	0	0	4
07:15	0	0	1	0	4	1	1	1	1	0	0	0	0	0	0	9
07:30	1	0	1	2	1	2	1	0	1	0	0	0	0	0	0	9
07:45	0	0	0	3	6	1	2	1	0	0	0	0	0	0	0	13
08:00	0	0	0	2	4	2	2	1	1	0	1	0	0	0	0	13
08:15	1	0	1	3	2	1	7	1	1	0	0	0	0	0	0	15
08:30	0	1	0	10	13	6	12	3	3	0	1	0	0	0	0	50
08:45	0	1	0	1	3	1	2	1	1	0	0	0	0	0	0	10
09:00	0	0	1	0	1	2	1	0	1	0	0	0	0	0	0	6
09:15	0	0	0	2	2	3	2	0	0	0	0	0	0	0	0	9
09:30	0	0	0	2	2	2	1	1	0	0	0	0	0	0	0	8
09:45	0	1	1	5	8	8	6	2	2	0	0	0	0	0	0	33
10:00	0	0	0	0	1	2	3	1	0	0	0	0	0	0	0	7
10:15	0	0	1	0	3	1	2	3	1	1	0	0	0	0	0	12
10:30	0	0	0	3	2	3	0	0	0	0	0	0	0	0	0	8
10:45	0	0	0	2	2	1	1	0	0	0	0	0	0	0	0	4
11:00	0	0	1	3	8	7	6	4	1	1	0	0	0	0	0	31
11:15	0	0	1	0	2	0	1	0	0	0	1	0	1	0	0	6
11:30	0	0	0	2	1	0	0	1	0	0	0	0	0	0	0	4
11:45	0	0	0	2	1	1	1	0	0	1	0	0	0	0	0	5
Total	0	0	0	2	3	1	1	0	1	0	1	0	0	0	0	8
Total	1	1	8	29	57	31	37	17	8	4	3	0	1	0	0	197

Traffic Survey Specialists, Inc.

West Park, Florida
Broward
SW 44 Avenue South of SW 19 Street

624 Gardenia Terrace, Delray Beach, Florida 33444
Phone (561) 272-3255 Fax (561) 272-4381

41815
Site Code: 00000041815
Station ID: 009601100052
Date Start: 19-Apr-11
Date End: 20-Apr-11

Northbound

Table with columns: Start Time, 0, 11, 16, 21, 26, 31, 34, 37, 40, 43, 46, 49, 52, 55, 58, Total. Rows list time intervals from 12 PM to 23:45 with corresponding counts for each interval.

Stats 15th Percentile : 23 MPH
50th Percentile : 30 MPH
85th Percentile : 36 MPH
95th Percentile : 40 MPH

Mean Speed(Average) : 30 MPH
10 MPH Pace Speed : 26-35 MPH
Number in Pace : 631
Percent in Pace : 60.4%
Number of Vehicles > 30 MPH : 463
Percent of Vehicles > 30 MPH : 44.3%

Traffic Survey Specialists, Inc.
624 Gardenia Terrace, Delray Beach, Florida 33444
Phone (561) 272-3255 Fax (561) 272-4381

West Park, Florida
Broward
SW 44 Avenue South of SW 19 Street

41815
Site Code: 00000041815
Station ID: 009601100052
Date Start: 19-Apr-11
Date End: 20-Apr-11

Southbound

Table with 18 columns: Start Time, 0-10, 11-15, 16-20, 21-25, 26-30, 31-33, 34-36, 37-39, 40-42, 43-45, 46-48, 49-51, 52-54, 55-57, 58-147, Total. Rows list time intervals from 12:00 PM to 23:45 PM.

Summary statistics table for 15th, 50th, 85th, and 95th Percentiles, Mean Speed(Average), and 10 MPH Pace Speed.

Detailed summary statistics including Number in Pace, Percent in Pace, Number of Vehicles > 30 MPH, and Percent of Vehicles > 30 MPH.

Traffic Survey Specialists, Inc.

624 Gardenia Terrace, Delray Beach, Florida 33444

Phone (561) 272-3255 Fax (561) 272-4381

West Park, Florida
Broward
SW 44 Avenue South of SW 19 Street

41815
Site Code: 00000041815
Station ID: 009601100052
Date Start: 19-Apr-11
Date End: 20-Apr-11

Northbound, Southbound

Start Time	010	1115	1620	2125	2630	3133	3436	3739	4042	4345	4648	4951	5254	5557	58147	Total
4/19/11	0	0	1	0	2	0	0	0	0	0	0	0	0	0	0	3
00:15	0	0	0	0	1	0	0	0	0	0	0	0	0	0	0	1
00:30	0	1	1	1	0	0	0	0	0	0	0	0	0	0	0	3
00:45	0	0	3	0	1	0	0	0	0	0	0	0	0	0	0	4
01:00	0	1	5	1	4	0	0	0	0	0	0	0	0	0	0	11
01:15	0	1	0	0	0	0	0	0	0	0	0	0	0	0	0	1
01:30	0	0	2	0	2	0	0	0	0	0	0	0	0	0	0	4
01:45	0	0	1	2	0	0	0	0	0	0	0	0	0	0	0	3
02:00	0	1	3	3	2	1	0	1	0	0	0	0	0	0	0	11
02:15	0	1	1	1	2	0	0	0	0	0	0	0	0	0	0	0
02:30	0	0	0	1	1	0	0	0	0	0	0	0	0	0	0	2
02:45	0	0	0	0	0	0	0	0	0	0	0	0	0	0	0	0
03:00	0	1	1	2	3	0	0	0	0	0	0	0	0	0	0	7
03:15	0	0	0	1	0	0	1	0	0	0	0	0	0	0	0	2
03:30	0	0	0	0	0	0	0	0	0	0	0	0	0	0	0	0
03:45	0	1	0	0	0	0	0	0	0	0	0	0	0	0	0	1
04:00	0	1	0	1	0	1	1	0	0	0	0	0	0	0	0	4
04:15	0	0	0	0	2	0	0	1	0	0	0	0	0	0	0	3
04:30	0	0	0	0	1	0	0	0	0	0	0	0	0	0	0	1
04:45	0	0	0	0	0	0	0	0	1	0	0	0	0	0	0	1
05:00	0	0	0	0	5	1	0	1	1	0	0	0	0	0	0	8
05:15	0	0	0	1	2	0	2	2	0	0	0	0	0	0	0	7
05:30	0	0	0	0	1	1	2	0	0	0	0	0	0	0	0	4
05:45	0	0	0	1	0	0	1	0	0	0	0	0	0	0	0	2
06:00	0	0	0	3	5	2	4	3	0	1	0	0	0	0	0	18
06:15	0	0	0	1	3	2	0	1	0	0	0	0	0	0	0	7
06:30	0	0	3	3	8	2	2	2	2	1	0	0	0	0	0	17
06:45	0	0	3	3	8	2	2	1	1	0	1	0	0	0	0	21
07:00	0	0	2	5	6	3	5	1	0	0	0	0	0	0	0	22
07:15	0	0	5	12	22	9	9	5	3	1	1	0	0	0	0	67
07:30	0	0	2	3	10	4	1	5	3	0	0	0	0	0	0	28
07:45	0	0	1	6	10	7	4	5	3	0	0	1	1	0	0	38
08:00	0	0	2	3	3	4	5	2	3	0	0	0	0	0	0	22
08:15	0	0	1	5	9	3	8	3	3	1	0	0	0	0	0	33
08:30	0	0	6	17	32	18	18	15	12	1	0	1	1	0	0	121
08:45	0	2	5	1	13	4	2	2	2	1	1	0	0	0	0	33
09:00	0	0	2	4	11	4	2	4	1	1	0	0	0	0	0	29
09:15	0	0	2	4	11	4	2	1	2	0	0	0	0	0	0	26
09:30	0	0	1	4	9	6	4	2	0	0	0	0	0	0	0	26
09:45	0	2	10	13	44	18	10	9	5	2	1	0	0	0	0	114
10:00	1	0	1	2	4	5	1	1	0	1	1	0	0	0	0	17
10:15	0	2	1	3	4	8	5	8	2	0	0	0	0	0	0	33
10:30	0	0	0	2	3	1	3	3	2	1	0	0	0	0	0	15
10:45	0	0	0	5	7	1	2	6	2	1	0	0	0	0	0	24
11:00	1	2	2	12	18	15	11	18	6	3	1	0	0	0	0	89
11:15	0	1	2	3	5	5	3	2	0	0	0	0	0	0	0	21
11:30	0	0	1	2	3	4	1	0	1	0	0	0	0	0	0	12
11:45	0	1	0	3	10	3	6	1	1	0	0	0	0	0	0	25
12:00	0	0	3	9	6	2	1	2	1	0	0	0	0	0	0	24
12:15	0	2	6	17	24	14	11	5	3	0	0	0	0	0	0	82
12:30	0	0	0	5	7	0	2	3	1	0	0	0	0	0	0	18
12:45	0	0	0	1	16	4	5	2	0	0	0	0	0	0	0	28
13:00	0	0	1	3	8	7	1	4	0	1	0	0	0	0	0	25
13:15	1	0	0	3	10	5	4	0	0	0	0	0	0	0	0	23
13:30	1	0	1	12	41	16	12	9	1	1	0	0	0	0	0	94
Total	2	10	39	93	200	95	76	66	31	9	3	1	1	0	0	626

West Park, Florida
Broward
SW 40 Avenue South of SW 22 Street

Traffic Survey Specialists, Inc.
624 Gardenia Terrace, Delray Beach, Florida 33444
Phone (561) 272-3255 Fax (561) 272-4381

41817
Site Code: 00000041817
Station ID: 000210521057
Date Start: 19-Apr-11
Date End: 20-Apr-11

Northbound, Southbound

Start Time	010	1115	1620	2125	2630	3133	3436	3739	4042	4345	4648	4951	5254	5557	58147	Total
4/19/11	0	0	0	1	1	8	4	2	1	1	0	0	0	0	0	18
00:15	0	0	0	0	1	1	2	6	3	1	0	0	0	0	0	14
00:30	0	0	0	0	7	2	2	3	1	1	1	0	0	0	0	17
00:45	0	0	0	1	0	1	2	1	2	3	0	0	0	0	0	10
01:00	0	0	0	2	9	12	10	12	7	6	1	0	0	0	0	59
01:15	0	0	0	1	0	1	2	2	1	2	0	0	0	0	0	9
01:30	0	0	0	1	5	0	1	2	0	0	0	1	0	0	0	10
01:45	0	0	0	0	1	0	4	3	0	1	1	0	0	0	0	10
02:00	0	0	0	0	1	0	0	4	7	1	0	0	0	0	0	13
02:15	0	0	0	2	7	1	7	11	8	4	1	1	0	0	0	42
02:30	0	0	0	0	1	1	2	2	1	1	2	0	0	0	0	10
02:45	0	0	0	0	0	1	1	3	2	2	0	0	0	0	0	6
03:00	0	0	0	0	0	1	1	3	2	2	0	0	0	0	0	9
03:15	0	0	0	0	2	5	4	8	4	6	2	0	0	0	0	31
03:30	0	0	0	0	1	2	3	2	1	1	0	0	0	0	0	10
03:45	0	0	0	0	0	0	2	1	2	0	0	0	1	0	0	6
04:00	0	0	0	0	1	2	1	3	1	0	0	0	0	0	0	8
04:15	0	0	0	0	1	2	2	2	2	1	0	0	1	1	0	12
04:30	0	0	0	0	3	6	8	8	6	2	0	0	2	1	0	36
04:45	0	0	0	0	0	3	3	1	1	0	0	1	1	0	0	10
05:00	0	0	0	1	0	0	1	2	1	1	0	0	0	0	0	6
05:15	0	0	0	0	1	5	3	2	0	0	0	1	0	0	0	12
05:30	0	0	0	0	1	2	3	2	0	0	0	1	0	0	0	14
05:45	0	0	0	0	1	2	3	5	2	4	0	0	0	0	1	23
06:00	0	0	0	1	3	1	3	3	5	4	3	3	0	0	0	26
06:15	0	0	0	2	6	8	12	11	14	10	6	4	2	0	1	76
06:30	0	0	0	3	3	1	7	5	5	2	0	1	0	0	1	28
06:45	0	2	0	3	3	9	15	9	5	3	3	1	1	2	0	56
07:00	0	1	2	1	9	13	16	12	6	5	2	3	0	0	0	70
07:15	0	3	2	10	18	25	44	35	19	11	6	6	2	2	1	184
07:30	0	0	0	4	7	11	18	10	13	7	2	1	1	1	0	75
07:45	0	0	0	2	7	18	38	37	12	5	1	0	0	0	1	121
08:00	0	0	2	11	11	19	30	23	10	5	3	1	0	0	0	115
08:15	0	0	0	0	10	27	19	24	20	15	0	4	0	0	0	119
08:30	0	0	2	17	35	75	105	94	55	32	6	6	1	1	1	430
08:45	0	0	0	2	12	19	27	25	15	10	8	2	0	0	0	120
09:00	0	0	0	2	22	18	27	11	9	6	1	0	0	0	0	96
09:15	0	0	0	3	17	19	23	13	10	2	2	1	0	0	0	90
09:30	0	0	2	3	8	23	17	21	10	5	3	3	1	0	0	96
09:45	0	0	2	10	59	79	94	70	44	23	14	6	1	0	0	402
10:00	0	0	1	2	5	13	18	9	4	4	0	4	1	1	0	62
10:15	0	0	0	2	4	16	18	12	9	5	3	4	1	0	0	74
10:30	0	0	3	2	17	12	20	7	5	6	3	1	0	0	0	76
10:45	0	0	0	0	1	9	6	20	16	10	5	2	2	1	0	72
11:00	0	0	4	7	35	47	76	44	28	20	8	11	3	1	0	284
11:15	0	0	0	3	12	17	13	17	5	4	2	1	0	0	0	74
11:30	0	0	0	3	9	8	12	17	10	6	2	1	0	0	0	68
11:45	0	0	0	0	1	11	11	21	7	4	3	1	1	0	1	61
	0	0	1	7	28	56	47	74	34	19	7	3	2	2	1	281
11:00	0	1	0	3	16	13	19	15	6	1	1	0	0	0	0	75
11:15	0	1	0	0	11	11	14	12	12	6	2	0	0	0	0	69
11:30	1	0	2	3	11	16	15	15	9	1	1	1	0	0	0	75
11:45	0	0	2	1	7	15	20	15	7	4	0	1	1	0	0	73
Total	1	2	4	7	45	55	68	57	34	12	4	2	1	0	0	292
Total	1	5	15	65	251	379	484	432	255	147	56	42	15	7	5	2159

West Park, Florida
Broward
SW 40 Avenue South of SW 25 Street

Traffic Survey Specialists, Inc.
624 Gardenia Terrace, Delray Beach, Florida 33444
Phone (561) 272-3255 Fax (561) 272-4381

41818
Site Code: 00000041818
Station ID: 009601150098
Date Start: 19-Apr-11
Date End: 20-Apr-11

Northbound

Start Time	0 10	11 15	16 20	21 25	26 30	31 33	34 36	37 39	40 42	43 45	46 48	49 51	52 54	55 57	58 147	Total
4/19/11	0	0	0	0	2	1	4	3	0	0	0	0	0	0	0	10
00:15	0	0	0	1	1	1	2	0	1	0	1	0	0	0	0	7
00:30	0	0	0	1	0	0	0	0	3	0	1	0	0	0	0	5
00:45	0	0	0	0	0	1	1	1	2	0	0	0	0	0	0	5
01:00	0	0	0	2	3	3	7	4	6	0	2	0	0	0	0	27
01:15	0	0	0	0	0	2	0	0	1	0	0	0	0	0	0	3
01:30	0	0	0	0	0	0	0	0	0	0	1	0	1	0	0	2
01:45	0	0	0	0	2	0	0	0	1	1	0	0	0	0	0	4
02:00	0	0	0	0	2	2	0	1	2	3	2	0	1	0	0	13
02:15	0	0	0	1	0	0	0	1	0	0	0	0	0	0	0	4
02:30	0	0	0	0	0	0	2	0	0	1	0	0	0	0	0	2
02:45	0	0	0	1	0	1	1	0	0	1	0	0	0	0	0	3
03:00	0	0	0	2	2	2	3	2	0	1	0	0	0	0	0	12
03:15	0	0	0	0	0	1	2	1	1	0	0	0	0	0	0	5
03:30	0	0	0	0	0	0	2	1	0	0	0	0	0	1	0	4
03:45	0	0	0	0	0	1	2	2	0	1	0	0	0	0	0	6
04:00	0	0	0	0	0	0	0	1	0	1	0	1	1	1	0	4
04:15	0	0	0	0	2	6	5	1	2	0	1	1	1	0	0	19
04:30	0	0	0	0	1	3	1	0	0	0	0	0	0	1	0	6
04:45	0	0	0	0	0	2	1	1	1	0	0	1	0	0	0	5
05:00	0	0	0	1	1	2	6	4	2	1	1	2	0	2	0	21
05:15	0	0	1	0	1	1	1	0	1	2	1	1	0	0	0	9
05:30	0	0	0	0	0	0	2	3	2	3	0	0	0	0	1	11
05:45	0	0	1	0	1	2	4	5	1	1	0	2	0	0	0	17
06:00	0	0	0	0	3	1	2	3	4	2	2	2	0	0	0	19
06:15	0	0	2	0	5	4	9	11	8	8	3	5	0	0	1	56
06:30	0	0	0	0	0	3	3	3	1	3	1	0	0	1	0	15
06:45	0	0	0	0	1	5	3	1	3	1	0	0	0	0	0	14
07:00	0	0	0	2	2	5	6	9	4	5	2	2	0	0	0	37
07:15	0	0	0	3	3	6	14	2	2	7	0	0	0	0	0	37
07:30	0	0	0	5	5	15	28	17	8	18	4	2	0	1	0	103
07:45	0	0	1	7	6	7	9	11	0	0	2	1	0	0	0	44
08:00	0	0	0	2	7	13	25	15	4	3	0	0	0	0	1	70
08:15	0	0	0	2	13	21	11	12	7	2	1	0	0	0	0	69
08:30	0	0	2	2	7	20	11	17	3	4	0	0	0	0	0	66
08:45	0	0	3	13	33	61	56	55	14	9	3	1	0	0	1	249
09:00	0	0	1	1	7	15	20	4	7	4	2	0	0	0	0	61
09:15	0	0	0	12	8	13	11	9	4	2	1	1	1	0	0	62
09:30	0	0	0	3	11	10	7	7	3	1	0	2	1	0	0	45
09:45	0	0	1	3	12	11	13	10	4	2	2	0	1	0	1	60
10:00	0	0	2	19	38	49	51	30	18	9	5	3	3	0	1	228
10:15	0	0	0	3	7	9	10	7	3	1	3	0	0	0	0	43
10:30	0	0	0	2	8	8	6	5	2	2	0	4	0	0	0	37
10:45	0	0	0	3	3	14	4	7	5	0	0	1	0	0	0	37
11:00	0	0	1	1	5	8	5	9	3	1	1	0	0	0	1	35
11:15	0	0	1	9	23	39	25	28	13	4	4	5	0	0	1	152
11:30	0	0	0	1	5	12	6	4	2	2	1	0	0	0	0	33
11:45	0	0	2	0	3	9	5	5	0	2	0	2	0	0	0	28
Total	1	0	11	61	160	236	251	201	106	68	27	22	5	4	4	1157

Traffic Survey Specialists, Inc.

West Park, Florida
Broward
SW 38 Avenue South of SW 26 Street

624 Gardenia Terrace, Delray Beach, Florida 33444
Phone (561) 272-3255 Fax (561) 272-4381

41820
Site Code: 00000041820
Station ID: 000110252028
Date Start: 19-Apr-11
Date End: 20-Apr-11

Northbound

Start Time	0 10	11 15	16 20	21 25	26 30	31 33	34 36	37 39	40 42	43 45	46 48	49 51	52 54	55 57	58 147	Total
4/19/11	0	0	0	0	0	0	0	0	0	0	0	0	0	0	0	0
00:15	0	0	0	0	0	0	0	0	0	0	0	0	0	0	0	0
00:30	0	0	0	0	0	0	0	0	0	0	0	0	0	0	0	0
00:45	0	0	0	0	0	0	0	0	0	0	0	0	0	0	0	0
01:00	0	0	0	0	0	0	0	0	0	0	0	0	0	0	0	0
01:15	0	0	0	0	0	0	0	0	0	0	0	0	0	0	0	0
01:30	0	0	0	0	0	0	0	0	0	0	0	0	0	0	0	0
01:45	0	0	0	0	0	0	0	1	0	0	0	0	0	0	0	1
02:00	0	0	0	0	0	0	0	1	0	0	0	0	0	0	0	1
02:15	0	0	0	0	0	0	0	0	0	0	0	0	0	0	0	0
02:30	0	0	0	0	1	0	0	0	0	0	0	0	0	0	0	1
02:45	0	0	0	0	1	0	0	0	0	0	0	0	0	0	0	1
03:00	0	0	0	1	2	0	0	0	0	0	0	0	0	0	0	2
03:15	0	0	0	0	0	0	0	0	0	0	0	0	0	0	0	0
03:30	0	0	0	1	0	0	0	0	0	0	0	0	0	0	0	1
03:45	0	0	0	0	0	0	0	0	0	0	0	0	0	0	0	0
04:00	0	0	0	2	0	0	0	0	0	0	0	0	0	0	0	2
04:15	0	0	0	0	0	0	0	0	0	0	0	0	0	0	0	0
04:30	0	0	0	0	1	0	0	0	0	0	0	0	0	0	0	1
04:45	0	0	0	1	0	0	0	0	0	0	0	0	0	0	0	1
05:00	0	0	0	1	1	0	0	0	0	0	0	0	0	0	0	2
05:15	0	0	0	0	1	0	0	0	0	0	0	0	0	0	0	1
05:30	0	0	0	0	0	0	0	0	0	0	0	0	0	0	0	0
05:45	0	0	0	0	0	0	0	0	0	0	0	0	0	0	0	0
06:00	0	0	0	0	1	0	0	0	0	0	0	0	0	0	0	1
06:15	0	0	0	0	0	0	0	0	0	1	0	0	0	0	0	1
06:30	0	0	1	0	1	0	0	0	0	0	0	0	0	0	0	2
06:45	0	0	0	0	0	1	0	2	0	0	0	0	0	0	0	1
07:00	0	0	1	0	2	1	2	0	0	1	0	0	0	0	0	7
07:15	0	0	1	0	2	1	0	0	0	0	0	0	0	0	0	4
07:30	0	0	0	0	0	0	0	0	0	0	0	0	0	0	0	0
07:45	0	0	0	0	1	1	0	2	0	0	0	0	0	0	0	4
08:00	0	0	1	0	3	2	0	2	0	0	1	0	0	0	0	9
08:15	0	0	1	0	0	4	2	2	0	0	0	0	0	0	0	9
08:30	0	0	0	1	0	0	0	0	0	0	0	0	0	0	0	1
08:45	0	0	0	0	2	0	1	0	0	0	0	0	0	0	0	3
09:00	0	0	1	2	2	4	3	2	0	0	0	0	0	0	0	14
09:15	0	0	0	0	2	0	0	0	0	0	0	0	0	0	0	2
09:30	0	0	0	0	0	0	0	1	0	0	0	0	0	0	0	1
09:45	0	0	0	1	0	0	0	0	1	0	0	0	0	0	0	2
10:00	0	1	0	2	1	0	0	0	0	0	0	0	0	0	0	4
10:15	0	1	0	2	4	0	0	1	1	0	0	0	0	0	0	9
10:30	0	0	1	0	0	0	0	0	0	1	0	0	0	0	0	2
10:45	0	0	0	0	1	0	0	0	0	0	0	0	0	0	0	1
11:00	0	1	1	3	0	0	0	0	1	0	0	0	0	0	0	6
11:15	0	1	2	3	1	0	0	0	1	1	0	0	0	0	0	9
11:30	0	0	0	1	0	1	0	0	0	0	0	0	0	0	0	2
11:45	0	0	1	1	0	0	0	0	0	0	0	0	0	0	0	2
Total	0	2	6	12	18	8	5	6	2	2	1	0	0	0	0	62

Traffic Survey Specialists, Inc.

624 Gardenia Terrace, Delray Beach, Florida 33444

Phone (561) 272-3255 Fax (561) 272-4381

West Park, Florida
Broward
SW 38 Avenue South of SW 26 Street

41820
Site Code: 00000041820
Station ID: 000110252028
Date Start: 19-Apr-11
Date End: 20-Apr-11

Northbound

Start Time	010	1115	1620	2125	2630	3133	3436	3739	4042	4345	4648	4951	5254	5557	58147	Total
12 PM	0	0	0	2	0	0	1	2	0	0	0	0	0	0	0	5
12:15	0	0	0	0	5	2	1	2	0	1	0	0	0	0	0	11
12:30	0	0	1	0	0	2	0	1	0	0	0	0	0	0	0	4
12:45	0	0	0	1	1	1	0	0	1	0	0	0	0	0	0	4
13:00	0	0	1	3	6	5	2	5	1	1	0	0	0	0	0	24
13:15	0	0	0	0	0	0	1	0	0	0	1	1	0	0	0	4
13:30	0	0	0	0	0	0	0	0	0	0	0	0	0	0	0	0
13:45	0	0	0	1	0	0	1	0	0	0	0	0	0	0	0	2
14:00	0	0	0	3	2	1	1	0	0	0	0	0	0	0	0	7
14:15	0	0	1	4	2	1	3	0	0	0	1	1	0	0	0	13
14:30	0	0	0	0	0	0	0	0	0	0	0	0	0	0	0	0
14:45	0	0	0	1	0	1	0	0	0	0	0	0	0	0	0	3
15:00	0	0	0	1	1	0	0	0	0	0	0	0	0	0	0	2
15:15	0	0	0	2	2	1	1	0	0	0	0	0	0	0	0	7
15:30	0	0	0	1	0	0	0	0	0	1	0	0	0	0	0	2
15:45	0	0	0	0	0	0	0	0	0	0	0	0	0	0	0	0
16:00	0	1	1	2	1	4	1	1	0	2	0	0	0	0	0	13
16:15	0	1	0	2	1	0	0	1	0	0	0	0	0	0	0	5
16:30	0	0	0	1	1	1	0	1	0	0	0	0	0	0	0	4
16:45	0	0	0	1	1	0	1	0	0	0	0	0	0	0	0	3
17:00	0	0	0	0	2	2	1	1	0	1	0	0	2	0	0	9
17:15	0	1	0	4	5	3	2	3	0	1	0	0	2	0	0	21
17:30	1	1	2	1	0	0	1	0	0	0	0	0	0	0	0	6
17:45	0	0	0	0	0	0	0	1	0	0	0	0	0	0	0	1
18:00	0	0	0	0	0	2	0	1	0	0	0	0	0	0	0	3
18:15	0	0	0	1	1	1	0	1	0	0	0	0	0	0	0	4
18:30	0	0	2	0	0	2	1	2	0	0	0	0	0	0	0	7
18:45	0	0	1	1	1	0	0	0	0	0	0	0	0	0	0	3
19:00	0	0	3	2	3	4	2	4	0	0	0	0	0	0	0	18
19:15	0	0	0	1	1	0	0	0	0	0	0	0	0	0	0	2
19:30	0	0	0	1	0	0	0	0	0	0	0	0	0	0	0	1
19:45	0	0	1	1	0	1	0	0	1	0	0	0	0	0	0	4
20:00	0	0	0	0	1	0	0	0	0	1	0	0	0	0	0	2
20:15	0	0	1	3	2	1	0	0	1	1	0	0	0	0	0	9
20:30	0	0	0	0	2	0	0	0	0	0	0	0	0	0	0	2
20:45	0	0	1	0	2	1	0	0	0	0	0	1	0	0	0	5
21:00	0	0	0	1	1	0	0	0	0	0	1	0	0	0	0	3
21:15	0	0	0	0	0	0	0	0	0	0	0	0	0	0	0	0
21:30	0	0	0	0	0	0	0	0	0	0	0	0	0	0	0	0
21:45	0	0	0	1	1	0	1	0	0	0	0	0	0	0	0	3
22:00	0	0	0	2	1	2	1	0	0	0	0	0	0	0	0	6
22:15	0	0	0	0	1	0	0	0	0	0	0	0	0	0	0	1
22:30	0	0	1	0	0	0	0	0	0	0	0	0	0	0	0	1
22:45	0	1	0	1	0	0	0	0	0	0	0	0	0	0	0	2
23:00	0	1	1	1	2	0	0	0	0	0	0	0	0	0	0	5
23:15	0	0	2	0	0	0	0	0	0	0	0	0	0	0	0	2
23:30	0	0	1	1	0	0	1	0	0	0	0	0	0	0	0	3
23:45	0	0	0	0	0	0	0	0	0	0	0	0	0	0	0	0
Total	1	4	15	25	35	26	14	15	2	6	2	2	2	0	0	149
Total Stats	1	6	21	37	53	34	19	21	4	8	3	2	2	0	0	211

15th Percentile : 21 MPH
50th Percentile : 29 MPH
85th Percentile : 38 MPH
95th Percentile : 44 MPH

Mean Speed(Average) : 29 MPH
10 MPH Pace Speed : 24-33 MPH
Number in Pace : 103
Percent in Pace : 48.8%
Number of Vehicles > 30 MPH : 93
Percent of Vehicles > 30 MPH : 44.1%

Traffic Survey Specialists, Inc.

West Park, Florida
Broward
SW 38 Avenue South of SW 26 Street

624 Gardenia Terrace, Delray Beach, Florida 33444
Phone (561) 272-3255 Fax (561) 272-4381

41820
Site Code: 00000041820
Station ID: 000110252028
Date Start: 19-Apr-11
Date End: 20-Apr-11

Southbound

Start Time	0 10	11 15	16 20	21 25	26 30	31 33	34 36	37 39	40 42	43 45	46 48	49 51	52 54	55 57	58 147	Total
4/19/11	0	0	0	0	0	0	0	0	0	0	0	0	0	0	0	0
00:15	0	0	0	0	0	0	0	0	0	0	0	0	0	0	0	0
00:30	0	0	0	0	0	0	0	0	0	0	0	0	0	0	0	0
00:45	0	0	0	0	0	0	0	0	0	0	0	0	0	0	0	0
01:00	0	0	0	0	0	0	0	0	0	0	0	0	0	0	0	0
01:15	0	0	0	0	0	0	0	0	0	0	0	0	0	0	0	0
01:30	0	0	0	0	0	0	0	0	0	0	0	0	0	0	0	0
01:45	0	0	0	0	0	0	0	0	0	0	0	0	0	0	0	0
02:00	0	0	0	0	0	0	0	0	0	0	0	0	0	0	0	0
02:15	0	0	0	0	0	0	0	0	0	0	0	0	0	0	0	0
02:30	0	0	0	0	1	0	0	0	0	0	0	0	0	0	0	1
02:45	0	0	0	0	0	0	0	0	0	0	0	0	0	0	0	0
03:00	0	0	0	0	1	0	0	0	0	0	0	0	0	0	0	1
03:15	0	0	0	0	0	0	0	0	0	0	0	0	0	0	0	0
03:30	0	0	0	0	0	0	0	0	0	0	0	0	0	0	0	0
03:45	0	0	0	0	0	0	0	0	0	0	0	0	0	0	0	0
04:00	0	0	0	0	0	0	0	0	0	0	0	0	0	0	0	0
04:15	0	0	0	0	0	0	0	0	0	0	0	0	0	0	0	0
04:30	0	0	0	0	0	0	0	0	0	0	0	0	0	0	0	0
04:45	0	0	0	0	0	0	0	0	0	0	0	0	0	0	0	0
05:00	0	0	0	0	0	1	0	0	0	0	0	0	0	0	0	1
05:15	0	0	0	0	0	0	0	0	0	0	0	0	0	0	0	0
05:30	0	0	0	0	0	0	0	0	0	0	0	0	0	0	0	0
05:45	0	0	0	0	0	0	0	0	0	0	0	0	0	0	0	0
06:00	0	0	0	0	0	1	0	0	0	0	0	0	0	0	0	1
06:15	0	0	0	0	0	0	0	0	0	0	0	0	0	0	0	0
06:30	0	0	0	0	0	0	0	0	0	0	0	0	0	0	0	0
06:45	0	0	1	0	0	0	0	0	0	0	0	0	0	0	0	1
07:00	0	0	1	0	0	0	0	0	0	0	0	0	0	0	0	1
07:15	0	1	0	0	1	2	0	0	0	0	0	0	0	0	0	4
07:30	0	0	2	0	0	0	0	0	0	0	0	0	0	0	0	2
07:45	0	0	0	1	1	0	0	0	0	0	0	0	0	0	0	2
08:00	0	1	2	1	2	2	0	0	0	0	0	0	0	0	0	8
08:15	0	0	0	0	2	0	0	0	0	0	0	0	0	0	0	2
08:30	1	0	0	0	1	0	1	0	0	0	0	0	0	0	0	3
08:45	0	0	0	0	1	0	0	0	0	0	0	0	0	0	0	1
09:00	1	0	0	0	5	0	1	0	0	0	0	0	0	0	0	7
09:15	0	0	0	0	1	0	0	1	0	0	0	0	0	0	0	2
09:30	0	0	0	2	0	0	0	0	0	0	0	0	0	0	0	2
09:45	0	0	1	0	1	0	0	1	0	0	0	0	0	0	0	3
10:00	1	0	0	0	0	0	0	0	0	0	0	0	0	0	0	1
10:15	0	0	1	0	2	0	0	2	0	0	0	0	0	0	0	8
10:30	0	0	0	0	0	0	0	0	0	0	0	0	0	0	0	0
10:45	0	0	0	2	0	0	0	0	0	0	0	0	0	0	0	1
11:00	0	0	0	1	1	0	0	0	0	0	1	0	0	0	0	2
11:15	0	0	0	3	2	0	0	0	0	0	1	0	0	0	0	6
11:30	0	0	0	0	0	0	0	0	0	0	0	0	0	0	0	0
11:45	0	0	0	0	0	0	0	1	0	0	0	0	0	0	0	1
Total	0	1	0	0	0	0	2	1	0	0	0	0	0	0	0	4
Total	2	2	4	6	12	3	3	3	0	0	1	0	0	0	0	36

Traffic Survey Specialists, Inc.

West Park, Florida
Broward
SW 38 Avenue South of SW 26 Street

624 Gardenia Terrace, Delray Beach, Florida 33444
Phone (561) 272-3255 Fax (561) 272-4381

41820
Site Code: 00000041820
Station ID: 000110252028
Date Start: 19-Apr-11
Date End: 20-Apr-11

Southbound

Start Time	0 10	11 15	16 20	21 25	26 30	31 33	34 36	37 39	40 42	43 45	46 48	49 51	52 54	55 57	58 147	Total
12 PM	0	0	0	0	1	0	1	0	0	0	0	0	0	0	0	2
12:15	0	1	0	0	2	1	0	0	0	0	0	0	0	0	0	4
12:30	0	0	0	1	2	0	0	1	0	0	0	0	0	0	0	4
12:45	0	0	1	0	1	0	0	0	0	0	0	0	0	0	0	2
13:00	0	1	1	1	6	1	1	1	0	0	0	0	0	0	0	12
13:15	0	0	1	0	1	0	0	0	0	0	0	1	0	0	0	3
13:30	0	0	0	0	0	0	1	0	0	0	0	0	0	0	0	1
13:45	0	0	1	0	1	0	0	0	0	0	0	0	0	0	0	2
14:00	0	0	0	0	0	0	0	0	0	0	0	0	0	0	0	0
14:15	0	0	2	0	2	0	1	0	0	0	0	1	0	0	0	6
14:30	0	0	0	2	1	0	0	0	0	0	0	0	0	0	0	3
14:45	0	0	1	1	0	0	0	0	0	0	0	0	0	0	0	2
15:00	0	0	0	1	0	0	0	0	0	0	0	0	0	0	0	1
15:15	0	0	1	4	1	0	0	0	0	0	0	0	1	0	0	7
15:30	0	0	0	1	0	0	0	0	0	0	0	0	0	0	0	1
15:45	0	0	0	1	0	0	0	0	0	0	0	0	0	0	0	1
16:00	0	0	0	3	0	0	0	0	0	0	0	0	0	0	0	3
16:15	0	0	0	0	0	0	1	0	0	0	0	0	0	0	0	1
16:30	0	0	0	0	0	0	0	0	0	0	0	0	0	0	0	0
16:45	0	0	0	5	0	0	1	0	0	0	0	0	0	0	0	6
17:00	0	0	0	0	0	0	0	0	0	0	0	0	0	0	0	0
17:15	0	1	0	0	2	0	0	0	0	0	0	0	0	0	0	3
17:30	0	0	0	2	0	0	1	0	0	0	1	0	0	0	0	4
17:45	0	0	0	0	2	0	0	0	0	0	0	0	0	0	0	2
18:00	0	1	0	2	4	0	1	0	0	0	1	0	0	0	0	9
18:15	0	0	1	1	0	0	0	0	0	0	0	0	0	0	0	2
18:30	0	0	0	0	0	0	0	0	0	0	0	0	0	0	0	0
18:45	0	0	0	0	2	0	0	0	0	0	0	0	0	0	0	2
19:00	0	0	2	2	2	0	1	1	0	0	0	0	0	0	0	8
19:15	0	0	0	0	0	0	0	0	0	0	0	0	0	0	0	0
19:30	0	0	0	0	0	0	0	0	0	0	0	0	0	0	0	0
19:45	0	0	0	0	0	0	0	0	0	0	0	0	0	0	0	0
20:00	0	0	0	0	0	0	0	0	0	0	0	0	0	0	0	0
20:15	0	0	1	0	1	0	0	0	0	0	0	0	0	0	0	2
20:30	0	0	0	1	0	0	0	0	0	0	0	0	0	0	0	1
20:45	0	0	0	0	0	0	0	0	0	0	0	0	0	0	0	0
21:00	0	0	1	1	1	0	0	0	0	0	0	0	0	0	0	3
21:15	0	0	1	0	1	0	0	0	0	0	0	0	0	0	0	2
21:30	0	0	0	1	0	0	0	0	0	0	0	0	0	0	0	1
21:45	0	0	0	2	0	0	0	0	0	0	0	0	0	0	0	2
22:00	0	0	0	0	0	0	0	0	0	0	0	0	0	0	0	0
22:15	0	0	1	3	1	0	0	0	0	0	0	0	0	0	0	5
22:30	0	0	0	0	0	0	0	0	0	0	0	0	0	0	0	0
22:45	0	0	0	0	0	0	0	0	0	0	0	0	0	0	0	0
23:00	0	0	0	0	1	0	0	0	0	0	0	0	0	0	0	1
23:15	0	0	0	0	0	0	0	0	0	0	0	0	0	0	0	0
23:30	0	0	1	0	1	0	0	0	0	0	0	0	0	0	0	2
23:45	0	0	0	0	0	0	0	0	0	0	0	0	0	0	0	0
Total	0	2	11	20	21	1	5	2	0	0	1	1	1	0	0	65
Total Stats	2	4	15	26	33	4	8	5	0	0	2	1	1	0	0	101

15th Percentile : 18 MPH
50th Percentile : 26 MPH
85th Percentile : 34 MPH
95th Percentile : 38 MPH

Mean Speed(Average) : 26 MPH
10 MPH Pace Speed : 21-30 MPH
Number in Pace : 59
Percent in Pace : 58.4%
Number of Vehicles > 30 MPH : 21
Percent of Vehicles > 30 MPH : 20.8%

Traffic Survey Specialists, Inc.

West Park, Florida
Broward
SW 38 Avenue South of SW 26 Street

624 Gardenia Terrace, Delray Beach, Florida 33444
Phone (561) 272-3255 Fax (561) 272-4381

41820
Site Code: 00000041820
Station ID: 000110252028
Date Start: 19-Apr-11
Date End: 20-Apr-11

Northbound, Southbound

Start Time	0 10	11 15	16 20	21 25	26 30	31 33	34 36	37 39	40 42	43 45	46 48	49 51	52 54	55 57	58 147	Total
4/19/11	0	0	0	0	0	0	0	0	0	0	0	0	0	0	0	0
00:15	0	0	0	0	0	0	0	0	0	0	0	0	0	0	0	0
00:30	0	0	0	0	0	0	0	0	0	0	0	0	0	0	0	0
00:45	0	0	0	0	0	0	0	0	0	0	0	0	0	0	0	0
01:00	0	0	0	0	0	0	0	0	0	0	0	0	0	0	0	0
01:15	0	0	0	0	0	0	0	0	0	0	0	0	0	0	0	0
01:30	0	0	0	0	0	0	0	0	0	0	0	0	0	0	0	0
01:45	0	0	0	0	0	0	0	1	0	0	0	0	0	0	0	1
02:00	0	0	0	0	0	0	0	1	0	0	0	0	0	0	0	1
02:15	0	0	0	0	0	0	0	0	0	0	0	0	0	0	0	0
02:30	0	0	0	0	2	0	0	0	0	0	0	0	0	0	0	2
02:45	0	0	0	0	1	0	0	0	0	0	0	0	0	0	0	1
03:00	0	0	0	0	3	0	0	0	0	0	0	0	0	0	0	3
03:15	0	0	0	1	0	0	0	0	0	0	0	0	0	0	0	1
03:30	0	0	0	1	0	0	0	0	0	0	0	0	0	0	0	1
03:45	0	0	0	0	0	0	0	0	0	0	0	0	0	0	0	0
04:00	0	0	0	2	0	0	0	0	0	0	0	0	0	0	0	2
04:15	0	0	0	0	0	0	0	0	0	0	0	0	0	0	0	0
04:30	0	0	0	0	1	0	0	0	0	0	0	0	0	0	0	1
04:45	0	0	0	1	0	0	0	0	0	0	0	0	0	0	0	1
05:00	0	0	0	1	1	0	0	0	0	0	0	0	0	0	0	2
05:15	0	0	0	0	1	1	0	0	0	0	0	0	0	0	0	2
05:30	0	0	0	0	0	0	0	0	0	0	0	0	0	0	0	0
05:45	0	0	0	0	0	0	0	0	0	0	0	0	0	0	0	0
06:00	0	0	0	0	1	1	0	0	0	0	0	0	0	0	0	2
06:15	0	0	1	0	1	0	0	0	0	1	0	0	0	0	0	1
06:30	0	0	0	0	0	1	0	0	0	0	0	0	0	0	0	1
06:45	0	0	1	0	1	0	2	0	0	0	0	0	0	0	0	4
07:00	0	0	2	0	2	1	2	0	0	1	0	0	0	0	0	8
07:15	0	1	1	0	2	1	0	0	0	0	0	0	0	0	0	4
07:30	0	0	2	0	1	1	0	2	0	0	0	0	0	0	0	6
07:45	0	0	0	1	1	0	0	0	0	0	1	0	0	0	0	3
08:00	0	1	3	1	5	4	0	2	0	0	1	0	0	0	0	17
08:15	0	0	1	0	2	4	2	2	0	0	0	0	0	0	0	11
08:30	0	0	0	1	1	0	0	0	0	0	0	0	0	0	0	2
08:45	1	0	0	0	3	0	2	0	0	0	0	0	0	0	0	6
09:00	0	0	0	1	1	0	0	0	0	0	0	0	0	0	0	2
09:15	1	0	1	2	7	4	4	2	0	0	0	0	0	0	0	21
09:30	0	0	0	0	3	0	0	1	0	0	0	0	0	0	0	4
09:45	0	0	0	2	0	0	0	1	0	0	0	0	0	0	0	3
10:00	0	0	1	0	2	0	0	1	1	0	0	0	0	0	0	5
10:15	1	1	0	2	1	0	0	0	0	0	0	0	0	0	0	5
10:30	0	0	1	4	6	0	0	3	1	0	0	0	0	0	0	17
10:45	0	0	1	0	0	0	0	0	0	1	0	0	0	0	0	2
11:00	0	0	0	0	2	0	0	0	0	0	0	0	0	0	0	2
11:15	0	1	1	4	1	0	0	0	1	0	1	0	0	0	0	9
11:30	0	0	2	6	3	0	0	0	1	1	1	0	0	0	0	15
11:45	0	0	0	1	0	1	0	0	0	0	0	0	0	0	0	2
	0	0	1	1	0	0	0	1	0	0	0	0	0	0	0	3
	0	0	0	0	2	0	1	0	0	0	0	0	0	0	0	3
	0	1	1	2	2	1	2	1	0	0	0	0	0	0	0	10
Total	2	4	10	18	30	11	8	9	2	2	2	0	0	0	0	98

Traffic Survey Specialists, Inc.

624 Gardenia Terrace, Delray Beach, Florida 33444

Phone (561) 272-3255 Fax (561) 272-4381

West Park, Florida
Broward
SW 38 Avenue South of SW 26 Street

41820
Site Code: 00000041820
Station ID: 000110252028
Date Start: 19-Apr-11
Date End: 20-Apr-11

Northbound, Southbound

Start Time	010	1115	1620	2125	2630	3133	3436	3739	4042	4345	4648	4951	5254	5557	58147	Total
12 PM	0	0	0	2	1	0	2	2	0	0	0	0	0	0	0	7
12:15	0	1	0	0	7	3	1	2	0	1	0	0	0	0	0	15
12:30	0	0	1	1	2	2	0	2	0	0	0	0	0	0	0	8
12:45	0	0	1	1	2	1	0	0	1	0	0	0	0	0	0	6
13:00	0	1	2	4	12	6	3	6	1	1	0	0	0	0	0	36
13:15	0	0	2	0	1	0	1	0	0	0	1	2	0	0	0	7
13:30	0	0	0	0	0	0	1	0	0	0	0	0	0	0	0	1
13:45	0	0	1	1	1	0	1	0	0	0	0	0	0	0	0	4
14:00	0	0	0	3	2	1	1	0	0	0	0	0	0	0	0	7
14:15	0	0	3	4	4	1	4	0	0	0	1	2	0	0	0	19
14:30	0	0	0	2	1	0	0	0	0	0	0	0	0	0	0	3
14:45	0	0	0	2	0	1	1	0	0	0	0	0	0	0	0	4
15:00	0	0	0	1	1	0	0	0	0	0	0	0	1	0	0	4
15:15	0	0	2	6	3	1	1	0	0	0	0	0	1	0	0	14
15:30	0	0	0	2	0	0	0	0	0	1	0	0	0	0	0	3
15:45	0	0	0	2	0	1	0	0	0	0	0	0	0	0	0	3
16:00	0	1	1	7	1	4	2	1	0	2	0	0	0	0	0	19
16:15	0	1	0	2	1	0	0	1	0	0	0	0	0	0	0	5
16:30	0	0	0	3	1	0	2	0	0	0	1	0	0	0	0	7
16:45	0	0	0	0	4	2	1	1	0	1	0	0	2	0	0	11
17:00	0	2	0	6	9	3	3	3	0	1	1	0	2	0	0	30
17:15	1	1	3	2	0	0	1	0	0	0	0	0	0	0	0	8
17:30	0	0	0	0	0	0	0	1	0	0	0	0	0	0	0	1
17:45	0	0	0	0	2	2	0	1	0	0	0	0	0	0	0	5
18:00	1	1	4	3	7	3	1	2	0	0	0	0	0	0	0	22
18:15	0	0	0	1	0	2	1	1	0	0	0	0	0	0	0	5
18:30	0	0	1	1	3	0	0	2	0	0	0	0	0	0	0	7
18:45	0	0	2	0	1	2	2	2	0	0	0	0	0	0	0	9
19:00	0	0	2	2	1	0	0	0	0	0	0	0	0	0	0	5
19:15	0	0	5	4	5	4	3	5	0	0	0	0	0	0	0	26
19:30	0	0	0	1	1	0	0	0	0	0	0	0	0	0	0	2
19:45	0	0	0	1	0	0	0	0	0	0	0	0	0	0	0	1
20:00	0	0	1	3	2	1	0	0	1	1	0	0	0	0	0	4
20:15	0	0	1	0	3	0	0	0	0	0	0	0	0	0	0	4
20:30	0	0	1	1	2	1	0	0	0	0	0	1	0	0	0	6
20:45	0	0	0	0	1	1	0	0	0	0	1	0	0	0	0	3
21:00	0	0	0	0	1	0	0	0	0	1	0	0	0	0	0	2
21:15	0	0	2	1	7	2	0	0	0	1	1	1	0	0	0	15
21:30	0	0	1	1	1	2	0	0	0	0	0	0	0	0	0	5
21:45	0	0	0	1	0	0	0	0	0	0	0	0	0	0	0	1
22:00	0	0	0	2	0	0	0	0	0	0	0	0	0	0	0	2
22:15	0	0	0	1	0	0	0	0	0	0	0	0	0	0	0	2
22:30	0	1	0	1	0	0	0	0	0	0	0	0	0	0	0	2
22:45	0	1	1	1	3	0	0	0	0	0	0	0	0	0	0	6
23:00	0	0	2	0	0	0	0	0	0	0	0	0	0	0	0	2
23:15	0	0	2	1	1	0	1	0	0	0	0	0	0	0	0	5
23:30	0	0	0	0	0	0	0	0	0	0	0	0	0	0	0	0
23:45	0	0	0	0	0	0	0	0	0	0	0	0	0	0	0	0
Total	0	0	4	1	1	0	1	0	0	0	0	0	0	0	0	7
Total	1	6	26	45	56	27	19	17	2	6	3	3	3	0	0	214
Total	3	10	36	63	86	38	27	26	4	8	5	3	3	0	0	312

Stats
15th Percentile : 20 MPH
50th Percentile : 28 MPH
85th Percentile : 37 MPH
95th Percentile : 43 MPH

Mean Speed(Average) : 28 MPH
10 MPH Pace Speed : 23-32 MPH
Number in Pace : 151
Percent in Pace : 48.4%
Number of Vehicles > 30 MPH : 114
Percent of Vehicles > 30 MPH : 36.5%

West Park, Florida
 Broward
 SW 18 Street East of SW 54 Street

Traffic Survey Specialists, Inc.
 624 Gardenia Terrace, Delray Beach, Florida 33444
 Phone (561) 272-3255 Fax (561) 272-4381

41803
 Site Code: 00000041803
 Station ID: 000058410124
 Date Start: 19-Apr-11
 Date End: 20-Apr-11

Eastbound

Start Time	0	11	16	21	26	31	34	37	40	43	46	49	52	55	58	Total
	10	15	20	25	30	33	36	39	42	45	48	51	54	57	147	
4/19/11	0	0	0	0	0	0	1	0	0	0	0	0	0	0	0	1
00:15	0	0	0	0	0	0	0	0	0	0	0	0	0	0	0	0
00:30	0	0	0	0	0	0	0	0	0	0	0	0	0	0	0	0
00:45	0	0	0	0	0	0	0	0	0	0	0	0	0	0	0	0
01:00	0	0	0	0	0	0	1	0	0	0	0	0	0	0	0	1
01:15	0	0	0	0	0	0	0	0	0	0	0	0	0	0	0	0
01:30	0	0	0	0	0	0	0	0	0	0	0	0	0	0	0	0
01:45	0	0	0	0	0	0	0	0	0	0	0	0	0	0	0	0
02:00	0	0	0	0	1	0	0	0	0	0	0	0	0	0	0	1
02:15	0	0	0	2	0	1	1	0	0	0	0	0	0	0	0	4
02:30	0	0	0	0	0	0	0	0	0	0	0	0	0	0	0	0
02:45	0	0	0	0	0	0	0	0	0	0	1	0	0	0	0	1
03:00	0	0	1	2	0	1	1	0	0	0	1	0	0	0	0	5
03:15	0	0	0	0	0	0	0	0	0	0	0	0	0	0	0	1
03:30	0	0	0	0	0	0	0	0	0	0	0	0	0	0	0	0
03:45	0	0	0	1	1	0	0	0	0	0	0	0	0	0	0	2
04:00	0	0	1	1	1	0	0	0	0	0	0	0	0	0	0	3
04:15	0	0	0	0	0	0	0	0	0	0	0	0	0	0	0	0
04:30	0	0	0	0	0	0	1	0	0	0	0	0	0	0	0	1
04:45	0	0	0	0	1	0	0	0	0	0	0	0	0	0	0	0
05:00	0	0	0	0	1	1	0	0	0	0	0	0	0	0	0	2
05:15	0	0	0	0	0	0	0	0	0	0	0	0	0	0	0	0
05:30	0	0	0	0	0	0	0	0	0	0	0	0	0	0	0	0
05:45	0	0	1	0	0	0	0	0	0	0	0	0	0	0	0	1
06:00	0	0	1	0	0	0	0	0	0	0	0	0	0	0	0	1
06:15	0	0	1	0	0	2	0	0	0	0	0	0	0	0	0	3
06:30	0	0	0	0	0	0	1	0	0	0	0	0	0	0	0	1
06:45	0	0	0	1	2	0	0	0	0	0	0	0	0	0	0	0
07:00	0	0	1	1	2	2	1	0	0	0	0	0	0	0	0	7
07:15	0	0	0	2	4	2	2	0	0	0	0	0	0	0	0	10
07:30	1	0	1	0	2	2	1	2	0	0	0	0	0	0	0	9
07:45	0	0	2	3	0	1	1	1	0	0	0	0	0	0	0	8
08:00	0	0	0	2	2	1	2	0	1	1	0	1	0	0	0	10
08:15	1	0	3	7	8	6	6	3	1	1	0	1	0	0	0	37
08:30	0	1	0	0	2	1	0	0	0	0	0	0	0	0	0	4
08:45	0	0	1	4	3	1	1	1	0	0	0	0	0	0	0	11
09:00	0	0	0	1	3	1	2	0	0	0	0	0	0	0	0	7
09:15	0	0	0	0	3	2	0	0	0	0	0	0	0	0	0	5
09:30	0	1	1	5	11	5	3	1	0	0	0	0	0	0	0	27
09:45	0	0	0	2	2	1	0	1	0	0	0	0	0	0	0	6
10:00	0	0	0	0	4	3	0	1	0	0	0	0	0	0	0	8
10:15	0	0	0	1	5	0	1	0	0	0	0	0	0	0	0	7
10:30	1	0	0	0	4	1	0	1	0	0	0	0	0	0	0	7
10:45	1	0	0	3	15	5	1	3	0	0	0	0	0	0	0	28
11:00	0	0	1	1	3	1	0	0	0	0	0	0	0	0	0	6
11:15	0	0	0	0	0	2	1	0	0	0	0	0	0	0	0	3
11:30	0	0	1	1	2	0	0	0	0	0	0	0	0	0	0	4
11:45	0	0	0	1	2	0	2	0	0	0	0	0	0	0	0	5
Total	2	2	9	28	52	27	21	7	2	1	1	1	0	0	0	153

West Park, Florida
 Broward
 SW 18 Street East of SW 54 Street

Traffic Survey Specialists, Inc.
 624 Gardenia Terrace, Delray Beach, Florida 33444
 Phone (561) 272-3255 Fax (561) 272-4381

41803
 Site Code: 00000041803
 Station ID: 000058410124
 Date Start: 19-Apr-11
 Date End: 20-Apr-11

Westbound

Start Time	010	1115	1620	2125	2630	3133	3436	3739	4042	4345	4648	4951	5254	5557	58147	Total
12 PM	0	0	0	4	4	3	1	2	0	0	0	0	0	0	0	14
12:15	0	1	0	0	5	3	1	2	1	0	0	0	0	0	0	13
12:30	1	0	0	2	1	2	0	1	0	1	0	0	0	0	0	8
12:45	0	0	0	1	4	3	2	0	0	0	0	0	0	0	0	10
13:00	1	1	0	7	14	11	4	5	1	1	0	0	0	0	0	45
13:15	0	0	0	1	4	0	1	2	0	1	0	0	0	0	0	9
13:30	0	0	0	0	2	2	3	0	0	0	0	0	0	0	0	7
13:45	0	0	0	1	4	1	0	0	1	0	0	0	0	0	0	7
14:00	0	0	0	1	6	0	4	0	0	0	0	0	0	0	0	11
14:15	0	0	0	3	16	3	8	2	1	1	0	0	0	0	0	34
14:30	0	0	0	0	5	2	0	1	1	0	0	0	0	0	0	9
14:45	0	0	0	2	4	3	0	0	0	1	0	0	0	0	0	4
15:00	0	0	2	2	15	10	0	4	1	1	0	0	0	0	0	10
15:15	0	0	0	1	2	1	2	0	0	0	0	0	0	0	0	35
15:30	0	0	3	5	5	4	2	0	0	1	0	1	0	0	0	6
15:45	0	0	1	0	5	6	2	2	0	0	0	0	0	0	0	21
16:00	0	0	0	5	3	2	2	1	0	0	0	0	0	0	0	16
16:15	0	0	4	11	15	13	8	3	0	1	0	1	0	0	0	13
16:30	0	0	1	2	8	1	1	2	2	0	0	0	0	0	0	56
16:45	0	0	2	2	1	0	1	0	0	0	0	0	0	0	0	17
17:00	1	0	0	1	2	1	0	0	0	0	0	0	0	0	0	6
17:15	0	0	1	0	5	1	2	0	0	0	0	0	0	0	0	5
17:30	0	0	1	1	5	0	3	0	0	0	0	0	0	0	0	14
17:45	0	1	0	5	5	0	0	1	0	0	0	0	0	0	0	9
18:00	2	1	2	8	18	10	6	3	1	0	0	0	0	0	0	37
18:15	0	0	1	4	6	1	2	1	0	0	0	0	0	0	0	14
18:30	0	1	0	3	3	1	2	1	0	0	0	0	0	0	0	15
18:45	1	0	0	3	7	3	0	0	0	0	0	0	0	0	0	10
19:00	0	0	0	1	2	1	0	0	0	0	0	0	0	0	0	12
19:15	1	1	1	11	18	6	4	2	0	0	0	0	0	0	0	51
19:30	0	0	0	2	2	2	3	0	1	0	0	0	0	0	0	15
19:45	0	0	0	2	2	0	0	1	0	0	0	0	0	0	0	11
20:00	0	1	1	8	11	6	4	1	2	0	0	0	0	0	0	14
20:15	0	0	1	0	5	2	1	0	0	0	0	0	0	0	0	4
20:30	0	1	0	1	3	2	2	0	0	0	0	0	0	0	0	9
20:45	0	0	2	0	5	2	0	1	0	0	0	0	0	0	0	9
21:00	0	0	1	0	2	1	2	0	0	0	0	0	0	0	0	10
21:15	0	1	4	1	15	7	5	1	0	0	0	0	0	0	0	6
21:30	1	0	0	0	3	1	2	1	0	0	1	0	0	0	0	34
21:45	0	1	1	0	1	1	0	0	0	0	0	0	0	0	0	9
22:00	0	0	0	1	7	5	4	2	0	0	1	0	0	0	0	4
22:15	0	0	0	0	0	1	3	0	1	0	0	0	0	0	0	4
22:30	0	0	0	2	1	0	0	1	0	0	0	0	0	0	0	4
22:45	0	0	1	2	2	0	0	0	0	0	0	0	0	0	0	5
23:00	0	0	0	1	0	1	0	0	0	0	0	0	0	0	0	2
23:15	0	0	1	5	3	2	3	1	1	0	0	0	0	0	0	16
23:30	0	0	0	0	1	1	1	1	0	1	0	0	0	0	0	6
23:45	0	0	0	0	0	1	0	0	0	0	0	0	0	0	0	1
Total	6	6	20	67	150	79	51	27	10	4	2	1	0	0	0	423
Total Stats	13	7	29	104	207	117	69	35	14	4	3	2	0	0	0	604

15th Percentile : 23 MPH
 50th Percentile : 29 MPH
 85th Percentile : 35 MPH
 95th Percentile : 39 MPH

Mean Speed(Average) : 29 MPH
 10 MPH Pace Speed : 26-35 MPH
 Number in Pace : 370
 Percent in Pace : 61.3%
 Number of Vehicles > 30 MPH : 244
 Percent of Vehicles > 30 MPH : 40.4%

Traffic Survey Specialists, Inc.

624 Gardenia Terrace, Delray Beach, Florida 33444

Phone (561) 272-3255 Fax (561) 272-4381

West Park, Florida
Broward
SW 18 Street East of SW 54 Street

41803
Site Code: 00000041803
Station ID: 000058410124
Date Start: 19-Apr-11
Date End: 20-Apr-11

Eastbound, Westbound

Start Time	010	1115	1620	2125	2630	3133	3436	3739	4042	4345	4648	4951	5254	5557	58147	Total
12 PM	0	0	0	6	4	6	1	2	0	0	0	0	0	0	0	19
12:15	0	1	0	1	9	4	3	2	1	0	0	0	0	0	0	21
12:30	1	0	0	2	5	4	3	2	0	1	0	0	0	0	0	18
12:45	0	0	1	2	6	4	3	1	0	0	0	0	0	0	0	17
13:00	1	1	1	11	24	18	10	7	1	1	0	0	0	0	0	75
13:15	0	0	1	2	6	5	3	2	0	1	0	0	0	0	0	20
13:30	0	0	1	1	4	5	4	0	0	0	0	0	0	0	0	15
13:45	0	0	0	2	6	2	0	0	1	0	0	0	0	0	0	11
14:00	0	1	0	4	11	0	4	0	0	0	0	0	0	0	0	20
14:15	0	1	2	9	27	12	11	2	1	1	0	0	0	0	0	66
14:30	0	0	0	2	6	3	1	2	2	0	0	0	0	0	0	16
14:45	0	0	0	3	5	4	2	2	0	0	0	0	0	0	0	16
15:00	0	0	2	2	7	3	1	0	0	1	0	0	0	0	0	16
15:15	0	1	2	9	30	15	5	6	3	1	0	0	0	0	0	72
15:30	1	0	1	4	4	3	2	0	0	0	0	0	0	0	0	15
15:45	0	0	3	7	6	6	3	0	0	1	0	1	0	0	0	27
16:00	0	0	1	1	5	12	3	2	1	0	0	0	0	0	0	25
16:15	0	0	1	6	5	7	3	1	1	0	0	0	0	0	0	24
16:30	1	0	6	18	20	28	11	3	2	1	0	1	0	0	0	91
16:45	0	0	3	2	9	3	3	2	2	0	0	1	0	0	0	25
17:00	0	0	2	5	3	1	3	0	0	0	0	0	0	0	0	14
17:15	1	0	0	2	7	5	0	0	0	0	0	0	0	0	0	15
17:30	0	1	1	1	9	2	3	0	0	0	0	0	0	0	0	17
17:45	0	1	1	6	8	1	0	2	0	0	0	0	0	0	0	19
18:00	2	1	4	12	29	16	8	5	1	0	0	0	0	0	0	78
18:15	0	0	2	5	10	1	2	3	0	0	0	0	0	0	0	23
18:30	0	1	0	5	7	1	3	1	0	0	0	0	0	0	0	18
18:45	1	0	2	3	9	4	1	0	1	0	0	0	0	0	0	21
19:00	0	0	0	4	2	5	1	0	2	1	0	0	0	0	0	15
19:15	1	1	4	17	28	11	7	4	3	1	0	0	0	0	0	77
19:30	0	0	0	7	5	3	5	0	1	0	0	0	0	0	0	21
19:45	0	0	0	3	3	1	0	1	0	0	0	0	0	0	0	8
20:00	0	1	0	4	6	1	2	1	1	0	1	0	0	0	0	17
20:15	0	1	1	3	8	4	2	0	0	0	0	0	0	0	0	19
20:30	0	0	2	0	6	3	0	1	0	0	0	0	0	0	0	12
20:45	1	0	2	1	3	2	4	0	0	0	0	0	0	0	0	13
21:00	1	2	5	7	26	11	8	1	0	0	0	0	0	0	0	61
21:15	1	0	0	1	9	3	3	1	0	0	1	0	0	0	0	19
21:30	0	1	1	1	2	1	0	0	0	0	0	0	0	0	0	6
21:45	0	0	0	2	2	1	3	1	0	0	0	0	0	0	0	9
22:00	0	0	1	2	3	2	0	0	0	0	0	0	0	0	0	8
22:15	1	1	2	6	16	7	6	2	0	0	1	0	0	0	0	42
22:30	0	0	1	1	1	1	3	0	1	0	0	0	0	0	0	8
22:45	0	0	0	2	2	2	0	1	0	0	0	0	0	0	0	7
23:00	1	0	1	3	2	0	2	0	0	0	0	0	1	0	0	10
23:15	0	0	0	2	0	3	0	0	0	0	0	0	0	0	0	5
23:30	1	0	2	8	5	6	5	1	1	0	0	0	1	0	0	30
23:45	0	0	0	0	1	1	1	1	0	1	0	0	0	0	0	6
24:00	0	0	0	2	0	2	0	0	0	0	0	0	0	0	0	4
24:15	0	0	0	4	3	0	0	0	0	0	0	0	0	0	0	7
24:30	0	0	0	1	2	1	0	0	0	0	0	0	0	0	0	4
24:45	0	0	0	7	6	4	1	1	1	0	1	0	0	0	0	21
Total	9	11	35	131	261	148	90	36	17	5	3	2	1	0	0	749
Total Stats	18	14	53	196	370	213	129	51	23	6	5	4	1	0	0	1083

15th Percentile : 22 MPH
50th Percentile : 29 MPH
85th Percentile : 35 MPH
95th Percentile : 39 MPH

Mean Speed(Average) : 29 MPH
10 MPH Pace Speed : 26-35 MPH
Number in Pace : 669
Percent in Pace : 61.8%
Number of Vehicles > 30 MPH : 432
Percent of Vehicles > 30 MPH : 39.9%

Traffic Survey Specialists, Inc.

West Park, Florida
 Broward
 SW 19 Street East of SW 52 Avenue

624 Gardenia Terrace, Delray Beach, Florida 33444
 Phone (561) 272-3255 Fax (561) 272-4381

41807
 Site Code: 00000041807
 Station ID: 004117430002
 Date Start: 19-Apr-11
 Date End: 20-Apr-11

Eastbound

Start Time	0 10	11 15	16 20	21 25	26 30	31 33	34 36	37 39	40 42	43 45	46 48	49 51	52 54	55 57	58 147	Total
4/19/11	0	0	0	0	0	0	1	0	0	0	0	0	0	0	0	1
00:15	0	0	0	0	0	0	0	0	0	0	0	0	0	0	0	0
00:30	0	0	0	0	0	0	0	0	0	0	0	0	0	0	0	0
00:45	0	0	0	0	1	0	0	0	0	0	0	0	0	0	0	1
01:00	0	0	0	0	1	0	0	0	0	0	0	0	0	0	0	2
01:15	0	0	0	0	0	0	0	0	0	0	0	0	0	0	0	1
01:30	0	0	0	0	0	0	0	0	0	0	0	0	0	0	0	0
01:45	0	0	0	0	0	0	0	0	0	0	0	0	0	0	0	0
02:00	0	0	0	0	1	0	0	0	0	0	0	0	0	0	0	1
02:15	0	0	0	0	0	0	0	0	0	0	0	0	0	0	0	0
02:30	0	0	0	0	0	0	0	0	0	0	0	0	0	0	0	0
02:45	0	0	0	0	0	0	0	0	0	0	0	0	0	0	0	0
03:00	0	0	0	1	0	0	0	0	0	0	0	0	0	0	0	1
03:15	0	0	0	0	0	0	0	0	0	0	0	0	0	0	0	1
03:30	0	0	0	0	0	0	0	0	0	0	0	0	0	0	0	0
03:45	0	0	1	0	0	0	0	0	0	0	0	0	0	0	0	1
04:00	0	0	1	0	0	1	0	0	0	0	0	0	0	0	0	2
04:15	0	0	1	0	0	0	0	0	0	0	0	0	0	0	0	1
04:30	0	0	0	0	0	0	0	0	0	0	0	0	0	0	0	0
04:45	0	0	0	0	0	0	0	0	0	0	0	0	0	0	0	0
05:00	0	0	2	0	0	0	0	0	0	0	0	0	0	0	0	2
05:15	0	0	0	0	0	0	0	0	0	0	0	0	0	0	0	0
05:30	0	0	0	0	0	0	0	0	0	0	0	0	0	0	0	0
05:45	0	0	0	0	0	1	0	0	0	0	0	0	0	0	0	1
06:00	0	0	0	0	0	1	0	0	0	0	0	0	0	0	0	1
06:15	0	0	0	0	2	0	0	0	0	0	0	0	0	0	0	2
06:30	0	0	0	0	0	0	1	0	0	0	0	0	0	0	0	0
06:45	0	0	0	1	0	1	0	0	0	0	0	0	0	0	0	1
07:00	0	0	0	1	2	1	1	0	0	0	0	0	0	0	0	5
07:15	0	1	1	2	2	0	0	0	0	0	0	0	0	0	0	6
07:30	0	0	0	2	1	0	0	0	0	0	0	0	0	0	0	3
07:45	0	0	0	1	0	2	0	0	0	0	0	0	0	0	0	3
08:00	0	1	1	6	5	3	0	0	0	0	0	0	0	0	0	16
08:15	0	0	0	3	4	1	1	0	1	0	0	0	0	0	0	10
08:30	0	0	0	0	0	0	1	1	0	0	0	0	0	0	0	2
08:45	0	0	0	2	2	0	0	0	0	0	0	0	0	0	0	4
09:00	0	0	0	1	1	1	0	0	0	0	0	0	0	0	0	3
09:15	0	0	0	6	7	2	2	1	1	0	0	0	0	0	0	19
09:30	0	0	0	1	1	0	0	0	0	0	0	0	0	0	0	2
09:45	0	0	2	1	0	0	1	0	0	0	0	0	0	0	0	4
10:00	0	0	1	1	4	0	1	0	0	0	0	0	0	0	0	7
10:15	0	0	4	3	5	0	3	0	0	0	0	0	0	0	0	15
10:30	0	0	0	0	2	1	3	0	0	0	0	0	0	0	0	6
10:45	0	0	1	0	3	0	0	0	0	0	0	0	0	0	0	4
11:00	0	0	2	1	2	2	0	1	0	0	0	0	0	0	0	8
11:15	0	1	0	0	5	0	1	0	0	0	0	0	0	0	0	7
11:30	0	1	3	1	12	3	4	1	0	0	0	0	0	0	0	25
11:45	0	0	1	1	0	0	1	0	0	0	0	0	0	0	0	3
12:00	0	0	1	2	2	1	0	1	0	0	0	0	0	0	0	7
12:15	0	0	1	1	5	0	0	0	0	0	0	0	0	0	0	7
12:30	0	0	0	0	6	0	0	1	0	0	0	0	0	0	0	7
12:45	0	0	0	0	0	0	0	0	0	0	0	0	0	0	0	0
Total	0	2	14	22	46	12	12	4	1	0	0	0	0	0	0	113

Traffic Survey Specialists, Inc.

624 Gardenia Terrace, Delray Beach, Florida 33444

Phone (561) 272-3255 Fax (561) 272-4381

West Park, Florida
Broward
SW 19 Street East of SW 52 Avenue

41807
Site Code: 00000041807
Station ID: 004117430002
Date Start: 19-Apr-11
Date End: 20-Apr-11

Eastbound

Start Time	010	1115	1620	2125	2630	3133	3436	3739	4042	4345	4648	4951	5254	5557	58147	Total
12 PM	0	0	0	3	2	0	0	0	1	0	0	0	0	0	0	6
12:15	0	2	0	1	0	0	0	0	1	1	1	0	0	0	0	6
12:30	0	0	0	0	2	2	1	0	0	1	0	0	0	0	0	6
12:45	0	1	1	2	2	2	0	0	0	0	0	0	0	0	0	8
13:00	0	3	1	6	6	4	1	0	2	2	1	0	0	0	0	26
13:15	0	0	0	0	2	1	1	0	0	0	0	0	0	0	0	4
13:30	0	0	1	0	2	3	2	0	0	0	0	0	0	0	0	8
13:45	0	0	0	0	4	1	0	0	0	0	0	0	0	0	0	5
14:00	0	0	1	2	2	0	0	2	0	0	0	0	0	0	0	7
14:15	0	0	2	2	10	5	3	2	0	0	0	0	0	0	0	24
14:30	0	0	0	1	2	0	0	0	1	0	0	0	0	0	0	4
14:45	0	0	1	0	1	1	0	0	0	0	0	0	0	0	0	3
15:00	0	0	2	1	4	1	0	1	0	0	0	0	0	0	0	9
15:15	0	0	4	2	12	3	0	1	1	0	0	0	0	0	0	23
15:30	0	0	1	2	2	0	0	0	0	0	0	0	0	0	0	5
15:45	0	0	0	1	3	0	2	0	0	0	0	0	0	0	0	6
16:00	0	0	0	1	3	1	1	1	0	0	0	0	0	0	0	5
16:15	0	0	0	0	2	2	3	0	0	0	0	0	0	0	0	7
16:30	2	0	2	3	2	2	1	1	0	0	0	0	0	0	0	13
16:45	0	0	0	1	3	1	0	0	0	0	0	0	0	0	0	5
17:00	2	0	4	9	8	5	1	1	0	0	0	0	0	0	0	30
17:15	0	1	1	1	1	1	0	1	0	0	0	0	0	0	0	6
17:30	0	1	0	1	3	1	1	0	0	0	0	0	0	0	0	7
17:45	0	0	1	1	5	1	2	0	0	0	0	0	0	0	0	10
18:00	0	0	1	4	8	3	6	1	0	0	0	0	0	0	0	23
18:15	0	0	0	2	1	2	0	0	0	0	0	0	0	0	0	5
18:30	0	0	2	3	2	0	0	0	0	0	0	0	0	0	0	7
18:45	0	0	2	3	2	2	1	0	0	0	0	0	0	0	0	8
19:00	0	0	0	1	3	1	0	0	0	0	0	0	0	0	0	6
19:15	0	0	4	3	14	6	2	0	0	0	0	0	0	0	0	29
19:30	0	0	2	2	3	2	0	0	0	0	0	0	0	0	0	9
19:45	0	0	0	2	3	2	0	0	0	0	0	0	0	0	0	7
20:00	0	0	1	4	1	1	0	0	0	0	0	0	0	0	0	7
20:15	0	0	3	7	11	5	1	0	0	0	0	0	0	0	0	27
20:30	0	1	1	0	3	1	0	0	0	1	0	0	0	0	0	7
20:45	0	0	0	2	1	3	0	0	0	0	0	0	0	0	0	6
21:00	0	0	0	3	1	1	1	0	0	0	0	0	0	0	0	6
21:15	0	1	0	1	1	0	0	1	0	0	0	0	0	0	0	4
21:30	0	2	1	6	6	5	1	1	0	1	0	0	0	0	0	23
21:45	0	1	2	2	0	0	0	0	0	0	0	0	0	0	0	5
22:00	0	0	0	0	1	0	0	0	0	0	0	0	0	0	0	1
22:15	0	0	3	0	0	0	0	0	0	0	0	0	0	0	0	3
22:30	0	0	0	1	1	0	0	0	0	0	0	0	0	0	0	2
22:45	0	1	5	3	2	0	0	0	0	0	0	0	0	0	0	11
23:00	0	0	0	0	0	0	0	0	0	0	0	0	0	0	0	0
23:15	0	0	1	1	2	1	1	1	0	0	0	0	0	0	0	7
23:30	0	0	0	2	1	1	0	0	0	0	0	0	0	0	0	4
23:45	0	0	0	1	0	0	0	0	1	0	0	0	0	0	0	2
Total	2	8	29	52	94	43	20	9	4	3	1	0	0	0	0	265
Total Stats	2	10	43	74	140	55	32	13	5	3	1	0	0	0	0	378

15th Percentile : 21 MPH
50th Percentile : 28 MPH
85th Percentile : 33 MPH
95th Percentile : 37 MPH

Mean Speed(Average) : 27 MPH
10 MPH Pace Speed : 24-33 MPH
Number in Pace : 225
Percent in Pace : 59.5%
Number of Vehicles > 30 MPH : 109
Percent of Vehicles > 30 MPH : 28.8%

Traffic Survey Specialists, Inc.

624 Gardenia Terrace, Delray Beach, Florida 33444

Phone (561) 272-3255 Fax (561) 272-4381

West Park, Florida
Broward
SW 19 Street East of SW 52 Avenue

41807
Site Code: 00000041807
Station ID: 004117430002
Date Start: 19-Apr-11
Date End: 20-Apr-11

Westbound

Start Time	010	1115	1620	2125	2630	3133	3436	3739	4042	4345	4648	4951	5254	5557	58147	Total
4/19/11	0	0	1	1	0	0	0	0	0	0	0	0	0	0	0	2
00:15	0	0	0	0	0	0	1	0	0	0	0	0	0	0	0	1
00:30	0	0	0	1	0	0	1	0	0	0	0	0	0	0	0	2
00:45	0	0	0	1	1	0	0	0	0	0	0	1	0	0	0	3
01:00	0	0	1	3	1	0	2	0	0	0	0	1	0	0	0	8
01:15	0	0	0	0	0	1	0	0	0	0	0	0	0	0	0	1
01:30	0	0	1	0	2	0	0	0	0	0	0	0	0	0	0	3
01:45	0	0	0	0	0	0	0	0	0	0	0	0	0	0	0	0
02:00	0	0	0	0	0	1	0	0	0	0	0	0	0	0	0	1
02:15	0	0	1	0	2	2	0	0	0	0	0	0	0	0	0	5
02:30	0	0	0	0	0	0	0	0	0	0	0	0	0	0	0	0
02:45	0	0	0	0	0	0	1	0	0	0	0	0	0	0	0	1
03:00	0	0	0	0	0	0	1	0	0	0	0	0	0	0	0	1
03:15	0	0	0	0	1	0	0	0	0	0	0	0	0	0	0	0
03:30	0	0	0	0	0	0	1	0	0	0	0	0	0	0	0	1
03:45	0	0	0	0	0	0	0	0	0	0	0	0	0	0	0	0
04:00	0	0	0	0	1	0	1	0	0	0	0	0	0	0	0	2
04:15	0	0	0	0	0	0	0	0	0	0	0	0	0	0	0	0
04:30	0	0	0	0	0	0	0	0	0	0	0	0	0	0	0	0
04:45	0	0	0	0	0	1	0	0	0	0	0	0	0	0	0	1
05:00	0	0	0	0	0	1	0	0	0	0	0	0	0	0	0	1
05:15	0	1	0	0	0	0	1	0	0	0	0	0	0	0	0	2
05:30	0	0	0	0	0	0	0	0	0	0	0	0	0	0	0	0
05:45	0	0	1	0	0	0	0	0	0	0	0	0	0	0	0	1
06:00	0	1	1	0	0	0	1	0	0	0	0	0	0	0	0	3
06:15	0	0	0	0	1	0	1	0	0	0	0	0	0	0	0	2
06:30	0	0	0	0	1	1	1	0	0	0	0	0	0	0	0	3
06:45	0	0	0	0	1	0	0	0	0	0	0	0	0	0	0	1
07:00	0	0	0	0	4	1	2	0	1	0	0	0	0	0	0	8
07:15	0	0	0	1	1	0	0	1	0	0	0	0	0	0	0	3
07:30	0	0	0	2	1	0	0	0	0	0	0	0	0	0	0	3
07:45	0	0	1	2	4	0	1	1	1	0	0	0	0	0	0	10
08:00	0	0	1	2	1	2	1	1	0	0	0	0	0	0	0	8
08:15	0	0	2	5	8	3	2	3	1	0	0	0	0	0	0	24
08:30	0	0	0	0	2	2	0	1	0	0	0	0	0	0	0	5
08:45	0	1	0	2	1	1	0	0	0	0	0	0	0	0	0	5
09:00	0	2	1	0	2	1	0	0	0	0	0	0	0	0	0	6
09:15	0	0	1	2	1	2	1	0	0	0	0	0	0	0	0	7
09:30	0	3	2	4	6	6	1	1	0	0	0	0	0	0	0	23
09:45	0	0	0	1	1	2	0	1	0	0	0	0	0	0	0	5
10:00	0	0	1	1	0	0	0	0	0	0	0	0	0	0	0	2
10:15	0	0	1	1	0	0	0	0	0	0	0	0	0	0	0	6
10:30	0	0	4	1	1	0	0	0	0	0	0	0	0	0	0	6
10:45	0	0	1	6	3	0	0	1	0	0	0	0	0	0	0	11
11:00	0	0	6	9	5	2	0	2	0	0	0	0	0	0	0	24
11:15	0	0	0	1	2	2	2	1	0	0	0	0	0	0	0	8
11:30	0	1	0	2	3	1	1	1	0	0	0	0	0	0	0	9
11:45	0	0	1	0	1	0	0	0	0	0	0	0	0	0	0	2
12:00	0	0	1	1	4	0	1	0	0	0	0	0	0	0	0	7
12:15	0	1	2	4	10	3	4	2	0	0	0	0	0	0	0	26
12:30	0	0	1	2	4	2	2	1	0	0	0	0	0	0	0	12
12:45	0	0	1	1	3	1	1	0	0	0	0	0	0	0	0	7
13:00	0	0	0	2	1	0	0	0	0	0	0	0	0	0	0	3
13:15	0	1	0	2	3	1	1	0	0	0	0	0	0	0	0	8
13:30	0	1	2	7	11	4	4	1	0	0	0	0	0	0	0	30
Total	0	6	17	32	48	22	18	9	2	0	0	1	0	0	0	155

West Park, Florida
 Broward
 SW 19 Street East of SW 52 Avenue

Traffic Survey Specialists, Inc.
 624 Gardenia Terrace, Delray Beach, Florida 33444
 Phone (561) 272-3255 Fax (561) 272-4381

Page 5
 41807
 Site Code: 00000041807
 Station ID: 004117430002
 Date Start: 19-Apr-11
 Date End: 20-Apr-11

Eastbound, Westbound

Start Time	010	1115	1620	2125	2630	3133	3436	3739	4042	4345	4648	4951	5254	5557	58147	Total
4/19/11	0	0	1	1	0	0	1	0	0	0	0	0	0	0	0	3
00:15	0	0	0	0	0	0	1	0	0	0	0	0	0	0	0	1
00:30	0	0	0	1	0	0	1	0	0	0	0	0	0	0	0	2
00:45	0	0	0	1	2	0	0	0	0	0	0	1	0	0	0	4
01:00	0	0	1	3	2	0	3	0	0	0	0	1	0	0	0	10
01:15	0	0	0	0	1	1	0	0	0	0	0	0	0	0	0	2
01:30	0	0	1	0	2	0	0	0	0	0	0	0	0	0	0	3
01:45	0	0	0	0	0	0	0	0	0	0	0	0	0	0	0	0
02:00	0	0	0	0	0	1	0	0	0	0	0	0	0	0	0	0
02:15	0	0	1	0	3	2	0	0	0	0	0	0	0	0	0	6
02:30	0	0	0	1	0	0	0	0	0	0	0	0	0	0	0	1
02:45	0	0	0	0	0	0	1	0	0	0	0	0	0	0	0	0
03:00	0	0	0	1	0	0	1	0	0	0	0	0	0	0	0	2
03:15	0	0	0	0	0	1	0	0	0	0	0	0	0	0	0	1
03:30	0	0	0	0	1	0	0	0	0	0	0	0	0	0	0	1
03:45	0	0	1	0	0	0	0	0	0	0	0	0	0	0	0	1
04:00	0	0	1	0	1	1	1	0	0	0	0	0	0	0	0	4
04:15	0	0	1	0	0	0	0	0	0	0	0	0	0	0	0	1
04:30	0	0	0	0	0	0	0	0	0	0	0	0	0	0	0	0
04:45	0	0	0	0	0	1	0	0	0	0	0	0	0	0	0	1
05:00	0	0	2	0	0	1	0	0	0	0	0	0	0	0	0	3
05:15	0	1	0	0	0	0	1	0	0	0	0	0	0	0	0	2
05:30	0	0	0	0	0	0	0	0	0	0	0	0	0	0	0	0
05:45	0	0	1	0	0	1	0	0	0	0	0	0	0	0	0	2
06:00	0	1	1	0	0	1	1	0	0	0	0	0	0	0	0	4
06:15	0	0	0	0	3	0	1	0	0	0	0	0	0	0	0	4
06:30	0	0	0	0	1	1	1	0	0	0	0	0	0	0	0	3
06:45	0	0	0	1	1	1	0	0	1	0	0	0	0	0	0	2
07:00	0	0	0	1	6	2	3	0	1	0	0	0	0	0	0	4
07:15	0	1	1	3	3	0	0	1	0	0	0	0	0	0	0	13
07:30	0	0	0	2	3	1	0	0	0	0	0	0	0	0	0	9
07:45	0	0	1	3	4	2	1	1	1	0	0	0	0	0	0	13
08:00	0	0	1	3	3	3	1	1	0	0	0	0	0	0	0	12
08:15	0	1	3	11	13	6	2	3	1	0	0	0	0	0	0	40
08:30	0	0	0	3	6	3	1	1	1	0	0	0	0	0	0	15
08:45	0	1	0	2	1	1	1	1	0	0	0	0	0	0	0	7
09:00	0	2	1	2	4	1	0	0	0	0	0	0	0	0	0	10
09:15	0	0	1	3	2	3	1	0	0	0	0	0	0	0	0	10
09:30	0	0	2	10	13	8	3	2	1	0	0	0	0	0	0	42
09:45	0	0	0	2	2	2	0	1	0	0	0	0	0	0	0	7
10:00	0	0	3	2	0	0	1	0	0	0	0	0	0	0	0	6
10:15	0	0	5	1	1	0	1	0	0	0	0	0	0	0	0	8
10:30	0	0	2	7	7	0	1	1	0	0	0	0	0	0	0	18
10:45	0	0	10	12	10	2	3	2	0	0	0	0	0	0	0	39
11:00	0	0	0	1	4	3	5	1	0	0	0	0	0	0	0	14
11:15	0	1	1	2	6	1	1	1	0	0	0	0	0	0	0	13
11:30	0	0	3	1	3	2	0	1	0	0	0	0	0	0	0	10
11:45	0	1	1	1	9	0	2	0	0	0	0	0	0	0	0	14
12:00	0	2	5	5	22	6	8	3	0	0	0	0	0	0	0	51
12:15	0	0	2	3	4	2	3	1	0	0	0	0	0	0	0	15
12:30	0	0	2	3	5	2	1	1	0	0	0	0	0	0	0	14
12:45	0	0	1	3	6	0	0	0	0	0	0	0	0	0	0	10
Total	0	1	0	2	9	1	1	1	0	0	0	0	0	0	0	15
	0	1	5	11	24	5	5	3	0	0	0	0	0	0	0	54
Total	0	8	31	54	94	34	30	13	3	0	0	1	0	0	0	268

Traffic Survey Specialists, Inc.

West Park, Florida
Broward
SW 22 Street East of SW 54 Avenue

624 Gardenia Terrace, Delray Beach, Florida 33444
Phone (561) 272-3255 Fax (561) 272-4381

41804
Site Code: 00000041804
Station ID: 000058410067
Date Start: 19-Apr-11
Date End: 20-Apr-11

Eastbound

Start Time	0 10	11 15	16 20	21 25	26 30	31 33	34 36	37 39	40 42	43 45	46 48	49 51	52 54	55 57	58 147	Total
4/19/11	0	0	0	1	0	0	0	0	0	0	0	0	0	0	0	1
00:15	0	0	0	0	0	0	0	0	0	0	0	0	0	0	0	0
00:30	0	0	0	0	0	0	0	0	0	0	0	0	0	0	0	0
00:45	0	0	1	0	1	0	0	0	0	0	0	0	0	0	0	2
01:00	0	0	1	1	1	0	0	0	0	0	0	0	0	0	0	3
01:15	0	0	0	0	0	0	0	0	0	0	0	0	0	0	0	0
01:30	0	0	0	0	1	0	0	0	0	0	0	0	0	0	0	1
01:45	0	0	0	0	0	0	0	0	0	0	0	0	0	0	0	0
02:00	0	0	0	0	1	0	0	0	0	0	0	0	0	0	0	1
02:15	0	0	0	0	0	0	0	0	0	0	0	0	0	0	0	0
02:30	0	0	0	0	0	0	0	0	0	0	0	0	0	0	0	0
02:45	0	0	0	0	0	0	0	0	0	0	0	0	0	0	0	0
03:00	0	0	0	0	0	0	0	0	0	0	0	0	0	0	0	0
03:15	0	0	0	0	0	0	0	0	0	0	0	0	0	0	0	0
03:30	0	0	0	0	1	0	0	0	0	0	0	0	0	0	0	1
03:45	0	0	0	0	0	0	0	0	0	0	0	0	0	0	0	0
04:00	0	0	0	0	1	0	0	0	0	0	0	0	0	0	0	1
04:15	0	0	1	0	0	0	0	0	0	0	0	0	0	0	0	1
04:30	0	0	0	0	0	0	0	0	0	0	0	0	0	0	0	0
04:45	0	0	0	0	0	0	0	0	0	0	0	0	0	0	0	0
05:00	0	0	1	0	0	0	0	0	0	0	0	0	0	0	0	1
05:15	0	0	0	0	0	0	0	0	0	0	0	0	0	0	0	0
05:30	0	0	1	0	0	0	0	0	0	0	0	0	0	0	0	1
05:45	0	0	0	0	0	0	1	0	0	0	0	0	0	0	0	0
06:00	0	0	1	0	0	0	1	0	0	0	0	0	0	0	0	2
06:15	1	0	0	2	0	0	0	1	0	0	0	0	0	0	0	4
06:30	0	0	1	1	0	0	0	0	0	0	0	0	0	0	0	2
06:45	0	0	1	0	1	0	0	0	0	0	0	0	0	0	0	2
07:00	1	0	0	0	0	1	0	1	0	0	0	0	0	0	0	9
07:15	0	0	2	3	1	1	0	0	0	0	0	0	0	0	0	0
07:30	1	0	0	4	1	0	1	0	0	0	0	0	0	0	0	7
07:45	0	0	0	0	3	0	0	0	0	0	0	0	0	0	0	3
08:00	0	1	0	0	1	0	0	0	0	0	0	0	0	0	0	2
08:15	1	1	0	4	5	0	1	0	0	0	0	0	0	0	0	12
08:30	0	1	0	0	0	0	1	0	0	0	0	0	0	0	0	2
08:45	1	2	1	1	0	0	0	1	0	0	0	0	0	0	0	6
09:00	0	0	0	2	0	0	0	0	0	0	0	0	0	0	0	2
09:15	1	0	0	4	2	2	0	0	0	0	0	0	0	0	0	9
09:30	2	3	1	7	2	2	1	1	0	0	0	0	0	0	0	19
09:45	0	0	1	2	0	0	0	0	0	0	0	0	0	0	0	3
10:00	0	1	0	2	3	0	0	0	1	0	0	0	0	0	0	7
10:15	0	0	0	2	0	0	0	0	0	0	0	0	0	0	0	2
10:30	0	0	0	3	0	0	0	0	0	0	0	0	0	0	0	3
10:45	0	1	1	9	3	0	0	0	1	0	0	0	0	0	0	15
11:00	0	0	1	1	0	0	0	0	0	0	0	0	0	0	0	2
11:15	0	0	0	2	0	2	0	0	0	0	0	0	0	0	0	4
11:30	0	1	1	0	0	0	0	0	0	0	0	0	0	0	0	2
11:45	0	0	0	0	0	0	0	0	0	0	0	0	0	0	0	0
Total	3	7	6	10	35	16	5	6	3	1	0	0	0	0	0	18
Total	7	6	10	35	16	5	6	3	1	0	0	0	0	0	0	89

Traffic Survey Specialists, Inc.

West Park, Florida
Broward
SW 22 Street East of SW 54 Avenue

624 Gardenia Terrace, Delray Beach, Florida 33444
Phone (561) 272-3255 Fax (561) 272-4381

41804
Site Code: 00000041804
Station ID: 000058410067
Date Start: 19-Apr-11
Date End: 20-Apr-11

Westbound

Start Time	0 10	11 15	16 20	21 25	26 30	31 33	34 36	37 39	40 42	43 45	46 48	49 51	52 54	55 57	58 147	Total
4/19/11	0	0	0	0	0	0	0	0	0	0	0	0	0	0	0	0
00:15	1	0	1	1	0	0	0	0	0	0	0	0	0	0	0	3
00:30	0	0	0	0	0	1	0	0	0	0	0	0	0	0	0	1
00:45	0	0	0	0	0	0	0	0	0	0	0	0	0	0	0	0
01:00	1	0	1	1	0	1	0	0	0	0	0	0	0	0	0	4
01:15	0	0	0	0	0	0	0	0	0	0	0	0	0	0	0	0
01:30	0	0	0	0	0	1	0	0	0	0	0	0	0	0	0	1
01:45	0	0	0	0	0	0	0	0	0	0	0	0	0	0	0	0
02:00	0	0	0	0	1	1	0	0	0	0	0	0	0	0	0	2
02:15	0	0	0	0	0	0	0	0	0	0	0	0	0	0	0	0
02:30	0	0	0	0	0	0	0	0	0	0	0	0	0	0	0	0
02:45	0	0	0	0	0	0	0	0	0	0	0	0	0	0	0	0
03:00	0	0	0	0	0	0	0	0	0	0	0	0	0	0	0	0
03:15	0	0	0	0	0	0	0	0	0	0	0	0	0	0	0	0
03:30	0	0	0	0	0	0	0	0	0	0	0	0	0	0	0	0
03:45	0	0	0	0	0	0	0	0	0	0	0	0	0	0	0	0
04:00	0	0	0	0	0	0	0	0	0	0	0	0	0	0	0	0
04:15	0	0	0	0	0	0	0	0	0	0	0	0	0	0	0	0
04:30	0	0	0	0	0	0	0	0	0	0	0	0	0	0	0	0
04:45	0	0	0	0	0	0	0	0	0	0	0	0	0	0	0	0
05:00	0	0	0	0	0	0	0	0	0	0	0	0	0	0	0	0
05:15	0	0	0	0	1	0	0	0	0	0	0	0	0	0	0	1
05:30	0	0	0	0	0	0	0	0	0	0	0	0	0	0	0	0
05:45	0	0	0	0	0	0	0	0	0	0	0	0	0	0	0	0
06:00	0	0	0	0	1	0	0	0	0	0	0	0	0	0	0	1
06:15	0	0	0	0	0	1	0	0	0	0	0	0	0	0	0	2
06:30	0	0	0	1	3	0	0	0	0	0	0	0	0	0	0	4
06:45	1	0	1	0	1	1	0	0	0	0	0	0	0	0	0	4
07:00	1	0	1	2	4	2	1	0	0	1	0	0	0	0	0	12
07:15	0	0	0	0	0	1	0	0	0	0	0	0	0	0	0	2
07:30	0	0	0	0	2	2	0	0	0	0	0	0	0	0	0	4
07:45	0	1	1	1	0	0	0	0	0	0	0	0	0	0	0	3
08:00	0	0	1	1	2	1	0	0	0	0	0	0	0	0	0	5
08:15	0	1	2	3	4	4	0	0	0	0	0	0	0	0	0	14
08:30	0	0	1	1	0	1	0	0	0	0	0	0	0	0	0	3
08:45	0	1	0	0	4	1	0	0	0	0	0	0	0	0	0	6
09:00	0	1	1	2	1	1	0	0	0	0	0	0	0	0	0	6
09:15	0	2	1	0	1	0	0	0	0	0	0	0	0	0	0	4
09:30	0	4	3	3	6	2	1	0	0	0	0	0	0	0	0	19
09:45	0	0	1	0	0	1	0	0	0	0	0	0	0	0	0	2
10:00	0	0	0	0	1	0	0	0	0	0	0	0	0	0	0	1
10:15	0	1	0	3	2	0	0	0	0	0	0	0	0	0	0	6
10:30	1	1	1	4	1	2	0	0	0	0	0	0	0	0	0	10
10:45	0	0	0	7	0	0	0	0	0	0	0	0	0	0	0	7
11:00	4	1	2	14	2	3	0	0	0	0	0	0	0	0	0	26
11:15	0	0	1	6	0	0	0	0	0	0	0	0	0	0	0	7
11:30	0	0	1	2	0	0	0	0	1	0	0	0	0	0	0	4
11:45	1	0	0	2	1	0	0	0	0	0	0	0	0	0	0	4
12:00	0	2	2	3	0	0	0	0	0	0	0	0	0	0	0	7
Total	1	2	4	13	1	0	0	0	1	0	0	0	0	0	0	22
Total	8	10	16	39	22	14	2	0	1	1	0	0	0	0	0	113

Traffic Survey Specialists, Inc.

624 Gardenia Terrace, Delray Beach, Florida 33444

Phone (561) 272-3255 Fax (561) 272-4381

West Park, Florida
Broward
SW 22 Street East of SW 54 Avenue

41804
Site Code: 00000041804
Station ID: 000058410067
Date Start: 19-Apr-11
Date End: 20-Apr-11

Westbound

Table with columns: Start Time, 0-58, Total. Rows include time intervals from 12 PM to 23:45 and summary rows for Total and Stats.

Stats
15th Percentile : 17 MPH
50th Percentile : 24 MPH
85th Percentile : 31 MPH
95th Percentile : 34 MPH

Mean Speed(Average) : 24 MPH
10 MPH Pace Speed : 21-30 MPH
Number in Pace : 209
Percent in Pace : 55.4%
Number of Vehicles > 30 MPH : 68
Percent of Vehicles > 30 MPH : 18.0%

Traffic Survey Specialists, Inc.

West Park, Florida
Broward
SW 23 Street East of SW 44 Avenue

624 Gardenia Terrace, Delray Beach, Florida 33444
Phone (561) 272-3255 Fax (561) 272-4381

41813
Site Code: 00000041813
Station ID: 000110252092
Date Start: 19-Apr-11
Date End: 20-Apr-11

Eastbound

Start Time	0 10	11 15	16 20	21 25	26 30	31 33	34 36	37 39	40 42	43 45	46 48	49 51	52 54	55 57	58 147	Total
4/19/11	0	0	0	0	0	0	0	0	0	0	0	0	0	0	0	0
00:15	0	0	0	0	0	0	0	0	0	0	0	0	0	0	0	0
00:30	0	0	0	0	0	1	0	0	0	0	0	0	0	0	0	1
00:45	0	0	0	0	0	0	0	0	0	0	0	0	0	0	0	0
01:00	0	0	0	0	0	1	0	0	0	0	0	0	0	0	0	1
01:15	0	0	1	0	0	0	0	0	0	0	0	0	0	0	0	1
01:30	0	0	0	0	2	0	0	0	0	0	0	0	0	0	0	2
01:45	0	0	0	0	0	0	0	0	0	0	0	0	0	0	0	0
02:00	0	0	1	0	2	0	0	0	0	0	0	0	0	0	0	3
02:15	0	0	0	0	0	0	0	0	0	0	0	0	0	0	0	0
02:30	0	0	0	0	0	0	0	0	0	0	0	0	0	0	0	0
02:45	0	0	0	0	0	0	0	0	0	0	0	0	0	0	0	0
03:00	0	0	0	0	0	0	0	0	0	0	0	0	0	0	0	0
03:15	0	0	0	0	1	0	0	0	0	0	0	0	0	0	0	1
03:30	0	0	0	0	0	0	0	0	0	0	0	0	0	0	0	0
03:45	0	0	0	0	0	0	0	0	0	0	0	0	0	0	0	0
04:00	0	0	0	0	1	0	0	0	0	0	0	0	0	0	0	1
04:15	0	0	0	0	0	0	0	0	0	0	0	0	0	0	0	0
04:30	0	0	0	0	1	0	0	0	0	0	0	0	0	0	0	1
04:45	0	0	0	0	0	0	1	0	0	0	0	0	0	0	0	0
05:00	0	0	0	0	1	0	1	0	0	0	0	0	0	0	0	2
05:15	0	0	0	0	0	0	0	0	0	0	0	0	0	0	0	0
05:30	0	0	0	0	0	0	0	0	0	0	0	0	0	0	0	0
05:45	0	0	0	0	1	0	0	0	0	0	0	0	0	0	0	1
06:00	0	1	0	0	0	0	0	0	0	0	0	0	0	0	0	2
06:15	0	1	2	0	3	0	0	0	0	0	0	0	0	0	0	6
06:30	0	0	0	0	1	0	1	0	0	0	0	0	0	0	0	2
06:45	0	0	0	1	1	0	0	0	0	0	0	0	0	0	0	2
07:00	0	1	2	2	2	2	0	0	0	0	0	0	0	0	0	5
07:15	0	0	0	2	7	2	1	0	0	0	0	0	0	0	0	15
07:30	0	0	0	2	0	1	0	0	0	0	0	0	0	0	0	3
07:45	0	0	0	3	2	1	0	1	0	0	0	0	0	0	0	7
08:00	0	1	1	1	4	1	1	0	0	0	0	0	0	0	0	9
08:15	0	0	1	1	2	0	1	0	0	0	0	0	0	0	0	5
08:30	0	1	2	2	4	3	0	1	0	0	0	0	0	0	0	24
08:45	0	0	1	2	1	2	0	0	0	0	0	0	0	0	0	6
09:00	0	0	1	2	2	2	2	0	0	0	0	0	0	0	0	9
09:15	0	0	0	1	2	0	0	0	0	0	0	0	0	0	0	5
09:30	0	0	1	0	3	0	0	0	0	0	0	0	0	0	0	4
09:45	0	0	0	0	0	0	1	0	0	0	0	0	0	0	0	1
10:00	0	1	1	2	4	2	1	0	0	0	0	0	0	0	0	11
10:15	0	0	1	2	2	1	0	0	0	0	0	0	0	0	0	6
10:30	0	0	1	0	3	1	0	0	0	0	0	0	0	0	0	5
10:45	0	0	0	0	0	1	1	0	0	0	0	0	0	0	0	2
11:00	0	0	0	0	1	0	1	0	0	0	0	0	0	0	0	15
11:15	0	0	2	2	6	4	1	0	0	0	0	0	0	0	0	2
11:30	0	0	0	1	1	0	0	0	0	0	0	0	0	0	0	3
11:45	1	0	1	0	1	1	0	0	0	0	0	0	0	0	0	4
Total	1	4	13	17	44	21	10	0	1	0	0	0	0	0	0	111

Traffic Survey Specialists, Inc.

West Park, Florida
Broward
SW 23 Street East of SW 44 Avenue

624 Gardenia Terrace, Delray Beach, Florida 33444
Phone (561) 272-3255 Fax (561) 272-4381

41813
Site Code: 00000041813
Station ID: 000110252092
Date Start: 19-Apr-11
Date End: 20-Apr-11

Westbound

Start Time	010	1115	1620	2125	2630	3133	3436	3739	4042	4345	4648	4951	5254	5557	58147	Total
4/19/11	0	0	0	0	0	0	0	0	0	0	0	0	0	0	0	0
00:15	0	0	0	0	0	1	1	0	0	0	0	0	0	0	0	2
00:30	0	0	0	1	1	0	0	0	0	0	0	0	0	0	0	2
00:45	0	1	0	0	0	0	0	0	0	0	0	0	0	0	0	1
01:00	0	1	0	1	1	1	1	0	0	0	0	0	0	0	0	5
01:15	0	0	0	0	0	0	0	0	0	0	0	0	0	0	0	0
01:30	0	0	1	0	0	0	0	0	0	0	0	0	0	0	0	1
01:45	0	0	0	0	0	0	0	0	0	0	0	0	0	0	0	0
02:00	0	0	1	0	0	0	0	0	0	0	0	0	0	0	0	1
02:15	0	0	0	0	0	0	0	0	0	0	0	0	0	0	0	0
02:30	0	0	0	0	0	0	0	0	0	0	0	0	0	0	0	0
02:45	0	0	0	0	0	0	0	0	0	0	0	0	0	0	0	0
03:00	0	0	0	0	1	0	0	0	0	0	0	0	0	0	0	1
03:15	0	0	0	0	0	0	0	0	0	0	0	0	0	0	0	0
03:30	0	0	0	0	0	0	0	0	0	0	0	0	0	0	0	0
03:45	0	0	0	0	0	0	0	0	0	0	0	0	0	0	0	0
04:00	0	0	0	0	0	0	0	0	0	0	0	0	0	0	0	0
04:15	0	0	0	0	0	0	0	0	0	0	0	0	0	0	0	0
04:30	0	0	0	0	0	1	0	0	0	0	0	0	0	0	0	1
04:45	0	0	0	0	0	0	0	0	0	0	0	0	0	0	0	0
05:00	0	0	0	0	0	1	0	0	0	0	0	0	0	0	0	1
05:15	0	0	0	0	0	0	1	0	0	0	0	0	0	0	0	1
05:30	0	0	0	0	0	0	0	0	0	0	0	0	0	0	0	0
05:45	0	0	0	0	1	0	0	0	0	0	0	0	0	0	0	1
06:00	0	0	0	0	1	0	1	0	0	0	0	0	0	0	0	2
06:15	0	0	0	1	5	0	0	0	0	0	0	0	0	0	0	6
06:30	1	0	0	1	3	0	0	0	0	0	0	0	0	0	0	5
06:45	0	0	0	0	3	0	3	1	0	0	0	0	0	0	0	7
07:00	1	0	0	2	12	0	3	1	0	0	0	0	0	0	0	19
07:15	0	0	0	1	1	0	0	0	0	0	0	0	0	0	0	2
07:30	0	1	0	1	0	0	0	0	0	0	0	0	0	0	0	2
07:45	0	0	1	0	1	1	0	0	0	0	0	0	0	0	0	3
08:00	0	0	0	1	1	1	1	0	1	0	1	0	0	0	0	5
08:15	0	1	3	3	2	2	1	2	0	0	0	0	0	0	0	12
08:30	0	1	3	1	2	1	2	0	0	0	0	0	0	0	0	7
08:45	0	0	0	3	2	0	2	0	0	0	0	0	0	0	0	7
09:00	1	0	0	0	2	1	1	0	0	0	0	0	0	0	0	5
09:15	1	1	3	6	7	3	5	0	0	0	0	0	0	0	0	26
09:30	0	0	1	1	0	1	0	0	0	0	0	0	0	0	0	3
09:45	0	0	0	1	1	0	1	0	0	0	0	0	0	0	0	3
10:00	0	0	0	1	3	2	1	0	0	0	0	0	0	0	0	12
10:15	0	0	1	0	3	1	0	1	0	0	0	0	0	0	0	6
10:30	0	0	0	0	0	1	0	0	2	0	0	0	0	0	0	3
10:45	0	0	0	2	0	0	0	0	0	1	0	0	0	0	0	3
11:00	0	0	1	1	2	1	0	0	0	0	0	0	0	0	0	5
11:15	0	0	2	3	5	3	0	1	2	1	0	0	0	0	0	17
11:30	0	0	0	0	1	0	0	0	0	0	0	0	0	0	0	1
11:45	1	0	2	1	2	0	0	0	0	0	0	0	0	0	0	6
Total	1	0	2	2	5	3	0	0	1	0	0	0	0	0	0	14
Total	4	3	10	20	39	15	12	2	3	2	0	0	0	0	0	110

Traffic Survey Specialists, Inc.

624 Gardenia Terrace, Delray Beach, Florida 33444

Phone (561) 272-3255 Fax (561) 272-4381

West Park, Florida
Broward
SW 23 Street East of SW 44 Avenue

41813
Site Code: 00000041813
Station ID: 000110252092
Date Start: 19-Apr-11
Date End: 20-Apr-11

Westbound

Start Time	010	1115	1620	2125	2630	3133	3436	3739	4042	4345	4648	4951	5254	5557	58147	Total
12 PM	0	0	0	0	2	0	0	1	0	0	0	0	0	0	0	3
12:15	0	0	1	0	1	2	0	0	0	0	0	0	0	0	0	4
12:30	0	0	0	1	2	0	1	0	0	0	0	0	0	0	0	4
12:45	0	0	0	0	1	0	0	0	0	0	0	0	0	0	0	1
13:00	0	0	1	1	6	2	1	1	0	0	0	0	0	0	0	12
13:15	0	0	2	1	2	0	0	0	0	0	0	0	0	0	0	5
13:30	0	0	1	2	2	1	1	0	0	0	0	0	0	0	0	7
13:45	0	0	0	1	2	0	0	0	0	0	0	0	0	0	0	3
14:00	0	0	0	3	4	0	0	0	0	0	0	0	0	0	0	7
14:15	0	0	3	7	10	1	1	0	0	0	0	0	0	0	0	22
14:30	0	0	2	1	5	0	0	0	0	0	0	0	0	0	0	8
14:45	0	0	0	0	2	3	0	0	0	0	0	0	0	0	0	5
15:00	0	1	1	1	1	3	0	0	0	0	0	0	0	0	0	7
15:15	0	0	0	0	2	1	0	0	0	0	0	0	0	0	0	3
15:30	0	0	0	0	2	1	0	0	0	0	0	0	0	0	0	7
15:45	2	1	1	4	3	1	0	0	0	0	0	0	0	0	0	12
16:00	2	1	2	12	10	6	3	0	1	0	0	0	0	0	0	37
16:15	0	1	1	0	2	2	0	0	0	0	0	0	0	0	0	6
16:30	0	0	0	0	2	3	1	1	0	0	0	0	0	0	0	7
16:45	0	0	0	2	5	2	0	1	0	0	0	0	0	0	0	10
17:00	0	1	0	1	2	0	0	1	0	0	0	0	0	0	0	5
17:15	0	2	1	3	11	7	1	3	0	0	0	0	0	0	0	28
17:30	0	0	0	1	4	2	0	0	1	0	0	0	0	0	0	8
17:45	0	0	0	1	4	2	1	0	0	0	0	0	0	0	0	8
18:00	0	0	1	6	19	5	4	1	2	0	1	0	0	0	0	39
18:15	0	0	0	4	3	1	2	0	0	0	0	0	0	0	0	10
18:30	0	0	2	6	4	2	0	0	0	1	0	0	0	0	0	15
18:45	0	0	1	2	0	1	3	0	0	0	0	0	0	0	0	7
19:00	0	0	0	4	2	3	1	0	0	1	0	0	0	0	0	11
19:15	0	0	3	16	9	7	6	0	0	2	0	0	0	0	0	43
19:30	0	0	0	0	3	0	0	0	0	0	0	0	0	0	0	3
19:45	0	2	0	0	0	0	0	0	0	0	0	0	0	0	0	2
20:00	0	0	0	2	1	0	0	0	0	0	0	0	0	0	0	5
20:15	0	0	1	4	8	3	2	0	0	0	0	0	0	0	0	20
20:30	0	0	0	1	2	0	0	0	1	1	0	0	0	0	0	5
20:45	0	0	0	1	2	0	0	1	0	0	0	0	0	0	0	3
21:00	0	0	1	4	6	2	0	2	1	2	0	0	0	0	0	18
21:15	0	0	0	0	1	1	0	1	0	0	0	0	0	0	0	3
21:30	0	0	0	0	0	0	0	0	0	0	0	0	0	0	0	0
21:45	0	0	0	1	0	1	1	0	0	0	0	0	0	0	0	3
22:00	0	0	0	0	2	0	0	0	0	0	0	0	0	0	0	2
22:15	0	0	0	1	3	1	1	0	1	0	0	0	0	0	0	8
22:30	0	0	0	0	1	0	0	0	0	0	0	0	0	0	0	2
22:45	0	0	0	0	2	0	0	0	0	0	0	0	0	0	0	3
23:00	0	0	0	1	3	1	1	0	1	0	0	0	0	0	0	7
23:15	0	0	0	0	1	0	1	0	0	0	0	0	0	0	0	2
23:30	0	0	0	2	3	2	1	0	0	0	0	0	0	0	0	8
23:45	0	0	0	1	0	0	0	0	1	0	0	0	0	0	0	2
Total	2	6	16	61	99	45	22	8	6	4	1	0	0	0	0	270
Total Stats	6	9	26	81	138	60	34	10	9	6	1	0	0	0	0	380

15th Percentile : 21 MPH
50th Percentile : 28 MPH
85th Percentile : 34 MPH
95th Percentile : 38 MPH

Mean Speed(Average) : 28 MPH
10 MPH Pace Speed : 24-33 MPH
Number in Pace : 231
Percent in Pace : 60.8%
Number of Vehicles > 30 MPH : 120
Percent of Vehicles > 30 MPH : 31.6%

Eastbound, Westbound

Start Time	010	1115	1620	2125	2630	3133	3436	3739	4042	4345	4648	4951	5254	5557	58147	Total
12 PM	1	1	0	2	2	0	0	1	0	0	0	0	0	0	0	7
12:15	0	0	1	3	1	2	0	0	0	0	1	0	0	0	0	8
12:30	0	0	0	1	3	0	1	0	0	0	0	0	0	0	0	5
12:45	0	0	0	2	2	0	0	0	0	0	0	0	0	0	0	4
13:00	1	1	1	8	8	2	1	1	0	0	1	0	0	0	0	24
13:15	0	0	2	2	5	1	0	0	0	0	0	0	0	0	0	10
13:30	0	0	1	5	3	1	1	0	0	0	1	0	0	0	0	12
13:45	0	0	1	1	3	0	0	0	0	1	0	0	0	0	0	6
14:00	0	0	0	6	5	0	1	0	0	0	0	0	0	0	0	12
14:15	0	0	4	14	16	2	2	0	0	1	1	0	0	0	0	40
14:30	0	0	2	2	10	1	1	0	0	0	0	0	0	0	0	16
14:45	0	0	0	3	4	4	0	0	0	0	0	0	0	0	0	11
15:00	0	2	1	5	7	4	0	1	0	0	0	0	0	0	0	20
15:15	0	0	1	0	4	1	0	1	0	0	0	0	0	0	0	7
15:30	0	2	4	10	25	10	1	2	0	0	0	0	0	0	0	54
15:45	0	0	1	4	1	1	0	0	1	0	0	0	0	0	0	8
16:00	0	0	0	4	8	2	3	0	0	0	0	0	0	0	0	17
16:15	0	0	1	4	3	2	0	0	0	0	0	0	0	0	0	10
16:30	2	3	2	6	5	2	0	0	0	0	0	0	0	0	0	20
16:45	2	3	4	18	17	7	3	0	1	0	0	0	0	0	0	55
17:00	1	1	1	1	3	2	0	0	0	0	0	0	0	0	0	9
17:15	0	1	0	2	4	5	1	1	1	0	0	0	0	0	0	15
17:30	0	0	2	3	7	3	0	1	0	0	0	0	0	0	0	16
17:45	0	1	1	2	4	0	1	1	0	0	0	0	0	0	0	10
18:00	1	3	4	8	18	10	2	3	1	0	0	0	0	0	0	50
18:15	0	0	1	3	7	2	0	0	1	0	0	0	0	0	0	14
18:30	0	0	1	4	7	1	4	0	1	0	1	0	0	0	0	19
18:45	0	0	0	2	6	2	1	1	0	0	0	0	0	0	0	12
19:00	0	0	0	3	9	2	1	2	0	1	0	0	0	0	0	18
19:15	0	0	2	12	29	7	6	3	2	1	1	0	0	0	0	63
19:30	0	1	0	5	6	2	2	0	0	0	0	0	0	0	0	16
19:45	0	0	2	7	7	4	0	0	0	1	0	0	0	0	0	21
20:00	0	0	1	3	3	2	3	1	0	0	0	0	0	0	0	13
20:15	0	0	0	6	3	5	1	0	0	1	0	0	0	0	0	16
20:30	0	1	3	21	19	13	6	1	0	2	0	0	0	0	0	66
20:45	0	0	0	0	7	3	0	0	0	0	0	0	0	0	0	10
21:00	0	2	0	0	0	1	0	0	0	0	1	0	0	0	0	4
21:15	0	0	1	4	5	0	3	0	0	0	0	0	0	0	0	13
21:30	0	0	1	3	5	4	0	0	0	0	0	0	0	0	0	13
21:45	0	2	2	7	17	8	3	0	0	0	1	0	0	0	0	40
22:00	0	0	0	2	3	0	0	1	1	1	0	0	0	0	0	8
22:15	0	1	1	1	6	0	0	0	0	0	0	0	0	0	0	9
22:30	0	0	1	3	5	2	0	1	0	1	0	0	0	0	0	13
22:45	0	1	0	3	5	0	0	1	0	0	0	0	0	0	0	10
23:00	0	2	2	9	19	2	0	3	1	2	0	0	0	0	0	40
23:15	0	0	1	2	2	2	1	1	0	0	0	0	0	0	0	9
23:30	0	0	0	1	2	0	2	0	0	0	0	0	0	0	0	5
23:45	0	0	0	2	0	1	2	0	0	0	0	0	0	0	0	5
00:00	0	1	0	0	3	0	0	0	0	0	0	0	0	0	0	4
22:00	0	1	1	5	7	3	5	1	0	0	0	0	0	0	0	23
22:15	0	0	0	1	0	2	1	0	0	0	0	0	0	0	0	4
22:30	0	0	0	2	1	1	0	0	1	0	0	0	0	0	0	5
22:45	0	0	0	0	0	0	0	0	0	0	0	0	0	0	0	0
23:00	0	0	0	3	3	4	2	0	1	0	0	0	0	0	0	13
23:15	0	0	0	1	4	0	1	0	0	0	0	0	0	0	0	6
23:30	0	0	0	2	5	4	1	0	0	0	0	0	0	0	0	12
23:45	0	0	0	2	1	0	0	0	1	0	0	0	0	0	0	4
Total	0	0	0	6	10	4	2	0	1	0	0	0	0	0	0	23
Total	4	15	27	121	188	72	33	14	7	6	4	0	0	0	0	491
Total	9	22	50	158	271	108	55	16	11	8	4	0	0	0	0	712

Stats

15th Percentile : 21 MPH
 50th Percentile : 28 MPH
 85th Percentile : 33 MPH
 95th Percentile : 37 MPH

 Mean Speed(Average) : 27 MPH
 10 MPH Pace Speed : 24-33 MPH
 Number in Pace : 443
 Percent in Pace : 62.2%
 Number of Vehicles > 30 MPH : 202
 Percent of Vehicles > 30 MPH : 28.4%

Traffic Survey Specialists, Inc.

West Park, Florida
 Broward
 SW 25 Street East of SW 54 Avenue

624 Gardenia Terrace, Delray Beach, Florida 33444
Phone (561) 272-3255 Fax (561) 272-4381

41805
 Site Code: 00000041805
 Station ID: 009845970075
 Date Start: 19-Apr-11
 Date End: 20-Apr-11

Eastbound

Start Time	0 10	11 15	16 20	21 25	26 30	31 33	34 36	37 39	40 42	43 45	46 48	49 51	52 54	55 57	58 147	Total
4/19/11	0	0	0	0	1	0	0	0	0	1	0	0	0	0	0	2
00:15	0	0	0	0	0	1	0	1	0	0	0	0	0	0	0	2
00:30	0	0	0	0	2	2	0	0	0	0	0	0	0	0	0	4
00:45	0	0	0	1	1	1	0	0	0	1	0	0	0	0	0	4
01:00	0	0	0	1	4	4	0	1	0	2	0	0	0	0	0	12
01:15	0	0	0	0	0	0	1	0	0	1	0	0	0	0	0	2
01:30	0	0	0	0	0	0	0	1	0	0	0	0	0	0	0	1
01:45	0	0	0	0	0	0	2	0	1	0	0	0	0	0	0	3
02:00	0	0	0	0	1	0	2	1	0	0	0	0	0	0	0	4
02:15	0	0	0	1	1	0	5	2	1	1	0	0	0	0	0	10
02:30	0	0	1	0	0	0	0	0	0	0	0	0	0	0	0	3
02:45	0	0	0	0	1	0	0	0	0	0	0	0	0	0	0	1
03:00	0	0	2	2	2	0	0	0	0	0	0	0	0	0	0	6
03:15	0	0	0	0	0	0	1	0	0	0	0	0	0	0	0	1
03:30	0	0	0	0	0	0	0	0	0	0	0	0	0	0	0	0
03:45	0	0	0	0	0	0	0	0	0	0	0	0	0	0	0	0
04:00	0	0	0	0	0	0	1	0	0	0	0	0	0	0	0	1
04:15	0	0	0	0	0	0	0	0	0	0	0	0	0	0	0	0
04:30	0	0	0	0	0	0	1	0	0	0	0	0	0	0	0	1
04:45	0	0	0	0	1	0	0	0	0	0	0	0	0	0	0	1
05:00	0	0	0	0	1	0	1	0	0	0	0	0	1	0	0	3
05:15	0	1	0	0	0	0	0	0	1	0	0	0	0	0	0	2
05:30	0	0	0	0	0	0	0	0	1	0	0	0	0	0	0	1
05:45	0	0	1	0	1	0	0	0	0	0	0	0	0	0	0	2
06:00	0	0	0	1	1	1	0	0	0	0	0	0	0	0	0	3
06:15	0	1	1	1	2	1	0	2	0	0	0	0	0	0	0	8
06:30	0	0	0	0	0	3	1	1	1	0	0	0	0	0	0	6
06:45	0	0	0	0	1	1	1	2	0	0	0	0	0	0	0	5
07:00	0	0	0	0	0	1	3	0	1	0	0	0	0	0	0	5
07:15	0	0	0	0	2	6	6	3	5	2	0	0	0	0	0	24
07:30	0	0	0	0	2	2	3	3	2	0	1	1	0	0	1	15
07:45	0	0	1	1	3	3	5	1	2	0	0	0	0	0	0	15
08:00	0	0	1	1	1	2	3	3	3	1	0	0	0	0	0	15
08:15	0	0	0	0	6	0	4	5	3	1	0	1	0	1	0	21
08:30	0	0	1	2	12	7	15	12	10	2	1	2	0	1	1	66
08:45	0	0	0	1	5	1	4	1	1	2	0	0	0	0	0	15
09:00	0	0	1	1	0	3	4	2	0	1	0	0	0	0	0	12
09:15	0	0	1	3	7	2	0	0	3	1	0	0	0	0	0	17
09:30	0	0	1	5	2	2	3	2	2	1	0	0	0	0	0	18
09:45	0	0	3	10	14	8	11	5	6	5	0	0	0	0	0	62
10:00	1	0	0	5	2	3	2	3	0	1	0	0	0	0	1	18
10:15	0	0	1	3	2	2	5	2	1	0	0	0	0	0	1	17
10:30	0	0	0	0	4	2	2	2	1	0	0	1	0	0	0	12
10:45	0	0	0	1	7	5	1	1	1	0	1	0	0	0	0	17
11:00	1	0	1	9	15	12	10	8	3	1	1	1	0	0	2	64
11:15	0	0	1	4	1	2	3	2	1	1	0	1	0	0	0	16
11:30	0	1	1	1	1	3	2	1	2	1	0	0	0	0	0	13
11:45	0	0	0	0	2	1	2	0	1	0	0	1	0	0	0	7
12:00	0	0	1	2	1	2	0	2	3	0	0	1	0	0	0	12
12:15	0	1	3	7	5	8	7	5	7	2	0	3	0	0	0	48
12:30	0	0	1	1	4	1	1	1	1	0	0	0	0	0	0	10
12:45	0	0	0	1	5	4	2	3	1	0	0	0	0	0	0	16
13:00	0	0	2	3	4	1	0	3	1	0	1	0	0	0	0	15
13:15	0	0	0	5	3	4	3	3	1	0	0	0	0	0	0	19
13:30	0	0	3	10	16	10	6	10	4	0	1	0	0	0	0	60
13:45	0	0	0	0	0	0	0	0	0	0	0	0	0	0	0	0
Total	1	2	14	42	74	56	62	46	38	15	3	6	1	1	3	364

West Park, Florida
 Broward
 SW 25 Street East of SW 54 Avenue

Traffic Survey Specialists, Inc.
 624 Gardenia Terrace, Delray Beach, Florida 33444
 Phone (561) 272-3255 Fax (561) 272-4381

41805
 Site Code: 00000041805
 Station ID: 009845970075
 Date Start: 19-Apr-11
 Date End: 20-Apr-11

Eastbound

Start Time	0 10	11 15	16 20	21 25	26 30	31 33	34 36	37 39	40 42	43 45	46 48	49 51	52 54	55 57	58 147	Total
12 PM	0	0	1	2	3	7	0	5	1	0	1	0	0	0	0	20
12:15	0	0	1	2	2	3	1	2	1	2	0	0	0	0	0	14
12:30	0	0	0	1	6	2	4	1	1	1	1	1	0	0	0	18
12:45	0	0	0	0	2	3	2	1	1	0	0	0	0	0	0	9
13:00	0	0	2	5	13	15	7	9	4	3	2	1	0	0	0	61
13:15	0	0	1	1	2	3	3	0	0	0	0	0	0	0	1	11
13:30	0	1	0	3	2	5	3	3	3	0	0	1	0	0	0	21
13:45	0	0	0	1	2	5	3	0	1	1	0	0	0	0	0	13
14:00	0	0	2	0	6	1	2	1	2	1	0	0	0	0	0	15
14:15	0	1	3	5	12	14	11	4	6	2	0	1	0	0	1	60
14:30	0	0	0	0	9	5	4	5	4	0	1	0	1	0	0	29
14:45	0	0	0	1	2	5	7	1	4	0	0	0	0	0	0	20
15:00	0	0	0	1	7	1	2	3	3	1	0	0	0	0	0	18
15:15	0	0	1	6	26	17	10	17	9	1	1	1	1	0	0	90
15:30	0	0	1	0	2	6	4	5	1	3	0	0	0	0	0	22
15:45	0	0	0	1	7	4	3	0	1	1	0	0	0	0	0	17
16:00	0	0	0	1	3	2	2	4	4	0	0	0	0	0	0	16
16:15	0	0	1	4	2	3	2	4	2	1	1	1	0	0	0	21
16:30	0	0	2	6	14	15	11	13	8	5	1	1	0	0	0	76
16:45	0	0	1	1	7	0	3	4	2	0	0	0	0	0	0	18
17:00	0	0	0	2	5	3	3	1	1	1	1	1	0	0	0	18
17:15	0	0	0	1	5	10	4	5	2	0	0	0	0	0	0	27
17:30	0	0	0	0	4	7	7	7	1	2	1	0	0	0	0	29
17:45	0	0	1	4	21	20	17	17	6	3	2	1	0	0	0	92
18:00	0	0	0	1	3	8	10	5	2	2	0	1	0	0	0	32
18:15	0	0	0	1	2	6	5	2	2	0	0	0	0	1	0	19
18:30	0	0	1	1	4	6	3	3	0	0	0	0	0	0	0	18
18:45	0	0	0	2	4	4	3	3	3	1	0	1	1	0	0	22
19:00	0	0	1	5	13	24	21	13	7	3	0	2	1	1	0	91
19:15	0	0	0	1	5	3	6	3	1	3	0	0	0	0	0	22
19:30	0	1	1	0	2	7	3	2	0	1	1	0	0	0	0	18
19:45	0	0	1	1	5	4	3	1	1	1	0	0	0	0	0	17
20:00	0	0	0	1	5	4	7	3	1	1	1	0	0	0	0	23
20:15	0	1	2	3	17	18	19	9	3	6	2	0	0	0	0	80
20:30	0	0	0	0	2	3	4	3	1	2	0	1	0	0	0	16
20:45	0	0	0	0	5	0	4	1	2	0	1	0	0	0	0	13
21:00	0	0	0	4	5	3	2	2	0	0	0	0	0	0	0	16
21:15	0	0	0	2	5	2	2	3	1	0	0	0	0	0	0	15
21:30	0	0	0	6	17	8	12	9	4	2	1	1	0	0	0	60
21:45	0	0	1	2	4	4	0	1	0	0	0	0	0	0	0	12
22:00	0	0	1	1	2	1	4	3	1	0	0	0	0	0	0	13
22:15	0	0	2	1	7	2	1	4	1	1	0	0	0	0	0	19
22:30	0	0	0	1	3	4	5	1	0	0	0	0	0	0	0	14
22:45	0	0	4	5	16	11	10	9	2	1	0	0	0	0	0	58
23:00	0	0	0	1	8	3	3	1	0	0	0	0	0	0	0	16
23:15	0	0	0	1	0	1	1	1	0	0	1	0	0	0	0	5
23:30	0	0	0	1	3	3	3	0	0	0	0	0	0	0	0	10
23:45	0	0	2	0	3	0	2	4	0	0	0	0	0	0	0	11
24:00	0	0	2	3	14	7	9	6	0	0	1	0	0	0	0	42
24:15	0	0	0	0	3	2	4	2	0	0	0	0	0	0	0	11
24:30	0	0	1	0	1	3	2	0	0	0	0	0	0	0	0	7
24:45	0	0	0	1	1	2	0	1	0	0	0	0	0	0	0	5
25:00	0	1	0	1	2	2	2	2	0	0	0	0	0	0	0	10
25:15	0	1	1	2	7	9	8	5	0	0	0	0	0	0	0	33
25:30	0	0	0	1	1	1	1	0	1	0	0	0	0	0	0	5
25:45	0	0	0	1	2	1	1	0	0	0	0	0	0	0	0	5
26:00	0	0	0	1	0	2	0	1	0	1	0	0	0	0	0	5
26:15	0	0	0	0	1	1	0	0	1	0	0	0	0	0	0	3
26:30	0	0	0	3	4	5	2	1	2	1	0	0	0	0	0	18
Total	0	3	19	53	174	163	137	112	51	27	10	8	2	1	1	761
Total Stats	1	5	33	95	248	219	199	158	89	42	13	14	3	2	4	1125

15th Percentile : 26 MPH
 50th Percentile : 33 MPH
 85th Percentile : 39 MPH
 95th Percentile : 44 MPH

Mean Speed(Average) : 33 MPH
 10 MPH Pace Speed : 30-39 MPH
 Number in Pace : 625
 Percent in Pace : 55.6%
 Number of Vehicles > 30 MPH : 743
 Percent of Vehicles > 30 MPH : 66.0%

Traffic Survey Specialists, Inc.

624 Gardenia Terrace, Delray Beach, Florida 33444

Phone (561) 272-3255 Fax (561) 272-4381

West Park, Florida
Broward
SW 25 Street East of SW 54 Avenue

41805
Site Code: 00000041805
Station ID: 009845970075
Date Start: 19-Apr-11
Date End: 20-Apr-11

Westbound

Start Time	010	1115	1620	2125	2630	3133	3436	3739	4042	4345	4648	4951	5254	5557	58147	Total
4/19/11	0	1	0	1	1	0	2	1	0	0	0	0	0	0	0	6
00:15	0	0	0	0	1	0	0	0	1	0	0	0	0	0	0	2
00:30	0	0	0	1	0	0	0	0	0	0	0	0	0	0	0	1
00:45	0	0	0	0	1	0	1	0	0	0	0	0	0	0	0	2
01:00	0	1	0	2	3	0	3	1	1	0	0	0	0	0	0	11
01:15	0	0	0	0	0	1	1	0	0	0	0	0	0	0	0	2
01:30	0	0	0	0	1	0	0	0	0	0	0	0	0	0	0	1
01:45	0	0	0	0	0	1	0	0	1	0	0	0	0	0	0	2
02:00	0	0	0	1	2	2	1	0	1	0	0	0	0	0	0	7
02:15	0	0	1	1	0	0	0	0	0	0	0	0	0	0	0	2
02:30	0	0	1	0	0	0	2	0	0	0	0	0	0	0	0	3
02:45	0	0	0	1	0	0	0	0	0	0	0	0	0	0	0	1
03:00	0	0	0	0	0	1	0	0	0	0	0	0	0	0	0	1
03:15	0	0	2	2	0	1	2	0	0	0	0	0	0	0	0	7
03:30	0	0	0	0	0	0	0	0	0	0	0	0	0	0	0	0
03:45	0	0	0	0	0	0	0	0	0	0	0	0	0	0	0	0
04:00	0	0	0	0	2	1	0	0	0	0	0	0	0	0	0	3
04:15	0	0	0	1	0	0	0	0	0	0	0	1	0	0	0	2
04:30	0	0	0	0	0	0	0	0	0	0	0	0	0	0	0	0
04:45	0	0	0	0	3	0	0	1	0	0	0	0	0	0	0	4
05:00	0	0	0	1	3	0	0	1	0	0	0	1	0	0	0	6
05:15	0	0	0	0	1	1	0	0	0	0	0	0	0	0	0	2
05:30	0	0	0	0	0	0	1	0	1	1	0	0	0	0	0	3
05:45	0	0	0	0	0	0	0	0	1	0	1	0	0	0	0	2
06:00	0	0	0	0	1	1	3	1	0	0	0	0	0	0	0	4
06:15	0	0	0	0	0	2	4	1	2	1	1	0	0	0	0	11
06:30	0	0	0	0	1	0	1	0	0	0	0	0	0	0	0	3
06:45	0	0	0	0	1	1	0	2	0	1	0	0	1	0	0	2
07:00	0	0	0	0	3	6	2	1	0	2	2	0	1	0	0	6
07:15	0	0	1	1	2	3	3	3	2	1	2	0	2	0	0	11
07:30	0	0	1	1	2	4	8	6	0	1	1	0	0	0	0	22
07:45	0	0	1	1	5	1	0	4	2	1	1	0	0	0	0	24
08:00	0	0	0	4	4	4	9	3	2	3	1	0	0	0	0	16
08:15	0	0	1	5	4	4	9	5	4	1	1	1	0	0	0	30
08:30	0	0	3	11	15	13	26	18	8	6	4	1	0	0	0	35
08:45	0	0	0	1	4	5	7	4	4	1	0	2	0	0	0	105
09:00	0	0	0	1	2	1	3	0	2	2	0	0	0	0	0	28
09:15	0	0	0	2	2	2	0	1	3	2	0	0	0	0	0	11
09:30	0	0	0	1	2	3	5	3	2	0	0	0	0	0	1	12
09:45	0	0	0	5	10	11	15	8	11	5	0	2	0	0	1	17
10:00	0	0	0	3	7	1	4	1	0	0	2	0	0	0	0	68
10:15	0	0	2	1	1	6	3	2	3	1	0	0	0	0	0	18
10:30	0	0	1	1	3	6	4	0	2	0	0	1	1	0	0	19
10:45	0	0	0	3	1	2	4	2	0	2	1	0	0	0	0	19
11:00	0	0	3	8	12	15	15	5	5	3	3	1	1	0	0	15
11:15	0	0	0	2	4	4	1	3	2	0	0	0	1	0	0	71
11:30	0	0	1	4	3	0	1	2	1	1	0	0	0	0	0	17
11:45	0	0	0	2	2	4	1	2	2	0	0	0	0	0	0	13
Total	0	4	15	45	74	78	84	53	36	19	11	5	5	0	2	431

West Park, Florida
Broward
SW 25 Street East of SW 54 Avenue

Traffic Survey Specialists, Inc.
624 Gardenia Terrace, Delray Beach, Florida 33444
Phone (561) 272-3255 Fax (561) 272-4381

41805
Site Code: 00000041805
Station ID: 009845970075
Date Start: 19-Apr-11
Date End: 20-Apr-11

Westbound

Start Time	0 10	11 15	16 20	21 25	26 30	31 33	34 36	37 39	40 42	43 45	46 48	49 51	52 54	55 57	58 147	Total
12 PM	0	0	0	1	7	5	6	1	0	1	0	0	0	0	0	21
12:15	0	1	1	4	7	1	7	0	2	2	0	0	0	0	0	25
12:30	0	0	1	0	0	3	3	0	2	0	0	0	0	0	0	9
12:45	0	0	1	1	5	6	3	4	1	0	0	0	0	0	0	21
13:00	0	1	3	6	19	15	19	5	5	3	0	0	0	0	0	76
13:15	0	0	0	3	5	4	1	2	1	1	0	1	0	0	0	18
13:30	0	0	0	0	3	1	2	3	0	0	1	0	0	0	0	10
13:45	0	0	0	1	3	2	3	0	2	0	1	0	0	0	0	12
14:00	0	1	0	5	3	6	2	3	2	0	0	1	0	0	0	23
14:15	0	1	0	9	14	13	8	8	5	1	2	2	0	0	0	63
14:30	0	0	0	2	5	3	3	6	2	2	0	0	0	0	0	23
14:45	0	0	0	2	5	1	3	0	0	0	0	0	0	0	0	11
15:00	0	0	1	0	5	3	2	1	0	1	0	0	0	0	0	13
15:15	0	0	0	4	3	9	2	1	1	1	0	0	0	0	0	21
15:30	0	0	1	8	18	16	10	8	3	4	0	0	0	0	0	68
15:45	0	0	1	4	5	6	1	3	1	1	0	0	0	0	0	22
16:00	0	0	0	2	4	2	3	5	1	2	0	0	0	0	0	19
16:15	0	0	1	0	5	6	3	0	3	0	1	1	0	0	0	20
16:30	0	0	1	0	7	3	4	5	1	1	0	2	0	0	1	25
16:45	0	0	3	6	21	17	11	13	6	4	1	3	0	0	1	86
17:00	0	0	1	3	4	2	2	8	2	0	2	0	0	0	0	24
17:15	0	0	0	0	2	5	2	1	1	1	0	0	1	0	0	13
17:30	0	0	0	4	2	4	0	3	3	0	0	0	0	0	0	16
17:45	0	1	0	8	8	1	7	3	2	0	0	0	0	0	0	30
18:00	0	1	1	15	16	12	11	15	8	1	2	0	1	0	0	83
18:15	0	0	1	1	3	2	3	1	0	1	1	0	0	0	0	13
18:30	0	0	0	1	7	2	6	4	2	0	0	0	0	0	0	22
18:45	0	0	0	5	5	5	1	3	1	2	0	0	0	0	0	22
19:00	0	0	0	0	4	0	1	1	6	1	0	2	0	0	2	17
19:15	0	0	1	7	19	9	11	9	9	4	1	2	0	0	2	74
19:30	0	0	0	2	1	2	4	4	0	3	0	0	0	0	0	16
19:45	0	0	0	3	8	2	5	1	2	3	0	0	0	0	0	24
20:00	0	1	0	2	5	1	5	1	0	1	2	0	0	0	0	18
20:15	0	0	0	2	3	4	4	2	4	1	0	0	0	0	0	20
20:30	0	1	0	9	17	9	18	8	6	8	2	0	0	0	0	78
20:45	0	0	2	0	5	4	1	2	0	0	1	0	0	0	0	15
21:00	0	0	1	1	2	4	3	3	1	2	0	0	0	0	0	17
21:15	0	0	0	2	4	7	2	1	1	0	0	1	0	0	0	18
21:30	0	1	2	3	7	4	1	3	1	0	0	0	0	0	0	22
21:45	0	1	5	6	18	19	7	9	3	2	1	1	0	0	0	72
22:00	0	0	0	3	1	4	1	1	1	0	0	1	0	0	0	12
22:15	0	0	0	2	5	9	4	2	0	0	0	0	0	0	0	22
22:30	0	0	0	2	5	5	3	1	1	0	0	0	1	0	0	18
22:45	0	0	0	0	9	6	1	3	1	0	0	0	0	0	0	20
23:00	0	0	0	7	20	24	9	7	3	0	0	1	1	0	0	72
23:15	0	0	0	1	3	3	2	0	0	1	0	0	0	0	0	10
23:30	0	1	1	2	1	4	1	1	0	0	0	0	0	0	0	11
23:45	0	0	0	3	3	4	3	0	0	0	0	0	0	0	0	13
24:00	0	0	0	2	1	5	0	1	2	0	0	0	0	0	1	12
24:15	0	1	1	8	8	16	6	2	2	1	0	0	0	0	1	46
24:30	0	0	0	2	4	0	2	2	0	1	0	0	0	0	0	11
24:45	0	0	0	1	1	0	1	1	1	0	0	0	0	0	0	5
25:00	0	0	0	1	2	6	1	0	0	0	0	0	0	0	0	10
25:15	0	0	0	0	0	0	0	0	2	0	0	0	0	0	0	2
25:30	0	0	0	4	7	6	4	3	3	1	0	0	0	0	0	28
25:45	0	0	0	0	1	0	0	1	0	0	0	0	0	0	0	2
26:00	0	0	0	2	1	3	0	0	0	1	0	0	0	0	0	7
26:15	0	0	0	1	4	2	0	1	0	0	0	0	0	0	0	8
26:30	0	0	0	0	3	0	2	1	0	1	0	0	0	0	0	7
26:45	0	0	0	3	9	5	2	3	0	2	0	0	0	0	0	24
Total	0	6	15	88	186	161	116	90	53	31	9	9	2	0	4	770
Total Stats	0	10	30	133	260	239	200	143	89	50	20	14	7	0	6	1201

15th Percentile : 26 MPH
50th Percentile : 33 MPH
85th Percentile : 40 MPH
95th Percentile : 45 MPH

Mean Speed(Average) : 33 MPH
10 MPH Pace Speed : 27-36 MPH
Number in Pace : 647
Percent in Pace : 53.9%
Number of Vehicles > 30 MPH : 768
Percent of Vehicles > 30 MPH : 63.9%

Traffic Survey Specialists, Inc.

West Park, Florida
 Broward
 SW 25 Street East of SW 54 Avenue

624 Gardenia Terrace, Delray Beach, Florida 33444
 Phone (561) 272-3255 Fax (561) 272-4381

41805
 Site Code: 00000041805
 Station ID: 009845970075
 Date Start: 19-Apr-11
 Date End: 20-Apr-11

Eastbound, Westbound

Start Time	0	11	16	21	26	31	34	37	40	43	46	49	52	55	58	Total
	10	15	20	25	30	33	36	39	42	45	48	51	54	57	147	
4/19/11	0	1	0	1	2	0	2	1	0	1	0	0	0	0	0	8
00:15	0	0	0	0	1	1	0	1	1	0	0	0	0	0	0	4
00:30	0	0	0	1	2	2	0	0	0	0	0	0	0	0	0	5
00:45	0	0	0	1	2	1	1	0	0	1	0	0	0	0	0	6
01:00	0	1	0	3	7	4	3	2	1	2	0	0	0	0	0	23
01:15	0	0	0	0	0	1	2	0	0	1	0	0	0	0	0	4
01:30	0	0	0	0	1	0	0	1	0	0	0	0	0	0	0	2
01:45	0	0	0	0	0	1	2	0	2	0	0	0	0	0	0	5
02:00	0	0	0	1	2	0	2	1	0	0	0	0	0	0	0	6
02:15	0	0	0	1	3	2	6	2	2	1	0	0	0	0	0	17
02:30	0	0	2	2	1	0	0	0	0	0	0	0	0	0	0	5
02:45	0	0	2	0	0	0	2	0	0	0	0	0	0	0	0	4
03:00	0	0	0	2	0	0	0	0	0	0	0	0	0	0	0	2
03:15	0	0	0	0	1	1	0	0	0	0	0	0	0	0	0	2
03:30	0	0	4	4	2	1	2	0	0	0	0	0	0	0	0	13
03:45	0	0	0	0	0	0	1	0	0	0	0	0	0	0	0	1
04:00	0	0	0	0	0	0	1	0	0	0	0	0	0	0	0	1
04:15	0	0	0	0	0	1	0	0	0	0	0	0	0	0	0	1
04:30	0	0	0	0	2	0	0	0	0	0	0	0	0	0	0	2
04:45	0	0	0	0	0	0	0	0	0	0	0	0	0	0	0	0
05:00	0	0	0	0	2	1	1	0	0	0	0	0	0	0	0	4
05:15	0	0	0	1	0	0	1	0	0	0	0	0	0	0	0	2
05:30	0	0	0	0	0	0	0	0	0	0	0	0	0	0	0	1
05:45	0	0	0	0	2	1	1	0	0	0	0	0	0	0	0	4
06:00	0	1	1	1	3	2	4	1	4	1	1	0	0	0	0	19
06:15	0	0	0	0	0	5	1	1	2	0	0	0	0	0	0	9
06:30	0	0	0	0	2	1	2	2	0	0	0	0	0	0	0	7
06:45	0	0	0	0	1	2	3	2	1	1	0	0	1	0	0	11
07:00	0	0	0	0	2	4	3	1	4	2	2	0	1	0	0	19
07:15	0	0	0	0	5	12	9	6	7	3	2	0	2	0	0	46
07:30	0	0	1	1	4	6	11	9	2	1	2	1	0	0	1	39
07:45	0	0	1	2	8	4	5	5	4	1	1	0	0	0	0	31
08:00	0	0	1	5	5	6	12	6	5	4	1	0	0	0	0	45
08:15	0	0	1	5	10	4	13	10	7	2	1	2	0	1	0	56
08:30	0	0	4	13	27	20	41	30	18	8	5	3	0	1	1	171
08:45	0	0	0	2	9	6	11	5	5	3	0	2	0	0	0	43
09:00	0	0	1	2	2	4	7	2	2	3	0	0	0	0	0	23
09:15	0	0	1	5	9	4	0	1	6	3	0	0	0	0	0	29
09:30	0	0	1	6	4	5	8	5	4	1	0	0	0	0	1	35
09:45	0	0	3	15	24	19	26	13	17	10	0	2	0	0	1	130
10:00	1	0	0	8	9	4	6	4	0	1	2	0	0	0	1	36
10:15	0	0	3	4	3	8	8	4	4	1	0	0	0	0	1	36
10:30	0	0	1	1	7	8	6	2	3	0	0	2	1	0	0	31
10:45	0	0	0	4	8	7	5	3	1	2	2	0	0	0	0	32
11:00	1	0	4	17	27	27	25	13	8	4	4	2	1	0	2	135
11:15	0	0	1	6	5	6	4	5	3	1	0	1	1	0	0	33
11:30	0	1	2	5	4	3	3	3	3	2	0	0	0	0	0	26
11:45	0	0	0	2	4	5	3	2	3	0	0	1	0	0	0	20
12:00	0	1	5	4	3	4	7	4	3	0	0	1	0	0	1	33
12:15	0	2	8	17	16	18	17	14	12	3	0	3	1	0	1	112
12:30	0	0	2	2	5	7	1	4	2	0	0	0	0	0	0	23
12:45	0	2	0	1	9	10	4	3	1	1	0	0	0	0	0	31
13:00	0	0	3	4	8	5	2	6	1	1	2	0	1	0	0	33
13:15	0	0	0	8	6	6	4	4	1	0	0	0	0	0	0	29
Total	1	6	29	87	148	134	146	99	74	34	14	11	6	1	5	795

Traffic Survey Specialists, Inc.

West Park, Florida
 Broward
 SW 25 Street East of SW 54 Avenue

624 Gardenia Terrace, Delray Beach, Florida 33444
 Phone (561) 272-3255 Fax (561) 272-4381

41805
 Site Code: 00000041805
 Station ID: 009845970075
 Date Start: 19-Apr-11
 Date End: 20-Apr-11

Eastbound, Westbound

Start Time	010	1115	1620	2125	2630	3133	3436	3739	4042	4345	4648	4951	5254	5557	58147	Total
12 PM	0	0	1	3	10	12	6	6	1	1	1	0	0	0	0	41
12:15	0	1	2	6	9	4	8	2	3	4	0	0	0	0	0	39
12:30	0	0	1	1	6	5	7	1	3	1	1	1	0	0	0	27
12:45	0	0	1	1	7	9	5	5	2	0	0	0	0	0	0	30
13:00	0	1	5	11	32	30	26	14	9	6	2	1	0	0	0	137
13:15	0	0	1	4	7	7	4	2	1	1	0	1	0	0	1	29
13:30	0	1	0	3	5	6	5	6	3	0	1	1	0	0	0	31
13:45	0	0	0	2	5	7	6	0	3	1	1	0	0	0	0	25
14:00	0	1	2	5	9	7	4	4	4	1	0	1	0	0	0	38
14:15	0	2	3	14	26	27	19	12	11	3	2	3	0	0	1	123
14:30	0	0	0	2	14	8	7	11	6	2	1	0	1	0	0	52
14:45	0	0	0	2	10	10	3	5	0	1	0	0	0	0	0	33
15:00	0	0	0	5	10	10	4	4	2	0	0	0	0	0	0	39
15:15	0	0	2	14	44	33	20	25	12	5	1	1	1	0	0	158
15:30	0	0	2	4	7	12	5	8	2	4	0	0	0	0	0	44
15:45	0	0	0	3	11	6	6	5	2	3	0	0	0	0	0	36
16:00	0	0	1	1	8	8	5	4	7	0	1	1	0	0	0	36
16:15	0	0	2	4	9	6	6	9	3	2	1	3	0	0	1	46
16:30	0	0	5	12	35	32	22	26	14	9	2	4	0	0	1	162
16:45	0	0	2	4	11	2	5	12	4	0	2	0	0	0	0	42
17:00	0	0	0	2	7	8	5	2	2	2	1	1	1	0	0	31
17:15	0	0	0	5	7	14	4	8	5	0	0	0	0	0	0	43
17:30	0	1	0	8	12	8	14	10	3	2	1	0	0	0	0	59
17:45	0	1	2	19	37	32	28	32	14	4	4	1	1	0	0	175
18:00	0	0	1	2	6	10	13	6	2	3	1	1	0	0	0	45
18:15	0	0	0	2	9	8	11	6	4	0	0	0	0	1	0	41
18:30	0	0	1	6	9	11	4	6	1	2	0	0	0	0	0	40
18:45	0	0	0	2	8	4	4	4	9	2	0	3	1	0	2	39
19:00	0	0	2	12	32	33	32	22	16	7	1	4	1	1	2	165
19:15	0	0	0	3	6	5	10	7	1	6	0	0	0	0	0	38
19:30	0	1	1	3	10	9	8	3	2	4	1	0	0	0	0	42
19:45	0	1	1	3	10	5	8	2	1	2	2	0	0	0	0	35
20:00	0	0	0	3	8	8	11	5	5	2	1	0	0	0	0	43
20:15	0	2	2	12	34	27	37	17	9	14	4	0	0	0	0	158
20:30	0	0	2	0	7	7	5	5	1	2	1	1	0	0	0	31
20:45	0	0	1	1	7	4	7	4	3	2	1	0	0	0	0	30
21:00	0	0	0	6	9	10	4	3	1	0	0	1	0	0	0	34
21:15	0	1	2	5	12	6	3	6	2	0	0	0	0	0	0	37
21:30	0	1	5	12	35	27	19	18	7	4	2	2	0	0	0	132
21:45	0	0	1	5	5	8	1	2	1	0	0	1	0	0	0	24
22:00	0	0	1	3	7	10	8	5	1	0	0	0	0	0	0	35
22:15	0	0	2	3	12	7	4	5	2	1	0	0	1	0	0	37
22:30	0	0	0	1	12	10	6	4	1	0	0	0	0	0	0	34
22:45	0	0	4	12	36	35	19	16	5	1	0	1	1	0	0	130
23:00	0	0	0	2	11	6	5	1	0	1	0	0	0	0	0	26
23:15	0	1	1	3	1	5	2	2	0	0	1	0	0	0	0	16
23:30	0	0	0	4	6	7	6	0	0	0	0	0	0	0	0	23
23:45	0	0	2	2	4	5	2	5	2	0	0	0	0	0	1	23
24:00	0	1	3	11	22	23	15	8	2	1	1	0	0	0	1	88
24:15	0	0	0	2	7	2	6	4	0	1	0	0	0	0	0	22
24:30	0	0	1	1	2	3	3	1	1	0	0	0	0	0	0	12
24:45	0	0	0	2	3	8	1	1	0	0	0	0	0	0	0	15
25:00	0	1	0	1	2	2	2	2	2	0	0	0	0	0	0	12
25:15	0	1	1	6	14	15	12	8	3	1	0	0	0	0	0	61
25:30	0	0	0	1	2	1	1	1	0	0	0	0	0	0	0	7
25:45	0	0	0	3	3	4	1	0	0	1	0	0	0	0	0	12
26:00	0	0	0	2	4	4	0	2	0	1	0	0	0	0	0	13
26:15	0	0	0	0	4	1	2	1	1	1	0	0	0	0	0	10
Total	0	9	34	141	360	324	253	202	104	58	19	17	4	1	5	1531
Total Stats	1	15	63	228	508	458	399	301	178	92	33	28	10	2	10	2326

15th Percentile : 26 MPH
 50th Percentile : 33 MPH
 85th Percentile : 40 MPH
 95th Percentile : 44 MPH

Mean Speed(Average) : 33 MPH
 10 MPH Pace Speed : 27-36 MPH
 Number in Pace : 1263
 Percent in Pace : 54.3%
 Number of Vehicles > 30 MPH : 1511
 Percent of Vehicles > 30 MPH : 65.0%

Traffic Survey Specialists, Inc.

West Park, Florida
Broward
SW 25 Street East of SW 48 Avenue

624 Gardenia Terrace, Delray Beach, Florida 33444

Phone (561) 272-3255 Fax (561) 272-4381

41809
Site Code: 00000041809
Station ID: 000058410150
Date Start: 19-Apr-11
Date End: 20-Apr-11

Eastbound

Start Time	0 10	11 15	16 20	21 25	26 30	31 33	34 36	37 39	40 42	43 45	46 48	49 51	52 54	55 57	58 147	Total
4/19/11	0	0	0	0	1	1	0	0	0	0	0	0	0	0	0	2
00:15	0	0	0	0	0	1	1	0	0	0	0	0	0	0	0	2
00:30	0	0	0	0	2	0	0	0	0	0	0	0	0	0	0	2
00:45	0	0	0	1	0	1	0	0	1	0	0	0	0	0	0	3
01:00	0	0	0	1	3	3	1	0	1	0	0	0	0	0	0	9
01:15	0	0	0	0	0	0	1	0	0	0	0	0	0	0	0	1
01:30	0	0	0	0	1	0	0	0	0	0	0	0	0	0	0	1
01:30	0	0	0	0	3	0	0	0	0	0	0	0	0	0	0	3
01:45	0	0	0	0	0	1	0	0	0	0	0	0	0	0	0	1
02:00	0	0	0	0	4	1	1	0	0	0	0	0	0	0	0	6
02:00	0	0	0	1	1	0	0	0	0	0	0	0	0	0	0	2
02:15	0	0	0	0	2	0	0	0	0	0	0	0	0	0	0	2
02:30	0	0	0	0	0	0	0	0	0	0	0	0	0	0	0	0
02:45	0	0	0	0	0	0	0	0	0	0	0	0	0	0	0	0
03:00	0	0	0	1	3	0	0	0	0	0	0	0	0	0	0	4
03:00	0	0	0	0	1	0	1	0	0	0	0	0	0	0	0	2
03:15	0	0	1	0	0	0	0	0	0	0	0	0	0	0	0	1
03:30	0	0	0	0	0	0	1	0	0	0	0	0	0	0	0	1
03:45	0	0	0	0	0	0	0	0	0	0	0	0	0	0	0	0
04:00	0	0	1	0	1	0	2	0	0	0	0	0	0	0	0	4
04:00	0	0	0	0	0	0	0	0	0	0	0	0	0	0	0	0
04:15	0	0	0	0	0	0	0	0	0	0	0	0	0	0	0	0
04:30	0	0	0	1	0	1	0	0	0	0	0	0	0	0	0	2
04:45	0	0	0	0	1	0	0	0	0	0	0	0	0	0	0	1
05:00	0	0	0	1	1	1	0	0	0	0	0	0	0	0	0	3
05:00	0	0	0	0	1	0	1	1	0	0	0	0	0	0	0	3
05:15	0	0	0	0	0	0	1	0	0	0	0	0	0	0	0	1
05:30	0	0	1	0	0	0	0	0	0	0	0	0	0	0	0	1
05:45	0	0	1	0	1	0	0	1	0	0	0	0	0	0	0	3
06:00	0	0	2	0	2	0	2	2	0	0	0	0	0	0	0	8
06:00	0	0	0	0	1	3	0	1	0	0	0	0	0	0	0	5
06:15	0	1	0	2	2	1	0	0	0	0	0	0	0	0	0	6
06:30	0	0	0	0	2	3	1	2	0	0	0	0	0	0	0	8
06:45	0	0	0	1	1	2	0	0	0	0	0	0	0	0	0	4
07:00	0	1	0	3	6	9	1	3	0	0	0	0	0	0	0	23
07:00	0	0	0	2	3	3	1	1	0	0	1	0	0	0	0	11
07:15	0	0	0	3	10	0	0	2	0	0	0	0	0	0	0	15
07:30	0	0	0	0	1	4	2	1	0	1	0	0	0	0	0	9
07:45	0	0	1	2	4	1	5	3	1	0	0	0	0	0	0	17
08:00	0	0	1	7	18	8	8	7	1	1	1	0	0	0	0	52
08:00	0	0	1	4	4	1	2	0	0	0	0	0	0	0	0	12
08:15	0	0	1	3	6	4	0	0	0	0	0	0	0	0	0	14
08:30	1	0	3	0	7	3	0	1	0	0	0	0	0	0	0	15
08:45	0	0	0	2	5	2	0	0	0	0	0	0	0	0	0	9
09:00	1	0	5	9	22	10	2	1	0	0	0	0	0	0	0	50
09:00	0	0	2	3	5	4	0	0	0	0	0	0	0	0	0	14
09:15	0	2	3	3	1	2	0	0	1	0	0	0	0	0	0	12
09:30	1	0	0	4	1	2	2	2	0	0	0	0	0	0	0	12
09:45	0	0	1	4	2	0	0	0	0	1	0	0	0	0	0	8
10:00	1	2	6	14	9	8	2	2	1	1	0	0	0	0	0	46
10:00	1	0	0	5	3	3	0	0	0	0	0	0	0	0	0	12
10:15	0	0	2	2	1	0	1	1	0	0	0	0	0	0	0	7
10:30	0	0	0	0	2	1	1	1	0	1	0	0	0	0	0	6
10:45	0	0	1	3	5	1	2	0	0	0	0	0	0	0	0	12
11:00	1	0	3	10	11	5	4	2	0	1	0	0	0	0	0	37
11:00	0	1	1	2	4	0	2	0	1	0	0	0	0	0	0	11
11:15	0	0	1	2	5	4	1	2	0	0	0	0	0	0	0	15
11:30	0	0	1	3	3	1	0	2	0	0	0	0	0	0	0	10
11:45	0	2	1	2	2	0	1	1	0	0	0	0	0	0	0	9
Total	0	3	4	9	14	5	4	5	1	0	0	0	0	0	0	45
Total	3	6	22	55	94	50	27	22	4	3	1	0	0	0	0	287

West Park, Florida
Broward
SW 25 Street East of SW 48 Avenue

Traffic Survey Specialists, Inc.
624 Gardenia Terrace, Delray Beach, Florida 33444
Phone (561) 272-3255 Fax (561) 272-4381

41809
Site Code: 00000041809
Station ID: 000058410150
Date Start: 19-Apr-11
Date End: 20-Apr-11

Eastbound

Start Time	010	1115	1620	2125	2630	3133	3436	3739	4042	4345	4648	4951	5254	5557	58147	Total
12 PM	0	0	1	1	5	3	3	0	0	0	0	0	0	0	0	13
12:15	0	0	0	1	4	3	1	1	0	0	0	0	0	0	0	10
12:30	0	0	1	2	4	3	0	1	0	0	0	0	0	0	0	11
12:45	0	0	0	0	2	1	3	1	0	0	0	0	0	0	0	7
13:00	0	0	2	4	15	10	7	3	0	0	0	0	0	0	0	41
13:15	0	0	0	3	3	2	0	0	0	1	0	0	0	0	0	9
13:30	0	0	2	4	2	3	1	0	0	0	1	0	0	0	0	13
13:45	0	0	0	1	2	0	0	2	0	0	0	0	0	0	0	5
14:00	0	1	0	3	3	5	0	0	0	0	0	0	0	0	0	12
14:15	0	1	2	11	10	10	1	2	0	1	1	0	0	0	0	39
14:30	0	0	0	2	8	4	2	1	1	0	0	0	0	0	0	18
14:45	0	0	0	2	12	4	3	0	0	0	0	0	0	0	0	21
15:00	0	0	0	3	4	4	3	0	0	0	0	0	0	0	0	14
15:15	0	0	0	2	2	7	1	0	0	0	0	0	0	0	0	12
15:30	0	0	0	9	26	19	9	1	1	0	0	0	0	0	0	65
15:45	0	0	3	1	4	5	2	0	0	0	0	0	0	0	0	15
16:00	0	0	0	0	3	2	1	0	1	0	0	0	0	0	0	7
16:15	0	0	0	0	3	4	1	1	0	0	0	0	0	0	0	9
16:30	0	1	0	1	1	3	5	2	0	0	0	0	0	0	0	13
16:45	0	1	3	2	11	14	9	3	1	0	0	0	0	0	0	44
17:00	0	0	2	0	6	6	4	0	0	0	0	0	0	0	0	18
17:15	0	0	0	3	7	2	4	2	0	0	0	0	0	0	0	18
17:30	0	0	0	5	5	4	2	1	0	0	0	0	0	0	0	17
17:45	0	0	0	3	11	2	5	1	0	1	0	0	0	0	0	23
18:00	0	0	2	11	29	14	15	4	0	1	0	0	0	0	0	76
18:15	0	0	0	2	11	6	1	0	1	0	0	0	0	0	0	21
18:30	0	0	1	2	6	3	1	0	0	0	1	0	0	0	0	14
18:45	0	0	0	1	5	2	1	1	1	0	1	0	0	0	0	12
19:00	0	1	0	1	5	2	3	0	1	1	0	0	0	0	0	14
19:15	0	1	1	6	27	13	6	1	3	1	2	0	0	0	0	61
19:30	0	0	0	0	8	4	1	0	1	0	0	0	0	0	0	14
19:45	0	0	0	0	6	2	0	0	1	0	0	0	0	0	0	9
20:00	0	0	1	1	7	4	0	0	0	0	0	0	0	0	0	13
20:15	0	0	0	2	2	6	1	0	0	0	0	0	0	0	0	11
20:30	0	0	1	3	23	16	2	0	2	0	0	0	0	0	0	47
20:45	1	1	1	3	6	1	1	1	1	0	0	0	0	0	0	16
21:00	0	0	0	4	1	4	5	0	0	0	0	0	0	0	0	14
21:15	0	0	0	1	17	0	0	0	0	0	0	0	0	0	0	18
21:30	0	0	1	2	6	3	2	0	0	0	0	0	0	0	0	14
21:45	1	1	2	10	30	8	8	1	1	0	0	0	0	0	0	62
22:00	0	1	0	3	4	1	1	1	0	0	0	0	0	0	0	11
22:15	0	0	2	1	2	2	1	1	1	0	0	0	0	0	0	10
22:30	0	0	0	2	4	3	1	1	0	0	0	0	0	0	0	11
22:45	0	1	1	1	4	1	1	0	0	0	0	0	0	0	0	9
23:00	0	2	3	7	14	7	4	3	1	0	0	0	0	0	0	41
23:15	0	0	0	4	9	1	0	0	0	0	0	0	0	0	0	14
23:30	0	0	0	1	1	1	0	2	1	0	0	0	0	0	0	6
23:45	0	1	0	0	2	3	1	0	0	0	0	0	0	0	0	7
24:00	0	0	0	1	1	1	3	0	0	0	0	0	0	0	1	7
24:15	0	1	0	6	13	6	4	2	1	0	0	0	0	0	1	34
24:30	0	0	0	0	0	0	2	0	0	0	0	0	0	0	0	2
24:45	0	0	0	0	2	3	0	1	0	0	0	0	0	0	0	6
25:00	0	0	0	1	1	0	1	0	0	0	0	0	0	0	0	3
25:15	0	0	1	2	1	1	0	1	0	0	0	0	0	0	0	6
25:30	0	0	1	3	4	4	3	2	0	0	0	0	0	0	0	17
25:45	0	0	0	0	3	0	1	0	0	0	0	0	0	0	0	4
26:00	0	0	0	0	1	0	1	0	0	0	0	0	0	0	0	2
26:15	0	0	0	0	1	0	0	0	0	0	0	0	0	0	0	1
26:30	0	0	0	0	0	1	0	0	0	0	0	0	0	0	0	1
26:45	0	0	0	0	5	1	2	0	0	0	0	0	0	0	0	8
Total	1	7	17	72	207	122	70	22	10	3	3	0	0	0	1	535
Total Stats	4	13	39	127	301	172	97	44	14	6	4	0	0	0	1	822

15th Percentile : 23 MPH
50th Percentile : 29 MPH
85th Percentile : 35 MPH
95th Percentile : 38 MPH

Mean Speed(Average) : 29 MPH
10 MPH Pace Speed : 26-35 MPH
Number in Pace : 538
Percent in Pace : 65.5%
Number of Vehicles > 30 MPH : 338
Percent of Vehicles > 30 MPH : 41.1%

Traffic Survey Specialists, Inc.
624 Gardenia Terrace, Delray Beach, Florida 33444
Phone (561) 272-3255 Fax (561) 272-4381

West Park, Florida
 Broward
 SW 25 Street East of SW 48 Avenue

41809
 Site Code: 00000041809
 Station ID: 000058410150
 Date Start: 19-Apr-11
 Date End: 20-Apr-11

Westbound

Start Time	0 10	11 15	16 20	21 25	26 30	31 33	34 36	37 39	40 42	43 45	46 48	49 51	52 54	55 57	58 147	Total
4/19/11	0	0	0	0	0	0	0	0	0	0	0	0	0	0	0	0
00:15	0	0	0	0	1	0	0	0	0	0	0	0	0	0	0	1
00:30	0	0	0	1	0	0	0	0	0	0	0	0	0	0	0	1
00:45	0	0	0	0	0	0	0	0	0	0	0	0	0	0	0	0
01:00	0	0	0	1	1	0	0	0	0	0	0	0	0	0	0	2
01:15	0	0	0	0	0	0	0	0	0	0	0	0	0	0	0	0
01:30	0	0	0	0	1	0	0	0	0	0	0	0	0	0	0	1
01:45	0	0	0	0	0	0	0	0	0	0	0	0	0	0	0	0
02:00	0	0	0	1	1	0	0	0	0	0	0	0	0	0	0	2
02:15	0	0	0	1	1	0	1	0	0	0	0	0	0	0	0	3
02:30	0	0	0	0	0	0	0	0	0	0	0	0	0	0	0	0
02:45	0	0	0	0	0	0	0	0	0	0	0	0	0	0	0	0
03:00	0	0	0	1	1	0	1	0	0	0	0	0	0	0	0	3
03:15	0	0	0	0	0	0	0	0	0	0	0	0	0	0	0	0
03:30	0	0	0	0	0	0	0	0	0	0	0	0	0	0	0	0
03:45	0	0	1	0	0	0	0	0	0	0	0	0	0	0	0	1
04:00	0	0	1	0	0	0	0	0	0	0	0	0	0	0	0	1
04:15	0	0	0	0	0	0	0	0	0	0	0	0	0	0	0	0
04:30	0	0	0	0	0	0	0	0	0	0	0	0	0	0	0	0
04:45	0	0	2	0	0	0	0	0	0	0	0	0	0	0	0	2
05:00	0	0	2	0	0	0	0	0	0	0	0	0	0	0	0	2
05:15	0	0	0	0	1	1	0	0	0	0	0	0	0	0	0	2
05:30	0	0	0	0	0	0	0	0	0	0	0	1	0	0	0	1
05:45	0	0	0	0	1	0	0	0	0	0	0	0	0	0	0	1
06:00	0	0	0	0	3	1	0	0	0	0	0	1	0	0	0	5
06:15	0	0	0	0	1	0	1	0	0	0	0	0	0	0	0	2
06:30	0	0	0	0	1	0	1	0	0	0	0	0	0	0	0	1
06:45	0	0	0	0	4	0	0	0	0	0	0	0	0	0	0	2
07:00	0	0	0	0	6	1	2	0	0	0	0	0	0	0	0	4
07:15	0	0	1	2	7	4	2	0	0	0	0	0	0	0	0	9
07:30	0	0	2	5	4	1	1	1	1	0	0	0	0	0	0	16
07:45	0	0	1	0	3	4	3	5	0	0	0	0	0	0	0	15
08:00	0	0	1	4	7	1	2	1	2	0	0	0	0	0	0	16
08:15	0	0	5	11	21	10	8	7	3	0	0	0	0	0	0	18
08:30	0	0	0	2	4	3	2	0	1	0	0	0	0	0	0	65
08:45	0	0	1	0	1	4	0	1	1	0	0	0	0	0	0	12
09:00	0	0	2	0	8	1	0	3	0	0	0	0	0	0	0	8
09:15	1	0	1	2	1	3	0	0	1	0	1	0	0	0	0	14
09:30	1	0	4	4	14	9	5	4	2	1	0	0	0	0	0	10
09:45	0	0	2	1	3	0	0	0	0	0	0	0	0	0	0	44
10:00	0	2	1	4	4	0	0	0	0	0	0	0	0	0	0	6
10:15	0	2	1	4	3	0	0	0	0	0	0	0	0	0	0	11
10:30	0	4	0	2	0	0	0	1	0	1	0	0	0	0	0	8
10:45	0	0	1	2	0	0	1	0	0	0	0	0	0	0	0	4
11:00	0	6	4	9	7	0	1	1	0	1	0	0	0	0	0	29
11:15	0	0	0	3	3	0	0	0	0	0	0	0	0	0	0	6
11:30	2	1	0	0	3	1	1	0	0	0	0	0	0	0	0	8
11:45	0	0	0	2	3	1	1	0	0	0	0	0	0	0	0	7
Total	2	2	1	6	10	2	3	0	0	0	0	0	0	0	0	5
	0	0	0	5	0	1	1	0	0	0	0	0	0	0	0	26
	0	0	1	4	2	2	0	1	0	0	0	0	0	0	0	7
	0	2	0	5	4	1	1	0	1	0	0	0	0	0	0	10
	0	0	0	0	3	0	0	0	2	0	0	0	0	0	0	14
	0	0	0	0	3	0	0	0	0	2	0	0	0	0	0	5
	0	2	1	14	9	4	2	1	1	2	0	0	0	0	0	36
Total	3	10	18	47	73	27	22	13	6	4	0	1	0	0	0	224

West Park, Florida
 Broward
 SW 25 Street East of SW 48 Avenue

Traffic Survey Specialists, Inc.
 624 Gardenia Terrace, Delray Beach, Florida 33444
 Phone (561) 272-3255 Fax (561) 272-4381

41809
 Site Code: 00000041809
 Station ID: 000058410150
 Date Start: 19-Apr-11
 Date End: 20-Apr-11

Westbound

Start Time	010	1115	1620	2125	2630	3133	3436	3739	4042	4345	4648	4951	5254	5557	58147	Total
12 PM	0	0	0	2	2	1	0	1	1	0	0	0	0	0	0	7
12:15	0	0	1	0	3	0	3	1	0	2	0	0	0	0	0	10
12:30	0	0	0	3	1	1	0	0	0	0	0	0	0	0	0	5
12:45	0	0	1	2	2	1	1	0	0	0	0	0	0	0	0	7
13:00	0	0	2	7	8	3	4	2	1	2	0	0	0	0	0	29
13:15	0	0	0	0	5	3	1	1	0	0	0	0	0	0	0	10
13:30	0	0	2	1	2	1	0	0	0	0	0	0	0	0	0	6
13:30	0	1	2	4	2	1	1	0	0	0	0	0	0	0	0	11
13:45	0	1	0	3	3	1	2	0	0	0	0	0	0	0	0	10
14:00	0	2	4	8	12	6	4	1	0	0	0	0	0	0	0	37
14:15	0	0	0	4	7	3	3	0	0	0	0	0	0	0	0	17
14:30	0	0	0	0	4	2	0	0	0	0	0	0	0	0	0	6
14:30	0	1	0	3	3	1	0	0	1	0	0	0	0	0	0	9
14:45	0	0	0	4	8	2	1	1	0	0	0	0	0	0	0	16
15:00	0	1	0	11	22	8	4	1	1	0	0	0	0	0	0	48
15:15	0	1	0	2	6	3	3	0	0	0	0	0	0	0	0	15
15:15	0	0	0	0	4	1	1	1	1	0	0	0	0	0	0	8
15:30	0	0	0	1	4	3	2	2	0	0	0	0	0	0	0	12
15:45	0	0	0	0	3	1	3	2	1	1	0	0	0	0	0	11
16:00	0	1	0	3	17	8	9	5	2	1	0	0	0	0	0	46
16:15	1	1	1	4	0	4	3	1	1	1	0	0	0	0	0	17
16:15	1	2	0	1	3	1	2	0	0	0	0	0	0	0	0	10
16:30	0	1	0	1	3	0	2	1	0	0	0	0	0	0	0	8
16:45	0	0	0	5	2	0	5	1	0	0	0	0	0	0	0	13
17:00	2	4	1	11	8	5	12	3	1	1	0	0	0	0	0	48
17:15	0	0	1	0	2	1	1	0	0	1	0	0	0	0	0	6
17:15	0	0	0	5	2	2	0	1	0	0	0	0	0	0	0	10
17:30	0	1	1	4	5	1	0	0	1	0	0	0	0	0	0	13
17:45	0	0	0	1	3	1	1	1	1	1	0	0	0	0	0	9
18:00	0	1	2	10	12	5	2	2	2	2	0	0	0	0	0	38
18:15	0	0	1	0	4	3	2	2	1	0	0	0	0	0	0	13
18:15	0	0	0	4	2	1	2	3	0	0	0	0	0	0	0	12
18:30	0	0	0	2	3	3	3	0	0	0	0	0	0	0	0	11
18:45	0	0	1	1	4	1	2	1	0	0	0	0	0	0	0	10
19:00	0	0	2	7	13	8	9	6	1	0	0	0	0	0	0	46
19:15	0	0	0	3	5	4	1	0	0	0	0	0	0	0	0	13
19:15	0	0	3	0	2	1	1	0	0	0	0	0	0	0	0	7
19:30	0	0	0	0	1	0	0	1	0	0	0	0	0	0	0	2
19:45	0	0	1	1	6	1	0	1	0	0	0	0	0	0	0	10
20:00	0	0	4	4	14	6	2	2	0	0	0	0	0	0	0	32
20:15	1	0	1	1	1	1	0	1	0	0	0	0	0	0	0	6
20:30	1	0	4	2	3	2	0	0	0	0	0	0	0	0	0	12
20:30	0	0	0	2	2	1	2	0	0	1	0	1	0	0	0	9
20:45	0	0	1	1	3	1	1	0	0	0	0	0	0	0	0	7
21:00	2	0	6	6	9	5	3	1	0	1	0	1	0	0	0	34
21:00	0	0	1	0	3	0	0	0	0	0	0	0	0	0	0	4
21:15	0	0	1	1	1	0	0	1	0	1	0	0	0	0	0	5
21:30	0	0	0	3	2	1	1	0	0	0	0	0	0	0	0	7
21:45	0	0	0	1	0	2	0	0	0	0	0	0	0	0	0	3
22:00	0	0	2	5	6	3	1	1	0	1	0	0	0	0	0	19
22:00	0	0	0	2	0	0	1	0	0	0	0	0	0	0	0	3
22:15	0	0	0	0	1	0	0	0	0	0	0	0	0	0	0	1
22:30	0	0	0	1	4	2	0	0	1	0	0	0	0	0	0	8
22:45	0	1	0	1	2	0	0	1	0	0	0	0	0	0	0	5
23:00	0	1	0	4	7	2	1	1	1	0	0	0	0	0	0	17
23:00	0	0	0	3	0	1	1	0	0	0	0	0	0	0	0	5
23:15	0	0	0	0	1	1	2	1	0	0	0	0	0	0	0	5
23:30	0	0	0	0	2	1	0	0	0	0	0	0	0	0	0	3
23:45	0	0	0	0	2	0	2	0	0	0	0	0	0	0	0	4
Total	4	10	23	79	133	62	56	26	9	8	0	1	0	0	0	411
Total Stats	7	20	41	126	206	89	78	39	15	12	0	2	0	0	0	635

15th Percentile : 22 MPH
 50th Percentile : 28 MPH
 85th Percentile : 35 MPH
 95th Percentile : 39 MPH

Mean Speed(Average) : 28 MPH
 10 MPH Pace Speed : 25-34 MPH
 Number in Pace : 347
 Percent in Pace : 54.6%
 Number of Vehicles > 30 MPH : 235
 Percent of Vehicles > 30 MPH : 37.0%

West Park, Florida
 Broward
 SW 25 Street East of SW 48 Avenue

Traffic Survey Specialists, Inc.
 624 Gardenia Terrace, Delray Beach, Florida 33444
 Phone (561) 272-3255 Fax (561) 272-4381

Page 5
 41809
 Site Code: 00000041809
 Station ID: 000058410150
 Date Start: 19-Apr-11
 Date End: 20-Apr-11

Eastbound, Westbound

Start Time	010	1115	1620	2125	2630	3133	3436	3739	4042	4345	4648	4951	5254	5557	58147	Total
4/19/11	0	0	0	0	1	1	0	0	0	0	0	0	0	0	0	2
00:15	0	0	0	0	1	1	1	0	0	0	0	0	0	0	0	3
00:30	0	0	0	1	2	0	0	0	0	0	0	0	0	0	0	3
00:45	0	0	0	1	0	1	0	0	1	0	0	0	0	0	0	3
01:00	0	0	0	2	4	3	1	0	1	0	0	0	0	0	0	11
01:15	0	0	0	0	0	0	1	0	0	0	0	0	0	0	0	1
01:30	0	0	0	0	2	0	0	0	0	0	0	0	0	0	0	2
01:45	0	0	0	1	3	0	0	0	0	0	0	0	0	0	0	4
02:00	0	0	0	0	0	1	0	0	0	0	0	0	0	0	0	1
02:15	0	0	0	1	5	1	1	0	0	0	0	0	0	0	0	8
02:30	0	0	0	1	1	0	0	0	0	0	0	0	0	0	0	2
02:45	0	0	0	1	3	0	1	0	0	0	0	0	0	0	0	5
03:00	0	0	0	0	0	0	0	0	0	0	0	0	0	0	0	0
03:15	0	0	0	0	0	0	0	0	0	0	0	0	0	0	0	0
03:30	0	0	0	2	4	0	1	0	0	0	0	0	0	0	0	7
03:45	0	0	0	0	1	0	1	0	0	0	0	0	0	0	0	2
04:00	0	0	1	0	0	0	0	0	0	0	0	0	0	0	0	1
04:15	0	0	0	0	0	0	0	1	0	0	0	0	0	0	0	1
04:30	0	0	0	0	0	0	0	0	0	0	0	0	0	0	0	0
04:45	0	0	1	0	0	0	0	0	0	0	0	0	0	0	0	1
05:00	0	0	2	0	1	0	2	0	0	0	0	0	0	0	0	5
05:15	0	0	0	0	0	0	0	0	0	0	0	0	0	0	0	0
05:30	0	0	0	0	0	0	0	0	0	0	0	0	0	0	0	0
05:45	0	0	1	0	0	0	0	0	0	0	0	0	0	0	0	2
06:00	0	0	1	0	2	0	0	1	0	0	0	0	0	0	0	4
06:15	0	0	2	0	5	1	2	2	0	0	0	1	0	0	0	13
06:30	0	0	0	0	2	3	1	1	0	0	0	0	0	0	0	7
06:45	0	1	0	2	2	2	0	0	0	0	0	0	0	0	0	7
07:00	0	0	0	0	3	3	2	2	0	0	0	0	0	0	0	10
07:15	0	0	0	1	5	2	0	0	0	0	0	0	0	0	0	8
07:30	0	1	0	3	12	10	3	3	0	0	0	0	0	0	0	32
07:45	0	0	1	4	10	7	3	1	0	0	1	0	0	0	0	27
08:00	0	0	2	8	14	1	1	3	1	0	0	0	0	0	0	30
08:15	0	0	1	0	4	8	5	6	0	1	0	0	0	0	0	25
08:30	0	0	2	6	11	2	7	4	3	0	0	0	0	0	0	35
08:45	0	0	6	18	39	18	16	14	4	1	1	0	0	0	0	117
09:00	0	0	1	6	8	4	4	0	1	0	0	0	0	0	0	24
09:15	0	0	2	3	7	8	0	1	1	0	0	0	0	0	0	22
09:30	1	0	5	0	15	4	0	4	0	0	0	0	0	0	0	29
09:45	1	0	1	4	6	3	3	0	0	1	0	0	0	0	0	19
10:00	2	0	9	13	36	19	7	5	2	1	0	0	0	0	0	94
10:15	0	0	4	4	8	4	0	0	0	0	0	0	0	0	0	20
10:30	0	4	4	7	5	2	0	0	1	0	0	0	0	0	0	23
10:45	1	4	0	6	1	2	2	3	0	1	0	0	0	0	0	20
11:00	0	0	2	6	2	0	1	0	0	1	0	0	0	0	0	12
11:15	1	8	10	23	16	8	3	3	1	2	0	0	0	0	0	75
11:30	1	0	0	8	6	3	0	0	0	0	0	0	0	0	0	18
11:45	2	1	2	2	4	1	2	1	0	0	0	0	0	0	0	15
12:00	0	0	0	2	5	2	2	1	0	1	0	0	0	0	0	13
12:15	0	1	2	4	6	1	3	0	0	0	0	0	0	0	0	17
12:30	3	2	4	16	21	7	7	2	0	1	0	0	0	0	0	63
12:45	0	1	1	7	4	1	3	0	1	0	0	0	0	0	0	18
13:00	0	0	2	6	7	6	1	3	0	0	0	0	0	0	0	25
13:15	0	2	1	8	7	2	1	2	1	0	0	0	0	0	0	24
13:30	0	2	1	2	5	0	1	1	0	2	0	0	0	0	0	14
13:45	0	5	5	23	23	9	6	6	2	2	0	0	0	0	0	81
Total	6	16	40	102	167	77	49	35	10	7	1	1	0	0	0	511

Traffic Survey Specialists, Inc.

624 Gardenia Terrace, Delray Beach, Florida 33444

Phone (561) 272-3255 Fax (561) 272-4381

West Park, Florida
Broward
SW 25 Street East of SW 48 Avenue

41809
Site Code: 00000041809
Station ID: 000058410150
Date Start: 19-Apr-11
Date End: 20-Apr-11

Eastbound, Westbound

Start Time	0	11	16	21	26	31	34	37	40	43	46	49	52	55	58	Total
Time	10	15	20	25	30	33	36	39	42	45	48	51	54	57	147	
12 PM	0	0	1	3	7	4	3	1	1	0	0	0	0	0	0	20
12:15	0	0	1	1	7	3	4	2	0	2	0	0	0	0	0	20
12:30	0	0	1	5	5	4	0	1	0	0	0	0	0	0	0	16
12:45	0	0	1	2	4	2	4	1	0	0	0	0	0	0	0	14
	0	0	4	11	23	13	11	5	1	2	0	0	0	0	0	70
13:00	0	0	0	3	8	5	1	1	0	1	0	0	0	0	0	19
13:15	0	0	4	5	4	4	1	0	0	0	1	0	0	0	0	19
13:30	0	1	2	5	4	1	1	2	0	0	0	0	0	0	0	16
13:45	0	2	0	6	6	6	2	0	0	0	0	0	0	0	0	22
	0	3	6	19	22	16	5	3	0	1	1	0	0	0	0	76
14:00	0	0	0	6	15	7	5	1	1	0	0	0	0	0	0	35
14:15	0	0	0	2	16	6	3	0	0	0	0	0	0	0	0	27
14:30	0	1	0	6	7	5	3	0	1	0	0	0	0	0	0	23
14:45	0	0	0	6	10	9	2	1	0	0	0	0	0	0	0	28
	0	1	0	20	48	27	13	2	2	0	0	0	0	0	0	113
15:00	0	1	3	3	10	8	5	0	0	0	0	0	0	0	0	30
15:15	0	0	0	0	7	3	2	1	2	0	0	0	0	0	0	15
15:30	0	0	0	1	7	7	3	3	0	0	0	0	0	0	0	21
15:45	0	1	0	1	4	4	8	4	1	1	0	0	0	0	0	24
	0	2	3	5	28	22	18	8	3	1	0	0	0	0	0	90
16:00	1	1	3	4	6	10	7	1	1	1	0	0	0	0	0	35
16:15	1	2	0	4	10	3	6	2	0	0	0	0	0	0	0	28
16:30	0	1	0	6	8	4	4	2	0	0	0	0	0	0	0	25
16:45	0	0	0	8	13	2	10	2	0	1	0	0	0	0	0	36
	2	4	3	22	37	19	27	7	1	2	0	0	0	0	0	124
17:00	0	0	1	2	13	7	2	0	1	1	0	0	0	0	0	27
17:15	0	0	1	7	8	5	1	1	0	0	1	0	0	0	0	24
17:30	0	1	1	5	10	3	1	1	2	0	1	0	0	0	0	25
17:45	0	1	0	2	8	3	4	1	2	2	0	0	0	0	0	23
	0	2	3	16	39	18	8	3	5	3	2	0	0	0	0	99
18:00	0	0	1	0	12	7	3	2	2	0	0	0	0	0	0	27
18:15	0	0	0	4	8	3	2	3	1	0	0	0	0	0	0	21
18:30	0	0	1	3	10	7	3	0	0	0	0	0	0	0	0	24
18:45	0	0	1	3	6	7	3	1	0	0	0	0	0	0	0	21
	0	0	3	10	36	24	11	6	3	0	0	0	0	0	0	93
19:00	1	1	1	6	11	5	2	1	1	0	0	0	0	0	0	29
19:15	0	0	3	4	3	5	6	0	0	0	0	0	0	0	0	21
19:30	0	0	0	1	18	0	0	1	0	0	0	0	0	0	0	20
19:45	0	0	2	3	12	4	2	1	0	0	0	0	0	0	0	24
	1	1	6	14	44	14	10	3	1	0	0	0	0	0	0	94
20:00	1	1	1	4	5	2	1	2	0	0	0	0	0	0	0	17
20:15	1	0	6	3	5	4	1	1	1	0	0	0	0	0	0	22
20:30	0	0	0	4	6	4	3	1	0	1	0	1	0	0	0	20
20:45	0	1	2	2	7	2	2	0	0	0	0	0	0	0	0	16
	2	2	9	13	23	12	7	4	1	1	0	1	0	0	0	75
21:00	0	0	1	4	12	1	0	0	0	0	0	0	0	0	0	18
21:15	0	0	1	2	2	1	0	3	1	1	0	0	0	0	0	11
21:30	0	1	0	3	4	4	2	0	0	0	0	0	0	0	0	14
21:45	0	0	0	2	1	3	3	0	0	0	0	0	0	0	1	10
	0	1	2	11	19	9	5	3	1	1	0	0	0	0	1	53
22:00	0	0	0	2	0	0	3	0	0	0	0	0	0	0	0	5
22:15	0	0	0	0	3	3	0	1	0	0	0	0	0	0	0	7
22:30	0	0	0	2	5	2	1	0	1	0	0	0	0	0	0	11
22:45	0	1	1	3	3	1	0	2	0	0	0	0	0	0	0	11
	0	1	1	7	11	6	4	3	1	0	0	0	0	0	0	34
23:00	0	0	0	3	3	1	2	0	0	0	0	0	0	0	0	9
23:15	0	0	0	0	2	1	3	1	0	0	0	0	0	0	0	7
23:30	0	0	0	0	3	1	0	0	0	0	0	0	0	0	0	4
23:45	0	0	0	0	2	1	2	0	0	0	0	0	0	0	0	5
	0	0	0	3	10	4	7	1	0	0	0	0	0	0	0	25
Total	5	17	40	151	340	184	126	48	19	11	3	1	0	0	1	946
Total	11	33	80	253	507	261	175	83	29	18	4	2	0	0	1	1457

Stats	15th Percentile :	22 MPH
	50th Percentile :	29 MPH
	85th Percentile :	35 MPH
	95th Percentile :	39 MPH
Mean Speed(Average) :	29 MPH	
10 MPH Pace Speed :	26-35 MPH	
Number in Pace :	885	
Percent in Pace :	60.7%	
Number of Vehicles > 30 MPH :	573	
Percent of Vehicles > 30 MPH :	39.3%	

Traffic Survey Specialists, Inc.

624 Gardenia Terrace, Delray Beach, Florida 33444

Phone (561) 272-3255 Fax (561) 272-4381

West Park, Florida
Broward
SW 27 Street East of SW 44 Avenue

41814
Site Code: 00000041814
Station ID: 009701450001
Date Start: 19-Apr-11
Date End: 20-Apr-11

Eastbound

Start Time	0 10	11 15	16 20	21 25	26 30	31 33	34 36	37 39	40 42	43 45	46 48	49 51	52 54	55 57	58 147	Total
12 PM	0	0	0	0	0	0	0	0	0	0	0	0	0	0	0	0
12:15	0	0	0	1	0	1	0	1	1	0	0	0	0	0	0	4
12:30	0	0	0	0	3	0	0	0	0	0	0	0	0	0	0	3
12:45	0	0	0	0	0	1	0	0	0	0	0	0	0	0	0	1
13:00	0	1	0	1	1	0	0	0	0	0	0	0	0	0	0	3
13:15	0	0	2	0	1	0	0	0	0	0	0	0	0	0	0	3
13:30	0	0	1	2	0	0	0	0	0	0	0	0	0	0	0	3
13:45	0	0	0	1	0	0	0	0	0	0	0	0	0	0	0	1
14:00	0	1	3	4	2	0	0	0	0	0	0	0	0	0	0	10
14:15	0	0	0	0	1	2	0	0	0	0	0	0	0	0	0	3
14:30	0	0	0	0	0	0	0	0	0	0	0	0	0	0	0	0
14:45	0	0	2	1	0	1	0	0	0	0	0	0	0	0	0	4
15:00	0	0	2	2	2	3	1	0	0	0	0	0	0	0	0	10
15:15	0	0	0	0	0	0	2	0	0	0	0	0	0	0	0	5
15:30	0	0	0	0	0	2	0	1	0	0	0	0	0	0	0	2
15:45	1	0	0	3	1	2	0	0	0	0	0	0	0	0	0	3
16:00	1	0	0	4	3	5	2	2	0	0	0	0	0	0	0	7
16:15	0	0	1	0	0	1	1	1	1	0	0	0	0	0	0	17
16:30	0	0	0	0	1	0	0	1	0	0	0	0	0	0	0	5
16:45	1	0	1	1	1	0	0	0	0	0	0	0	0	0	0	2
17:00	1	0	2	3	3	1	1	2	1	0	0	0	0	0	0	4
17:15	1	0	0	1	1	0	0	0	0	0	0	0	0	0	0	3
17:30	0	0	0	1	2	1	0	0	1	0	0	0	0	0	0	2
17:45	0	0	2	1	0	0	0	0	0	0	0	0	0	0	0	4
18:00	1	0	2	4	3	1	0	1	1	0	0	0	0	0	0	3
18:15	0	0	1	0	0	0	0	1	0	0	0	0	0	0	0	12
18:30	0	0	0	2	2	0	0	0	0	0	0	0	0	0	0	2
18:45	0	1	0	1	1	0	1	0	0	0	0	0	0	0	0	4
19:00	1	0	1	3	0	0	0	1	0	0	0	0	0	0	0	6
19:15	1	1	2	6	3	0	1	2	0	0	0	0	0	0	0	16
19:30	0	0	0	1	0	0	0	0	0	0	0	0	0	0	0	1
19:45	0	0	1	1	0	0	0	0	0	0	0	0	0	0	0	2
20:00	0	0	0	1	0	1	0	0	0	0	0	1	0	0	0	2
20:15	0	1	1	5	0	1	0	0	0	0	0	0	0	0	0	9
20:30	0	0	0	0	2	0	1	0	0	0	0	0	0	0	0	3
20:45	0	0	2	0	1	0	0	0	0	0	0	0	0	0	0	3
21:00	1	0	1	1	0	0	0	0	0	0	0	0	0	0	0	3
21:15	0	0	3	3	4	0	2	0	0	0	0	0	0	0	0	13
21:30	0	0	1	0	0	0	0	0	0	0	0	0	0	0	0	1
21:45	0	0	1	0	0	0	0	0	0	0	0	0	0	0	0	3
22:00	0	0	0	0	2	1	0	0	0	0	0	0	0	0	0	3
22:15	0	0	0	0	1	0	0	0	0	0	0	0	0	0	0	3
22:30	0	0	0	0	0	1	0	0	0	0	0	0	0	0	0	3
22:45	0	0	0	0	1	0	0	0	0	0	0	0	0	0	0	1
23:00	0	1	2	1	3	2	0	0	0	0	0	0	0	0	0	8
23:15	0	0	1	0	2	1	0	0	0	0	0	0	0	0	0	4
23:30	0	0	0	0	0	1	0	0	0	0	0	0	0	0	0	1
23:45	0	0	1	1	0	0	0	0	0	0	0	0	0	0	0	2
Total	0	1	2	1	3	2	0	0	0	0	0	0	0	0	0	9
Total	0	0	0	0	0	0	0	0	0	0	0	0	0	0	0	0
Total	0	0	0	0	0	0	0	0	0	0	0	0	0	0	0	0
Total	0	0	0	0	0	0	0	0	0	0	0	0	0	0	0	0
Total	0	0	0	0	0	0	0	0	0	0	0	0	0	0	0	0
Total	0	0	0	0	0	0	0	0	0	0	0	0	0	0	0	0
Total	0	0	0	0	0	0	0	0	0	0	0	0	0	0	0	0
Total	5	4	19	33	30	17	7	7	3	0	0	1	0	0	0	126
Total	8	8	28	45	43	21	9	8	3	0	0	1	0	0	0	174

Stats

15th Percentile : 17 MPH
50th Percentile : 25 MPH
85th Percentile : 33 MPH
95th Percentile : 37 MPH

Mean Speed(Average) : 25 MPH
10 MPH Pace Speed : 21-30 MPH
Number in Pace : 88
Percent in Pace : 50.6%
Number of Vehicles > 30 MPH : 42
Percent of Vehicles > 30 MPH : 24.1%

Traffic Survey Specialists, Inc.

West Park, Florida
 Broward
 SW 27 Street East of SW 44 Avenue

624 Gardenia Terrace, Delray Beach, Florida 33444
 Phone (561) 272-3255 Fax (561) 272-4381

41814
 Site Code: 00000041814
 Station ID: 009701450001
 Date Start: 19-Apr-11
 Date End: 20-Apr-11

Westbound

Start Time	0 10	11 15	16 20	21 25	26 30	31 33	34 36	37 39	40 42	43 45	46 48	49 51	52 54	55 57	58 147	Total
4/19/11	0	0	0	0	0	0	1	0	0	0	0	0	0	0	0	1
00:15	0	0	0	0	0	0	0	1	0	0	0	0	0	0	0	1
00:30	0	0	0	0	0	0	0	0	0	0	0	0	0	0	0	0
00:45	0	0	0	1	0	0	0	0	0	0	0	0	0	0	0	1
01:00	0	0	0	1	0	0	1	1	0	0	0	0	0	0	0	3
01:15	0	0	1	0	0	0	0	0	0	0	0	0	0	0	0	1
01:30	0	0	0	0	0	0	0	0	0	0	0	0	0	0	0	0
01:45	0	0	0	0	0	0	0	0	0	0	0	0	0	0	0	0
02:00	0	0	1	0	0	0	0	0	0	0	0	0	0	0	0	1
02:15	0	0	0	0	0	0	0	0	0	0	0	0	0	0	0	0
02:30	0	0	0	0	0	0	0	0	0	0	0	0	0	0	0	0
02:45	0	0	0	0	0	0	0	0	0	0	0	0	0	0	0	0
03:00	0	0	0	0	0	0	0	0	0	0	0	0	0	0	0	0
03:15	0	0	0	1	0	0	0	0	0	0	0	0	0	0	0	1
03:30	0	0	0	0	1	0	0	0	0	0	0	0	0	0	0	1
03:45	0	0	0	0	0	0	0	0	0	0	0	0	0	0	0	0
04:00	0	0	0	1	1	0	0	0	0	0	0	0	0	0	0	2
04:15	0	0	0	0	0	0	0	0	0	0	0	0	0	0	0	0
04:30	0	0	0	0	0	0	0	0	0	0	0	0	0	0	0	0
04:45	0	0	0	0	0	0	0	0	0	0	0	0	0	0	0	0
05:00	0	0	0	0	0	0	0	0	0	0	0	0	0	0	0	0
05:15	0	0	0	0	0	0	0	0	0	0	0	0	0	0	0	0
05:30	0	0	0	0	0	0	0	0	0	0	0	0	0	0	0	0
05:45	0	0	0	0	0	0	0	0	0	0	0	0	0	0	0	0
06:00	0	0	0	0	0	0	0	0	0	0	0	0	0	0	0	0
06:15	0	0	0	0	0	0	0	0	0	0	0	0	0	0	0	0
06:30	0	0	0	0	1	0	0	0	0	0	0	0	0	0	0	1
06:45	0	0	0	1	0	1	0	0	0	0	0	0	0	0	0	2
07:00	0	0	0	1	1	1	0	0	0	0	0	0	0	0	0	3
07:15	0	0	0	0	1	0	0	0	0	0	0	0	0	0	0	1
07:30	0	0	1	1	0	0	1	1	0	0	0	0	0	0	0	4
07:45	0	0	0	0	0	1	0	0	0	0	0	0	0	0	0	1
08:00	0	0	1	2	1	1	1	1	0	0	0	0	0	0	0	7
08:15	0	1	0	0	1	1	0	0	1	0	0	0	0	0	0	4
08:30	0	0	3	0	2	0	0	0	0	0	0	0	0	0	0	5
08:45	0	0	2	0	0	2	0	0	1	0	0	0	0	0	0	5
09:00	0	0	0	1	0	0	0	0	0	0	0	0	0	0	0	1
09:15	0	1	5	1	3	3	0	0	2	0	0	0	0	0	0	15
09:30	0	0	0	1	0	0	0	0	0	0	0	0	0	0	0	1
09:45	0	0	0	2	2	0	0	0	0	0	0	0	0	0	0	4
10:00	0	0	0	1	1	0	0	0	0	0	0	0	0	0	0	2
10:15	0	0	0	0	0	0	0	0	0	0	0	0	0	0	0	0
10:30	0	0	0	4	3	0	0	0	0	0	0	0	0	0	0	7
10:45	0	0	0	0	0	0	0	0	0	0	0	0	0	0	0	0
11:00	0	0	0	0	0	0	0	0	0	0	0	0	0	0	0	0
11:15	0	0	1	1	0	0	0	0	0	0	0	0	0	0	0	1
11:30	0	0	0	0	0	0	0	0	0	0	0	0	0	0	0	1
11:45	0	0	0	0	2	0	1	0	0	0	0	0	0	0	0	3
Total	0	1	9	11	14	7	4	3	2	0	0	0	0	0	0	51

West Park, Florida
Broward
SW 27 Street East of SW 44 Avenue

Traffic Survey Specialists, Inc.
624 Gardenia Terrace, Delray Beach, Florida 33444
Phone (561) 272-3255 Fax (561) 272-4381

41814
Site Code: 00000041814
Station ID: 009701450001
Date Start: 19-Apr-11
Date End: 20-Apr-11

Westbound

Start Time	010	1115	1620	2125	2630	3133	3436	3739	4042	4345	4648	4951	5254	5557	58147	Total
12 PM	0	0	0	0	0	0	0	0	0	0	0	0	0	0	0	0
12:15	0	0	2	1	0	0	1	0	0	0	0	0	0	0	0	4
12:30	0	0	0	0	2	1	0	1	0	1	0	0	0	0	0	5
12:45	0	0	1	1	1	0	0	0	0	0	0	0	0	0	0	3
13:00	0	0	3	2	3	1	1	1	0	1	0	0	0	0	0	12
13:15	0	1	1	0	0	0	0	0	0	0	0	0	0	0	0	2
13:30	0	1	0	0	0	2	0	0	0	0	0	0	0	0	0	3
13:45	0	0	0	1	0	0	0	0	0	0	0	0	0	0	0	1
14:00	0	0	0	0	1	1	0	0	0	0	0	0	0	0	0	2
14:15	0	2	1	1	1	3	0	0	0	0	0	0	0	0	0	8
14:30	0	0	0	1	0	0	0	1	0	0	0	0	0	0	0	2
14:45	0	0	0	0	0	0	0	0	0	0	0	0	0	0	0	0
15:00	0	1	0	1	2	0	1	0	0	0	0	0	0	0	0	5
15:15	0	1	0	3	2	0	2	1	0	0	0	0	0	0	0	9
15:30	0	0	0	0	1	0	0	0	0	0	0	0	0	0	0	1
15:45	0	0	1	1	1	1	0	0	0	0	0	0	0	0	0	4
16:00	0	0	2	1	4	0	0	1	0	0	0	0	0	0	0	8
16:15	0	0	0	1	1	2	0	0	0	0	0	0	0	0	0	4
16:30	0	0	3	3	7	3	0	1	0	0	0	0	0	0	0	17
16:45	0	1	1	1	0	1	0	0	0	0	0	0	0	0	0	4
17:00	0	0	0	2	1	0	0	0	0	0	0	0	0	0	0	3
17:15	0	0	1	1	0	0	0	1	0	0	0	0	0	0	0	3
17:30	0	0	0	1	0	0	0	0	0	0	0	0	0	0	0	1
17:45	0	1	2	5	1	1	0	1	0	0	0	0	0	0	0	11
18:00	0	0	0	0	1	1	0	1	0	0	0	0	0	0	0	3
18:15	0	0	2	2	1	0	1	0	0	0	0	0	0	0	0	6
18:30	0	0	0	1	1	0	0	0	0	0	0	0	0	0	0	2
18:45	0	0	1	1	0	0	0	0	0	0	0	0	0	0	0	2
19:00	0	1	2	4	3	1	1	1	0	0	0	0	0	0	0	13
19:15	0	0	1	0	2	2	1	0	0	0	0	0	0	0	0	6
19:30	0	0	0	2	0	0	1	0	0	0	0	0	0	0	0	3
19:45	0	0	1	3	1	0	0	0	0	0	0	0	0	0	0	5
20:00	0	0	1	1	1	1	0	0	0	0	0	0	0	0	0	4
20:15	0	0	3	6	4	3	2	0	0	0	0	0	0	0	0	18
20:30	0	0	1	2	1	0	0	0	0	0	0	0	0	0	0	4
20:45	0	2	0	2	0	0	0	0	0	0	0	0	0	0	0	4
21:00	0	0	0	1	2	0	0	0	0	0	0	0	0	0	0	3
21:15	0	2	3	7	3	1	0	0	0	0	0	0	0	0	0	16
21:30	0	0	1	1	0	1	0	0	0	0	0	0	0	0	0	3
21:45	0	0	0	0	0	1	0	0	0	0	0	0	0	0	0	1
22:00	0	0	3	3	2	2	1	0	0	0	0	0	0	0	0	11
22:15	0	0	0	0	1	0	1	0	0	0	0	0	0	0	0	2
22:30	0	0	0	0	1	0	0	0	0	0	0	0	0	0	0	1
22:45	0	0	1	0	1	0	0	0	0	0	0	0	0	0	0	2
23:00	0	0	3	0	1	0	0	0	0	0	0	0	0	0	0	4
23:15	0	0	4	0	4	0	1	0	0	0	0	0	0	0	0	9
23:30	0	0	1	0	1	0	0	1	0	0	0	0	0	0	0	3
23:45	0	0	0	0	0	0	0	0	0	0	0	0	0	0	0	0
Total	0	7	27	37	32	16	8	5	1	1	0	0	0	0	0	134
Total Stats	0	8	36	48	46	23	12	8	3	1	0	0	0	0	0	185

15th Percentile : 18 MPH
50th Percentile : 25 MPH
85th Percentile : 33 MPH
95th Percentile : 37 MPH

Mean Speed(Average) : 26 MPH
10 MPH Pace Speed : 21-30 MPH
Number in Pace : 94
Percent in Pace : 50.8%
Number of Vehicles > 30 MPH : 47
Percent of Vehicles > 30 MPH : 25.4%

Traffic Survey Specialists, Inc.

624 Gardenia Terrace, Delray Beach, Florida 33444

Phone (561) 272-3255 Fax (561) 272-4381

West Park, Florida
Broward
SW 27 Street East of SW 44 Avenue

41814
Site Code: 00000041814
Station ID: 009701450001
Date Start: 19-Apr-11
Date End: 20-Apr-11

Eastbound, Westbound

Start	0	11	16	21	26	31	34	37	40	43	46	49	52	55	58	Total
Time	10	15	20	25	30	33	36	39	42	45	48	51	54	57	147	
4/19/11	0	0	0	0	0	0	1	0	0	0	0	0	0	0	0	1
00:15	0	0	0	0	0	0	0	1	0	0	0	0	0	0	0	1
00:30	0	0	0	0	1	0	0	0	0	0	0	0	0	0	0	1
00:45	0	0	0	1	0	0	0	0	0	0	0	0	0	0	0	1
01:00	0	0	0	1	1	0	1	1	0	0	0	0	0	0	0	4
01:15	0	0	1	0	0	0	1	0	0	0	0	0	0	0	0	2
01:30	0	0	0	0	0	0	0	0	0	0	0	0	0	0	0	0
01:45	0	0	0	0	0	0	0	0	0	0	0	0	0	0	0	0
02:00	0	0	1	0	0	0	1	0	0	0	0	0	0	0	0	2
02:15	0	0	0	0	0	0	0	0	0	0	0	0	0	0	0	0
02:30	0	0	0	0	0	0	0	0	0	0	0	0	0	0	0	0
02:45	0	0	0	0	1	0	0	0	0	0	0	0	0	0	0	1
03:00	0	0	0	0	1	0	0	0	0	0	0	0	0	0	0	1
03:15	0	0	0	0	1	0	0	0	0	0	0	0	0	0	0	1
03:30	0	0	0	1	0	0	0	0	0	0	0	0	0	0	0	1
03:45	0	0	0	0	0	0	0	0	0	0	0	0	0	0	0	0
04:00	0	0	0	2	1	0	0	0	0	0	0	0	0	0	0	3
04:15	0	0	0	0	0	0	0	0	0	0	0	0	0	0	0	0
04:30	0	0	0	0	0	0	0	0	0	0	0	0	0	0	0	0
04:45	0	0	0	0	0	0	0	0	0	0	0	0	0	0	0	0
05:00	0	0	0	0	0	0	0	0	0	0	0	0	0	0	0	0
05:15	0	0	0	0	0	0	0	0	0	0	0	0	0	0	0	0
05:30	0	0	0	0	1	0	0	0	0	0	0	0	0	0	0	1
05:45	1	0	0	0	0	0	0	0	0	0	0	0	0	0	0	1
06:00	1	0	0	0	1	0	0	0	0	0	0	0	0	0	0	2
06:15	0	0	0	0	0	0	0	0	0	0	0	0	0	0	0	0
06:30	0	0	1	0	2	0	0	1	0	0	0	0	0	0	0	4
06:45	0	0	0	1	1	1	0	0	0	0	0	0	0	0	0	3
07:00	0	0	1	2	3	1	0	1	0	0	0	0	0	0	0	8
07:15	0	0	0	0	2	0	0	0	0	0	0	0	0	0	0	2
07:30	1	0	2	2	0	0	1	1	0	0	0	0	0	0	0	7
07:45	0	0	1	1	0	1	0	0	0	0	0	0	0	0	0	3
08:00	0	0	0	1	0	1	0	0	0	0	0	0	0	0	0	2
08:15	1	0	3	4	2	2	1	1	0	0	0	0	0	0	0	14
08:30	0	1	0	1	2	1	0	0	1	0	0	0	0	0	0	6
08:45	0	0	3	2	2	0	0	0	0	0	0	0	0	0	0	7
09:00	0	1	3	0	1	2	0	0	1	0	0	0	0	0	0	8
09:15	0	0	0	1	0	0	0	0	0	0	0	0	0	0	0	1
09:30	0	2	6	4	5	3	0	0	2	0	0	0	0	0	0	22
09:45	0	0	1	2	2	0	0	0	0	0	0	0	0	0	0	5
10:00	0	0	1	2	2	0	0	0	0	0	0	0	0	0	0	5
10:15	0	0	0	2	1	0	0	0	0	0	0	0	0	0	0	4
10:30	0	0	0	0	1	0	0	0	0	0	0	0	0	0	0	4
10:45	0	1	1	1	0	0	0	0	0	0	0	0	0	0	0	3
11:00	0	0	0	2	2	2	1	0	0	0	0	0	0	0	0	10
11:15	0	1	2	2	2	2	1	0	0	0	0	0	0	0	0	1
11:30	1	0	0	0	3	0	2	1	0	0	0	0	0	0	0	7
11:45	0	1	0	1	0	0	0	0	0	0	0	0	0	0	0	2
12:00	0	0	3	1	2	2	0	0	0	0	0	0	0	0	0	8
Total	1	2	3	2	5	2	2	1	0	0	0	0	0	0	0	18
Total	3	5	18	23	27	11	6	4	2	0	0	0	0	0	0	99

Traffic Survey Specialists, Inc.

624 Gardenia Terrace, Delray Beach, Florida 33444

Phone (561) 272-3255 Fax (561) 272-4381

West Park, Florida
 Broward
 SW 27 Street East of SW 44 Avenue

41814
 Site Code: 00000041814
 Station ID: 009701450001
 Date Start: 19-Apr-11
 Date End: 20-Apr-11

Eastbound, Westbound

Start Time	0 10	11 15	16 20	21 25	26 30	31 33	34 36	37 39	40 42	43 45	46 48	49 51	52 54	55 57	58 147	Total
12 PM	0	0	0	0	0	0	0	0	0	0	0	0	0	0	0	0
12:15	0	0	2	2	0	1	1	1	1	0	0	0	0	0	0	8
12:30	0	0	0	0	5	1	0	1	0	1	0	0	0	0	0	8
12:45	0	0	1	1	1	1	0	0	0	0	0	0	0	0	0	4
13:00	0	0	3	3	6	3	1	2	1	1	0	0	0	0	0	20
13:15	0	2	1	1	1	0	0	0	0	0	0	0	0	0	0	5
13:30	0	1	2	0	1	2	0	0	0	0	0	0	0	0	0	6
13:45	0	0	1	3	0	0	0	0	0	0	0	0	0	0	0	4
14:00	0	0	0	1	1	1	0	0	0	0	0	0	0	0	0	3
14:15	0	3	4	5	3	3	0	0	0	0	0	0	0	0	0	18
14:30	0	0	0	2	1	0	1	1	0	0	0	0	0	0	0	5
14:45	0	0	0	1	1	2	1	0	0	0	0	0	0	0	0	5
15:00	0	1	2	2	2	1	1	0	0	0	0	0	0	0	0	9
15:15	0	1	2	5	4	3	3	1	0	0	0	0	0	0	0	19
15:30	0	0	0	1	3	1	0	1	0	0	0	0	0	0	0	6
15:45	0	0	1	1	1	1	2	0	0	0	0	0	0	0	0	6
16:00	0	0	2	1	4	2	0	2	0	0	0	0	0	0	0	11
16:15	1	0	0	4	2	4	0	0	0	0	0	0	0	0	0	11
16:30	1	0	3	7	10	8	2	3	0	0	0	0	0	0	0	34
16:45	0	1	2	1	0	2	1	1	1	0	0	0	0	0	0	9
17:00	0	0	0	2	2	0	0	1	0	0	0	0	0	0	0	5
17:15	1	0	2	2	1	0	0	1	0	0	0	0	0	0	0	7
17:30	0	0	0	3	1	0	0	1	0	0	0	0	0	0	0	4
17:45	1	1	4	8	4	2	1	3	1	0	0	0	0	0	0	25
18:00	1	0	0	1	2	1	0	1	0	0	0	0	0	0	0	6
18:15	0	0	2	3	1	0	1	0	1	0	0	0	0	0	0	8
18:30	0	0	0	2	3	1	0	0	0	0	0	0	0	0	0	6
18:45	0	1	2	2	0	0	0	0	0	0	0	0	0	0	0	5
19:00	1	1	4	8	6	2	1	1	1	0	0	0	0	0	0	25
19:15	0	0	2	0	2	2	1	1	0	0	0	0	0	0	0	8
19:30	0	1	1	4	2	0	1	0	0	0	0	0	0	0	0	9
19:45	1	0	2	4	1	1	0	1	0	0	0	0	0	0	0	10
20:00	1	1	5	12	7	3	3	2	0	0	0	0	0	0	0	34
20:15	0	0	1	3	1	0	0	0	0	0	0	0	0	0	0	5
20:30	0	2	1	3	0	0	0	0	0	0	0	0	0	0	0	6
20:45	0	0	0	2	2	0	0	0	0	0	0	1	0	0	0	5
21:00	0	3	4	12	3	2	0	0	0	0	0	1	0	0	0	25
21:15	0	0	1	1	2	1	1	0	0	0	0	0	0	0	0	6
21:30	0	0	2	0	1	1	0	0	0	0	0	0	0	0	0	4
21:45	1	0	3	3	2	0	1	0	0	0	0	0	0	0	0	10
22:00	0	0	0	2	1	0	1	0	0	0	0	0	0	0	0	4
22:15	0	0	6	6	6	2	3	0	0	0	0	0	0	0	0	24
22:30	0	0	1	0	1	0	1	0	0	0	0	0	0	0	0	3
22:45	0	0	1	0	2	1	0	0	0	0	0	0	0	0	0	4
23:00	0	0	3	0	2	0	0	0	0	0	0	0	0	0	0	5
23:15	0	0	6	0	8	2	1	0	0	0	0	0	0	0	0	17
23:30	0	0	2	0	3	1	0	0	1	0	0	0	0	0	0	7
23:45	0	0	0	0	0	1	0	0	0	0	0	0	0	0	0	1
Total	5	11	46	70	62	33	15	12	4	1	0	1	0	0	0	260
Total Stats	8	16	64	93	89	44	21	16	6	1	0	1	0	0	0	359

15th Percentile : 18 MPH
 50th Percentile : 25 MPH
 85th Percentile : 33 MPH
 95th Percentile : 37 MPH

Mean Speed(Average) : 25 MPH
 10 MPH Pace Speed : 21-30 MPH
 Number in Pace : 182
 Percent in Pace : 50.7%
 Number of Vehicles > 30 MPH : 89
 Percent of Vehicles > 30 MPH : 24.8%

Traffic Survey Specialists, Inc.

West Park, Florida
 Broward
 SW 28 Street East of SW 40 Avenue

624 Gardenia Terrace, Delray Beach, Florida 33444
 Phone (561) 272-3255 Fax (561) 272-4381

41819
 Site Code: 00000041819
 Station ID: 009601150081
 Date Start: 19-Apr-11
 Date End: 20-Apr-11

Eastbound

Start Time	0 10	11 15	16 20	21 25	26 30	31 33	34 36	37 39	40 42	43 45	46 48	49 51	52 54	55 57	58 147	Total
4/19/11	0	0	0	0	0	0	0	0	0	0	0	0	0	0	0	0
00:15	0	0	0	0	0	0	0	0	0	0	0	0	0	0	0	0
00:30	0	0	0	0	0	0	0	0	0	0	0	0	0	0	0	0
00:45	0	0	0	0	0	0	0	0	0	0	0	0	0	0	0	0
01:00	0	0	0	0	0	0	0	0	0	0	0	0	0	0	0	0
01:15	0	0	0	0	0	0	0	0	0	0	0	0	0	0	0	0
01:30	0	0	0	0	0	0	0	0	0	0	0	0	0	0	0	0
01:45	0	0	0	0	0	0	0	0	0	0	0	0	0	0	0	0
02:00	0	0	0	0	0	0	0	0	0	0	0	0	0	0	0	0
02:15	0	0	0	0	0	0	0	0	0	0	0	0	0	0	0	0
02:30	1	0	0	1	0	0	0	0	0	0	0	0	0	0	0	2
02:45	0	0	0	0	0	0	0	0	0	0	0	0	0	0	0	0
03:00	1	0	0	1	0	0	0	0	0	0	0	0	0	0	0	2
03:15	0	0	0	0	0	0	0	0	0	0	0	0	0	0	0	0
03:30	0	0	0	0	0	0	0	0	0	0	0	0	0	0	0	0
03:45	0	0	0	0	0	0	0	0	0	0	0	0	0	0	0	0
04:00	0	0	0	0	0	0	0	0	0	0	0	0	0	0	0	0
04:15	0	0	0	0	0	0	0	0	0	0	0	0	0	0	0	1
04:30	0	0	0	0	0	0	0	0	0	0	0	0	0	0	0	0
04:45	0	0	1	0	0	0	0	0	0	0	0	0	0	0	0	1
05:00	0	0	2	0	1	0	0	0	0	0	0	0	0	0	0	3
05:15	0	0	0	0	0	0	0	0	0	0	0	0	0	0	0	0
05:30	0	0	0	0	0	0	0	0	0	0	0	0	0	0	0	0
05:45	0	0	0	0	1	1	0	0	0	0	0	0	0	0	0	2
06:00	0	0	0	1	0	1	0	0	0	0	0	0	0	0	0	2
06:15	0	0	1	0	0	0	0	0	0	0	0	0	0	0	0	1
06:30	0	0	0	0	0	0	0	0	0	0	0	0	0	0	0	0
06:45	0	0	1	0	0	1	0	0	0	0	0	0	0	0	0	2
07:00	0	0	3	0	0	1	0	0	0	0	0	0	0	0	0	4
07:15	1	1	0	0	0	0	0	0	0	0	0	0	0	0	0	2
07:30	0	0	1	0	0	0	0	0	0	0	0	0	0	0	0	1
07:45	0	0	0	0	1	0	0	0	0	0	0	0	0	0	0	1
08:00	1	1	1	1	1	0	0	0	0	0	0	0	0	0	0	5
08:15	0	0	0	2	1	1	0	0	0	0	0	0	0	0	0	4
08:30	0	0	1	0	1	0	0	0	0	0	0	0	0	0	0	2
08:45	0	1	0	0	0	0	0	0	0	0	0	0	0	0	0	1
09:00	0	0	0	1	0	0	0	0	0	0	0	0	0	0	0	8
09:15	0	1	1	3	2	1	0	0	0	0	0	0	0	0	0	2
09:30	0	1	1	1	1	0	0	0	0	0	0	1	0	0	0	4
09:45	0	0	0	0	0	0	0	0	0	0	0	0	0	0	0	0
10:00	0	0	1	1	2	0	0	0	0	0	0	0	0	0	0	4
10:15	0	1	3	2	3	0	0	0	0	0	0	0	0	0	0	10
10:30	0	0	1	1	0	0	0	0	0	0	0	0	0	0	0	2
10:45	0	1	0	0	1	0	0	0	0	0	0	0	0	0	0	2
11:00	0	0	1	0	0	0	0	0	0	0	0	0	0	0	0	0
11:15	0	1	2	1	1	0	0	0	0	0	0	0	0	0	0	5
11:30	0	0	0	0	0	0	0	0	0	0	0	0	0	0	0	0
11:45	1	0	0	0	0	0	0	0	0	0	0	0	0	0	0	1
Total	3	5	13	8	9	3	0	0	0	0	0	1	0	0	0	42

Traffic Survey Specialists, Inc.

West Park, Florida
 Broward
 SW 28 Street East of SW 40 Avenue

624 Gardenia Terrace, Delray Beach, Florida 33444
 Phone (561) 272-3255 Fax (561) 272-4381

41819
 Site Code: 00000041819
 Station ID: 009601150081
 Date Start: 19-Apr-11
 Date End: 20-Apr-11

Eastbound

Start Time	0 10	11 15	16 20	21 25	26 30	31 33	34 36	37 39	40 42	43 45	46 48	49 51	52 54	55 57	58 147	Total
12 PM	0	1	0	0	1	0	0	0	0	0	0	0	0	0	0	2
12:15	0	0	0	1	0	0	0	0	0	0	0	0	0	0	0	1
12:30	0	0	0	0	0	0	0	0	0	0	0	0	0	0	0	0
12:45	0	0	0	2	0	0	0	0	0	0	0	0	0	0	0	2
13:00	0	1	0	3	1	0	0	0	0	0	0	0	0	0	0	5
13:15	0	0	0	0	0	0	0	0	0	0	0	0	0	0	0	0
13:30	0	0	0	1	0	0	0	0	0	0	0	0	0	0	0	1
13:45	0	0	0	1	1	0	0	0	0	0	0	0	0	0	0	2
14:00	0	0	0	3	2	0	0	0	0	0	0	0	0	0	0	5
14:15	0	0	0	0	0	0	0	0	0	0	0	0	0	0	0	0
14:30	0	0	0	1	0	0	0	0	0	0	0	0	0	0	0	1
14:45	0	1	1	0	0	1	0	0	0	0	0	0	0	0	0	3
15:00	0	0	0	1	0	0	0	0	0	0	0	0	0	0	0	1
15:15	0	1	1	2	0	1	0	0	0	0	0	0	0	0	0	5
15:30	0	0	0	0	0	0	1	0	0	0	0	0	0	0	0	1
15:45	0	0	0	0	0	0	0	1	0	0	0	0	0	0	0	1
16:00	0	0	1	0	0	0	0	0	0	0	0	0	0	0	0	0
16:15	0	0	0	0	0	0	0	0	0	0	0	0	0	0	0	0
16:30	0	0	0	1	0	0	0	0	0	0	0	0	0	0	0	1
16:45	0	0	3	0	1	0	0	0	0	0	0	0	0	0	0	4
17:00	0	0	3	1	1	0	0	1	0	0	0	0	0	0	0	6
17:15	0	0	1	3	0	0	0	0	0	0	0	0	0	0	0	4
17:30	0	0	0	0	1	0	0	0	0	0	0	0	0	0	0	1
17:45	0	0	0	2	0	0	0	0	0	0	0	0	0	0	0	2
18:00	0	0	1	7	1	0	0	0	0	0	0	0	0	0	0	9
18:15	0	0	0	0	0	0	0	0	0	0	0	0	0	0	0	0
18:30	0	0	0	4	0	0	0	0	0	0	0	0	0	0	0	4
18:45	1	1	0	2	0	0	0	0	0	0	0	0	0	0	0	4
19:00	0	1	0	3	0	0	0	0	0	0	0	0	0	0	0	4
19:15	1	2	0	9	0	0	0	0	0	0	0	0	0	0	0	12
19:30	0	0	0	0	1	0	0	0	0	0	0	0	0	0	0	1
19:45	0	0	0	1	0	0	0	0	0	0	0	0	0	0	0	1
20:00	0	0	1	0	1	0	0	0	0	0	0	0	0	0	0	2
20:15	0	0	1	2	2	0	0	0	0	0	0	0	0	0	0	5
20:30	0	1	0	0	0	0	0	0	0	0	0	0	0	0	0	1
20:45	1	0	0	0	0	0	0	0	0	0	0	0	0	0	0	1
21:00	0	0	1	0	0	0	0	0	0	0	0	0	0	0	0	1
21:15	0	1	1	0	0	0	0	0	0	0	0	0	0	0	0	3
21:30	0	0	2	1	0	0	0	0	0	0	0	0	0	0	0	3
21:45	0	0	0	0	0	0	0	0	0	0	0	0	0	0	0	0
22:00	0	0	0	1	0	0	0	0	0	0	0	0	0	0	0	0
22:15	0	0	0	2	0	0	0	0	0	0	0	0	0	0	0	4
22:30	0	0	0	0	0	0	0	0	0	0	0	0	0	0	0	0
22:45	0	1	0	0	0	0	0	0	0	0	0	0	0	0	0	1
23:00	0	0	0	0	0	0	0	0	0	0	0	0	0	0	0	0
23:15	0	1	1	0	0	0	0	0	0	0	0	0	0	0	0	2
23:30	0	0	0	1	0	0	0	0	0	0	0	0	0	0	0	1
23:45	0	0	0	0	0	0	0	0	0	0	0	0	0	0	0	0
Total	2	8	11	31	10	2	1	1	0	0	0	0	0	0	0	66
Total Stats	5	13	24	39	19	5	1	1	0	0	0	1	0	0	0	108

15th Percentile : 15 MPH
 50th Percentile : 22 MPH
 85th Percentile : 28 MPH
 95th Percentile : 32 MPH

Mean Speed(Average) : 22 MPH
 10 MPH Pace Speed : 16-25 MPH
 Number in Pace : 63
 Percent in Pace : 58.3%
 Number of Vehicles > 30 MPH : 8
 Percent of Vehicles > 30 MPH : 7.4%

Traffic Survey Specialists, Inc.

West Park, Florida
 Broward
 SW 28 Street East of SW 40 Avenue

624 Gardenia Terrace, Delray Beach, Florida 33444
 Phone (561) 272-3255 Fax (561) 272-4381

41819
 Site Code: 00000041819
 Station ID: 009601150081
 Date Start: 19-Apr-11
 Date End: 20-Apr-11

Westbound

Start Time	0 10	11 15	16 20	21 25	26 30	31 33	34 36	37 39	40 42	43 45	46 48	49 51	52 54	55 57	58 147	Total
12 PM	0	0	0	1	0	0	0	0	0	0	0	0	0	0	0	1
12:15	0	1	0	0	0	0	0	0	0	0	0	0	0	0	0	1
12:30	0	0	0	0	0	0	0	0	0	0	0	0	0	0	0	0
12:45	1	0	0	0	0	0	0	0	0	0	0	0	0	0	0	1
13:00	1	1	0	1	0	0	0	0	0	0	0	0	0	0	0	3
13:15	0	0	0	0	1	0	0	0	0	0	0	0	0	0	0	0
13:30	0	1	0	0	0	0	0	0	0	0	0	0	0	0	0	1
13:45	0	0	0	0	0	0	0	0	0	0	0	0	0	0	0	0
14:00	0	1	0	0	1	0	0	0	0	0	0	0	0	0	0	2
14:15	0	0	2	0	0	0	0	0	0	0	0	0	0	0	0	2
14:30	0	0	0	0	1	0	1	0	0	0	0	0	0	0	0	2
14:45	0	0	1	1	0	0	0	0	0	0	0	0	0	0	0	2
15:00	0	1	3	1	2	0	1	0	0	0	0	0	0	0	0	8
15:15	0	0	0	3	1	1	0	0	0	0	0	0	0	0	0	2
15:30	0	0	0	1	1	0	0	0	0	0	0	0	0	0	0	5
15:45	0	0	0	2	0	0	0	0	0	0	0	0	0	0	0	2
16:00	0	0	0	7	2	2	0	0	0	0	0	0	0	0	0	11
16:15	0	2	0	1	1	0	0	0	0	0	0	0	0	0	0	1
16:30	0	0	0	1	1	0	0	0	0	0	0	0	0	0	0	4
16:45	1	0	1	2	0	0	0	0	0	0	0	0	0	0	0	2
17:00	1	2	2	4	2	0	0	0	0	0	0	0	0	0	0	4
17:15	0	1	0	2	1	0	0	0	0	0	0	0	0	0	0	11
17:30	0	0	0	2	0	0	0	0	0	0	0	0	0	0	0	4
17:45	1	1	0	0	0	0	0	0	0	0	0	0	0	0	0	2
18:00	1	2	1	5	1	0	0	0	0	0	0	0	0	0	0	2
18:15	0	0	0	0	0	0	0	0	0	0	0	0	0	0	0	10
18:30	1	2	1	1	0	0	0	0	0	0	0	0	0	0	0	0
18:45	0	0	1	2	0	0	0	0	0	0	0	0	0	0	0	5
19:00	2	0	0	2	0	0	0	0	0	0	0	0	0	0	0	3
19:15	3	2	2	5	0	0	0	0	0	0	0	0	0	0	0	4
19:30	0	0	0	0	0	0	0	0	0	0	0	0	0	0	0	12
19:45	1	0	0	0	0	0	0	0	0	0	0	0	0	0	0	0
20:00	1	1	1	0	0	0	0	0	0	0	0	0	0	0	0	1
20:15	0	0	0	0	0	0	0	0	0	0	0	0	0	0	0	0
20:30	0	0	0	0	1	0	0	0	0	0	0	0	0	0	0	0
20:45	0	0	1	1	0	0	0	0	0	0	0	0	0	0	0	1
21:00	1	0	2	0	1	0	0	0	0	0	0	0	0	0	0	3
21:15	1	0	3	1	2	0	0	0	0	0	0	0	0	0	0	0
21:30	0	0	1	1	0	0	0	0	0	0	0	0	0	0	0	7
21:45	1	0	1	0	0	0	0	0	0	0	0	0	0	0	0	2
22:00	0	0	0	0	0	0	0	0	0	0	0	0	0	0	0	2
22:15	0	0	0	0	0	0	0	0	0	0	0	0	0	0	0	0
22:30	0	0	0	0	0	0	0	0	0	0	0	0	0	0	0	0
22:45	0	0	0	0	0	0	0	0	0	0	0	0	0	0	0	0
23:00	0	1	0	1	1	0	0	0	0	0	0	0	0	0	0	3
23:15	0	0	0	0	0	0	0	0	0	0	0	0	0	0	0	0
23:30	0	1	0	0	0	0	0	0	0	0	0	0	0	0	0	1
23:45	0	0	0	0	0	0	0	0	0	0	0	0	0	0	0	0
Total	0	1	0	0	0	0	0	0	0	0	0	0	0	0	0	1
Total	9	2	0	0	0	0	0	0	0	0	0	0	0	0	0	2
Total	11	13	14	27	11	2	1	0	0	0	0	0	0	0	0	77

Stats
 15th Percentile : 12 MPH
 50th Percentile : 21 MPH
 85th Percentile : 27 MPH
 95th Percentile : 32 MPH

Mean Speed(Average) : 20 MPH
 10 MPH Pace Speed : 16-25 MPH
 Number in Pace : 70
 Percent in Pace : 56.0%
 Number of Vehicles > 30 MPH : 10
 Percent of Vehicles > 30 MPH : 8.0%

Traffic Survey Specialists, Inc.

West Park, Florida
Broward
SW 28 Street East of SW 40 Avenue

624 Gardenia Terrace, Delray Beach, Florida 33444
Phone (561) 272-3255 Fax (561) 272-4381

41819
Site Code: 00000041819
Station ID: 009601150081
Date Start: 19-Apr-11
Date End: 20-Apr-11

Eastbound, Westbound

Start Time	0 10	11 15	16 20	21 25	26 30	31 33	34 36	37 39	40 42	43 45	46 48	49 51	52 54	55 57	58 147	Total
4/19/11	0	0	0	0	0	0	0	0	0	0	0	0	0	0	0	0
00:15	0	0	0	0	0	0	0	0	0	0	0	0	0	0	0	0
00:30	0	0	1	0	0	0	0	0	0	0	0	0	0	0	0	1
00:45	0	0	0	1	1	0	0	0	0	0	0	0	0	0	0	2
01:00	0	0	1	1	1	0	0	0	0	0	0	0	0	0	0	3
01:15	0	0	0	0	0	0	0	0	0	0	0	0	0	0	0	0
01:30	0	0	0	0	0	0	0	0	0	0	0	0	0	0	0	0
01:45	0	0	0	0	0	0	0	0	0	0	0	0	0	0	0	0
02:00	0	0	0	0	0	0	0	0	0	0	0	0	0	0	0	0
02:15	0	0	0	0	0	0	0	0	0	0	0	0	0	0	0	0
02:30	1	1	0	2	1	0	0	0	0	0	0	0	0	0	0	5
02:45	0	0	0	0	0	0	0	0	0	0	0	0	0	0	0	0
03:00	1	1	0	2	1	0	0	0	0	0	0	0	0	0	0	5
03:15	1	0	0	0	0	0	0	0	0	0	0	0	0	0	0	1
03:30	0	0	0	0	0	0	0	0	0	0	0	0	0	0	0	0
03:45	0	0	0	0	0	0	0	0	0	0	0	0	0	0	0	0
04:00	1	0	0	0	0	0	0	0	0	0	0	0	0	0	0	1
04:15	0	0	1	0	0	0	0	0	0	0	0	0	0	0	0	1
04:30	0	0	0	0	0	0	0	0	0	0	0	0	0	0	0	0
04:45	0	0	1	0	0	0	0	0	0	0	0	0	0	0	0	1
05:00	0	0	2	0	1	0	0	0	0	0	0	0	0	0	0	3
05:15	0	0	0	0	0	0	0	0	0	0	0	0	0	0	0	0
05:30	0	0	0	1	0	0	0	0	0	0	0	0	0	0	0	1
05:45	0	0	0	0	1	1	0	0	0	0	0	0	0	0	0	2
06:00	0	0	0	1	1	1	0	0	0	0	0	0	0	0	0	3
06:15	0	0	1	0	0	1	0	0	0	0	0	0	0	0	0	2
06:30	0	0	2	0	0	2	0	0	0	0	0	0	0	0	0	4
06:45	0	1	1	0	0	0	0	0	0	0	0	0	0	0	0	2
07:00	0	1	4	1	0	4	0	0	0	0	0	0	0	0	0	10
07:15	1	2	2	1	0	0	0	0	0	0	0	0	0	0	0	6
07:30	0	0	1	2	1	0	0	0	0	0	0	0	0	0	0	4
07:45	0	0	0	0	1	0	0	0	0	0	0	0	0	0	0	1
08:00	0	0	1	2	0	0	0	0	0	0	0	0	0	0	0	3
08:15	1	2	4	5	2	0	0	0	0	0	0	0	0	0	0	14
08:30	0	1	0	3	1	1	1	0	0	0	0	0	0	0	0	7
08:45	0	0	2	0	1	1	0	0	0	0	0	0	0	0	0	4
09:00	0	1	1	0	0	0	0	0	0	0	0	0	0	0	0	2
09:15	0	0	2	1	0	0	0	0	0	0	0	0	0	0	0	3
09:30	0	2	5	4	2	2	1	0	0	0	0	0	0	0	0	16
09:45	0	0	3	1	0	0	1	0	0	0	0	1	0	0	0	6
10:00	0	3	1	2	1	0	0	0	0	0	0	0	0	0	0	7
10:15	0	0	1	1	0	0	0	0	0	0	0	0	0	0	0	2
10:30	0	0	2	1	2	0	0	0	0	0	0	0	0	0	0	5
10:45	0	3	7	5	3	0	1	0	0	0	0	1	0	0	0	20
11:00	0	0	1	2	0	0	0	0	0	0	0	0	0	0	0	3
11:15	0	1	1	0	1	0	0	0	0	0	0	0	0	0	0	3
11:30	1	0	0	1	0	0	0	0	0	0	0	0	0	0	0	2
11:45	0	1	1	0	0	0	0	0	0	0	0	0	0	0	0	2
Total	1	1	2	0	0	1	0	0	0	0	0	0	0	0	0	5
Total	5	12	28	22	12	8	2	0	0	0	0	1	0	0	0	90

Traffic Survey Specialists, Inc.

624 Gardenia Terrace, Delray Beach, Florida 33444

Phone (561) 272-3255 Fax (561) 272-4381

West Park, Florida
Broward
SW 28 Street East of SW 40 Avenue

41819
Site Code: 00000041819
Station ID: 009601150081
Date Start: 19-Apr-11
Date End: 20-Apr-11

Eastbound, Westbound

Start Time	0 10	11 15	16 20	21 25	26 30	31 33	34 36	37 39	40 42	43 45	46 48	49 51	52 54	55 57	58 147	Total
12 PM	0	1	0	1	1	0	0	0	0	0	0	0	0	0	0	3
12:15	0	1	0	1	0	0	0	0	0	0	0	0	0	0	0	2
12:30	0	0	0	0	0	0	0	0	0	0	0	0	0	0	0	0
12:45	1	0	0	2	0	0	0	0	0	0	0	0	0	0	0	3
13:00	1	2	0	4	1	0	0	0	0	0	0	0	0	0	0	8
13:15	0	0	0	0	0	0	0	0	0	0	0	0	0	0	0	0
13:30	0	0	0	1	1	0	0	0	0	0	0	0	0	0	0	2
13:45	0	1	0	1	1	0	0	0	0	0	0	0	0	0	0	3
14:00	0	0	0	1	1	0	0	0	0	0	0	0	0	0	0	2
14:15	0	1	0	3	3	0	0	0	0	0	0	0	0	0	0	7
14:30	0	1	0	0	1	0	0	0	0	0	0	0	0	0	0	2
14:45	0	1	1	0	1	1	1	0	0	0	0	0	0	0	0	5
15:00	0	0	1	2	0	0	0	0	0	0	0	0	0	0	0	3
15:15	0	2	4	3	2	1	1	0	0	0	0	0	0	0	0	13
15:30	0	0	0	1	0	1	1	0	0	0	0	0	0	0	0	3
15:45	0	0	0	3	1	1	0	0	0	0	0	0	0	0	0	5
16:00	0	1	1	8	5	3	1	0	0	0	0	0	0	0	0	19
16:15	0	0	1	0	0	0	0	1	0	0	0	0	0	0	0	2
16:30	0	2	0	1	1	0	0	0	0	0	0	0	0	0	0	4
16:45	0	0	0	2	1	0	0	0	0	0	0	0	0	0	0	3
17:00	1	0	4	2	1	0	0	0	0	0	0	0	0	0	0	8
17:15	1	2	5	5	3	0	0	1	0	0	0	0	0	0	0	17
17:30	0	1	1	5	1	0	0	0	0	0	0	0	0	0	0	8
17:45	0	0	0	2	1	0	0	0	0	0	0	0	0	0	0	3
18:00	1	1	0	2	0	0	0	0	0	0	0	0	0	0	0	4
18:15	1	2	2	12	2	0	0	0	0	0	0	0	0	0	0	19
18:30	0	0	0	0	0	0	0	0	0	0	0	0	0	0	0	0
18:45	1	2	1	5	0	0	0	0	0	0	0	0	0	0	0	9
19:00	1	1	1	4	0	0	0	0	0	0	0	0	0	0	0	7
19:15	2	1	0	5	0	0	0	0	0	0	0	0	0	0	0	8
19:30	4	4	2	14	0	0	0	0	0	0	0	0	0	0	0	24
19:45	0	0	0	0	1	0	0	0	0	0	0	0	0	0	0	1
20:00	1	0	0	1	0	0	0	0	0	0	0	0	0	0	0	2
20:15	0	1	0	1	0	0	0	0	0	0	0	0	0	0	0	2
20:30	0	0	2	1	0	0	0	0	0	0	0	0	0	0	0	3
20:45	1	0	2	0	1	0	0	0	0	0	0	0	0	0	0	4
21:00	2	1	4	1	2	0	0	0	0	0	0	0	0	0	0	10
21:15	0	0	3	2	0	0	0	0	0	0	0	0	0	0	0	5
21:30	1	0	1	0	0	0	0	0	0	0	0	0	0	0	0	2
21:45	0	0	0	1	0	0	0	0	0	0	0	0	0	0	0	1
22:00	1	0	4	4	0	0	0	0	0	0	0	0	0	0	0	9
22:15	0	0	0	0	1	0	0	0	0	0	0	0	0	0	0	1
22:30	0	1	1	1	0	0	0	0	0	0	0	0	0	0	0	3
22:45	0	1	0	0	0	0	0	0	0	0	0	0	0	0	0	1
23:00	0	0	0	0	0	0	0	0	0	0	0	0	0	0	0	0
23:15	0	2	1	1	1	0	0	0	0	0	0	0	0	0	0	5
23:30	0	0	0	1	0	0	0	0	0	0	0	0	0	0	0	1
23:45	0	1	0	0	0	0	0	0	0	0	0	0	0	0	0	1
Total	0	2	0	0	0	0	0	0	0	0	0	0	0	0	0	2
Total	0	3	0	1	0	0	0	0	0	0	0	0	0	0	0	4
Total	11	21	25	58	21	4	2	1	0	0	0	0	0	0	0	143
Total	16	33	53	80	33	12	4	1	0	0	0	1	0	0	0	233

Stats
15th Percentile : 13 MPH
50th Percentile : 21 MPH
85th Percentile : 28 MPH
95th Percentile : 32 MPH

Mean Speed(Average) : 21 MPH
10 MPH Pace Speed : 16-25 MPH
Number in Pace : 133
Percent in Pace : 57.1%
Number of Vehicles > 30 MPH : 18
Percent of Vehicles > 30 MPH : 7.7%

FDOT Peak Season Factor Category Report

MOCF: 0.96

Week	Dates	SF	PSCF
1	01/01/2010 - 01/02/2010	1.00	1.04
2	01/03/2010 - 01/09/2010	1.00	1.04
3	01/10/2010 - 01/16/2010	1.00	1.04
4	01/17/2010 - 01/23/2010	0.99	1.03
* 5	01/24/2010 - 01/30/2010	0.97	1.01
* 6	01/31/2010 - 02/06/2010	0.96	1.00
* 7	02/07/2010 - 02/13/2010	0.95	0.99
* 8	02/14/2010 - 02/20/2010	0.94	0.98
* 9	02/21/2010 - 02/27/2010	0.94	0.98
*10	02/28/2010 - 03/06/2010	0.94	0.98
*11	03/07/2010 - 03/13/2010	0.95	0.99
*12	03/14/2010 - 03/20/2010	0.95	0.99
*13	03/21/2010 - 03/27/2010	0.96	1.00
*14	03/28/2010 - 04/03/2010	0.97	1.01
*15	04/04/2010 - 04/10/2010	0.97	1.01
*16	04/11/2010 - 04/17/2010	0.98	1.02
*17	04/18/2010 - 04/24/2010	0.99	1.03
18	04/25/2010 - 05/01/2010	0.99	1.03
19	05/02/2010 - 05/08/2010	0.99	1.03
20	05/09/2010 - 05/15/2010	1.00	1.04
21	05/16/2010 - 05/22/2010	1.00	1.04
22	05/23/2010 - 05/29/2010	1.00	1.04
23	05/30/2010 - 06/05/2010	1.00	1.04
24	06/06/2010 - 06/12/2010	1.01	1.05
25	06/13/2010 - 06/19/2010	1.01	1.05
26	06/20/2010 - 06/26/2010	1.02	1.06
27	06/27/2010 - 07/03/2010	1.03	1.07
28	07/04/2010 - 07/10/2010	1.04	1.08
29	07/11/2010 - 07/17/2010	1.04	1.08
30	07/18/2010 - 07/24/2010	1.04	1.08
31	07/25/2010 - 07/31/2010	1.04	1.08
32	08/01/2010 - 08/07/2010	1.04	1.08
33	08/08/2010 - 08/14/2010	1.04	1.08
34	08/15/2010 - 08/21/2010	1.03	1.07
35	08/22/2010 - 08/28/2010	1.04	1.08
36	08/29/2010 - 09/04/2010	1.04	1.08
37	09/05/2010 - 09/11/2010	1.04	1.08
38	09/12/2010 - 09/18/2010	1.04	1.08
39	09/19/2010 - 09/25/2010	1.04	1.08
40	09/26/2010 - 10/02/2010	1.03	1.07
41	10/03/2010 - 10/09/2010	1.02	1.06
42	10/10/2010 - 10/16/2010	1.01	1.05
43	10/17/2010 - 10/23/2010	1.01	1.05
44	10/24/2010 - 10/30/2010	1.01	1.05
45	10/31/2010 - 11/06/2010	1.00	1.04
46	11/07/2010 - 11/13/2010	1.00	1.04
47	11/14/2010 - 11/20/2010	1.00	1.04
48	11/21/2010 - 11/27/2010	1.00	1.04
49	11/28/2010 - 12/04/2010	1.00	1.04
50	12/05/2010 - 12/11/2010	1.00	1.04
51	12/12/2010 - 12/18/2010	1.00	1.04
52	12/19/2010 - 12/25/2010	1.00	1.04
53	12/26/2010 - 12/31/2010	1.00	1.04

* Peak Season

APPENDIX C:
Traffic Control Analysis at SW 25th
Street and SW 56th Avenue

SW 56th Avenue at SW 25th Street

TRAFFIC SIGNAL VOLUME WARRANT ANALYSIS

INTERSECTION NAME: SW 56th Avenue and SW 25th Street

SCENARIO: SW 56th Avenue: Existing (2011) Traffic (N/S)
 SW 25th Street: Existing (2011) Traffic (WB)

MAJOR STREET: SW 56th Avenue

OF APPROACH LANES: 1

MINOR STREET: SW 25th Street

OF APPROACH LANES: 1

ISOLATED COMMUNITY WITH POPULATION LESS THAN 10,000 (Y OR N): N

85TH PERCENTILE SPEED GREATER THAN 40 MPH ON MAJOR STREET (Y OR N): N

	MAJOR ST NORTHBOUND/ SOUTHBOUND	MINOR ST WESTBOUND	WARRANT 1-A			WARRANT 1-B			COMBINATION OF WARRANT 1-A & 1-B						WARRANT 2	WARRANT 3		
			MAJOR STREET	MINOR STREET	BOTH MET	MAJOR STREET	MINOR STREET	BOTH MET	WARRANT 1-A			WARRANT 1-B						
									MAJOR STREET	MINOR STREET	BOTH MET	MAJOR STREET	MINOR STREET	BOTH MET				
THRESHOLD VALUES			500	150		750	75		400	120		600	60					
06:00 AM	TO 07:00 AM	0	0															
07:00 AM	TO 08:00 AM	588	108	Y			Y		Y				Y					
08:00 AM	TO 09:00 AM	670	70	Y					Y			Y	Y	Y				
09:00 AM	TO 10:00 AM	623	73	Y					Y			Y	Y	Y				
10:00 AM	TO 11:00 AM	608	66	Y					Y			Y	Y	Y				
11:00 AM	TO 12:00 PM	586	58	Y					Y									
12:00 PM	TO 01:00 PM	719	78	Y			Y		Y			Y	Y	Y				
01:00 PM	TO 02:00 PM	679	65	Y					Y			Y	Y	Y				
02:00 PM	TO 03:00 PM	720	70	Y					Y			Y	Y	Y				
03:00 PM	TO 04:00 PM	748	89	Y				Y	Y			Y	Y	Y				
04:00 PM	TO 05:00 PM	866	85	Y			Y	Y	Y			Y	Y	Y				
05:00 PM	TO 06:00 PM	918	76	Y			Y	Y	Y			Y	Y	Y				
06:00 PM	TO 07:00 PM	819	80	Y			Y	Y	Y			Y	Y	Y				
07:00 PM	TO 08:00 PM	667	74	Y					Y			Y	Y	Y				
08:00 PM	TO 09:00 PM	578	74	Y					Y				Y					
09:00 PM	TO 10:00 PM	0	0															
		9,788	1,067	0			3			0			11			0	0	
				8 HOURS NEEDED NOT SATISFIED			8 HOURS NEEDED NOT SATISFIED			8 HOURS OF BOTH WARR #1-A AND WARR #1-B NEEDED NOT SATISFIED						4 HRS NEEDED NOT SATISFIED		1 HR NEEDED NOT SATISFIED

WARRANT 1 -- Eight Hour Vehicular Volume

WARRANT 2 -- Four Hour Vehicular Volume

WARRANT 3 -- Peak Hour

ALL-WAY STOP-CONTROL WARRANT ANALYSIS

	NB	SB	EB	WB	Major Street (NB-SB)	Minor Street (EB-WB)	
					Average both approaches	Combination both approaches	
7:00	8:00	259	312	66	105	285.5	171
8:00	9:00	351	299	62	68	325.0	130
9:00	10:00	284	321	64	71	302.5	135
10:00	11:00	291	299	48	64	295.0	112
11:00	12:00	246	323	60	56	284.5	116
12:00	13:00	331	367	61	76	349.0	137
13:00	14:00	286	373	60	63	329.5	123
14:00	15:00	303	396	90	68	349.5	158
15:00	16:00	313	413	76	86	363.0	162
16:00	17:00	361	480	92	83	420.5	175
17:00	18:00	347	544	91	74	445.5	165
18:00	19:00	341	454	80	78	397.5	158
19:00	20:00	260	388	60	72	324.0	132
20:00	21:00	239	322	58	72	280.5	130

** Minor Street. Numbers represent only vehicular volume entering the intersection. Pedestrian and bicycle are not included.**

Minimum traffic volumes for a MULTI-WAY STOP:

a) Total vehicular volume entering intersection from the major street (combination of both approaches) averages at least 300 veh/hr for any 8 hrs on an average day.
b) Combined vehicular, pedestrian, and bicycle volume from the minor street (combination of both approaches) must average at least 200 units/hr for the same 8 hrs with an average delay to minor street vehicular traffic of at least 30 seconds per vehicle during the maximum hour, but
c) when 85th percentile approach speed of major street exceeds 40 mph, the minimum vehicular volume warrant is 70% of the above requirement.

YES	NO
X	
	X
	X

**APPENDIX D:
2600 Block of SW 40th Avenue
Emergency Traffic Signal Warrant
Analysis**

2600 Block of SW 40th Avenue - Emergency Traffic Signal Warrant

Year	Peak Season Daily Volume	Daily Volume Warrant Criteria	Is Warrant Met?	Peak Season Peak Hour Volume	Peak Hour Volume Warrant Criteria	Is Warrant Met?
2009	6,496	7,500	No	540	750	No
2011	6,498	7,500	No	572	750	No

Dabkowski, Adrian

From: Sebo, Andrew <ASEBO@broward.org>
Sent: Wednesday, July 27, 2011 7:24 PM
To: Sebo, Andrew
Subject: FW: Tracking No. 20090831452; Commissioner Wasserman-Rubin; Second (Final) Response



Andrew G. Sebo, P.E., PTOE, Traffic Operations Engineer
Broward County Traffic Engineering Division
2300 West Commercial Boulevard, Fort Lauderdale, FL 33309
Office Tel. No.: 954.847.2600, Facsimile Transmittal No.: 954.847.2700
asebo@broward.org www.broward.org

From: Sebo, Andrew
Sent: Thursday, March 26, 2009 4:09 PM
To: El Eid, Jihad
Cc: Koornstra, Henk; Borges, Ann
Subject: Tracking No. 20090831452; Commissioner Wasserman-Rubin; Second (Final) Response

Due Date: March 31, 2009

Track Date: N/A

Response:

The Broward County Traffic Engineering Division (BCTED) reviewed conditions at the 2600 block of SW 40 Avenue to assess the justification for an emergency signal. BCTED approves the installation of emergency signals at fire house locations where one of the following conditions are satisfied:

- The typical average weekday traffic volume for a two-lane road is 750 vehicles per hour in the peak hour or 7,500 vehicles per day.
- The location of the emergency vehicle driveway consistently conflicts with the normal traffic queue from an adjacent signalized intersection.

Traffic counts collected by BCTED demonstrate that neither the peak-hour nor daily minimum volume criteria are satisfied.

The nearest traffic signal is located at Hallandale Beach Boulevard approximately 1,000 feet to the south. Field observations conducted by Division staff during the peak traffic periods of 7:00 to 9:00 AM and 4:00 to 6:00 PM showed that traffic did not queue in any proximity of the fire station driveway. Since conditions do not meet the minimum required criteria, the Division does not recommend the installation of an emergency signal at the 2600 block of SW 40 Avenue at this time. However, BCTED will fabricate and install two oversized (36-inch by 36-inch) diamond-shaped emergency vehicle warning signs and hook up dual alternating flashing beacons to the signs to draw attention to them. This work will be completed by April 23, 2009.

Andrew G. Sebo, P.E., PTOE
Traffic Operations Engineer
Broward County Traffic Engineering Division
Telephone No.: 954.847.2618

Facsimile Transmittal No.: 954.735.8564
Hours: Tuesday through Friday, 7 AM to 5 PM
asebo@broward.org

From: El Eid, Jihad
Sent: Thursday, March 26, 2009 8:28 AM
To: Sebo, Andrew
Cc: Koornstra, Henk; Borges, Ann
Subject: RE: CR 20090831452

Let's formulate a response telling her that a signal is not warranted but will install larger signs and alternating flashers.

Jihad EL EID, P.E., Director
Broward County Traffic Engineering Division
Tel #954-847-2610
Fax #954-735-8564

From: Sebo, Andrew
Sent: Wednesday, March 25, 2009 4:51 PM
To: El Eid, Jihad
Cc: Koornstra, Henk; Borges, Ann
Subject: RE: CR 20090831452

Jihad,

You may recall that County Admin fast-tracked the below as it became a highly political matter. As such, you responded with our study results to Pete Corwin and cc to Tony Hui in a Friday, March 06, 2009 1:24 PM e-mail. With that said, does the below matter still require a response?

Thanks,
Andrew

Andrew G. Sebo, P.E., PTOE
Traffic Operations Engineer
Broward County Traffic Engineering Division
Telephone No.: 954.847.2618
Facsimile Transmittal No.: 954.735.8564
Hours: Tuesday through Friday, 7 AM to 5 PM
asebo@broward.org

BCC TRACKING
Courtesy Copy

Tracking Number: 20090831452
Initiated by: Commissioner Diana Wasserman-Rubin
Date of Request: 2/19/09

Information Request: Request for a Emergency Signal infront of the fire station at 40 Ave and 26 Street.

CA Due Date: 2/25/09

Request Attachments: None

Responsible Office/ Dept: Public Works and Transportation

Comments: None

Response Attachments: None

Response: The Traffic Engineering Division will perform a study of the 2600 block of SW 40 Avenue in West Park to assess the justification for an emergency signal. We expect the study results to be available by March 2009.

Prepared by: Andrew Sebo

Preparer's Phone: 8472610

Prepared Date: 2/24/09

Approved by: Division Director Jihad El Eid

Approved by: Department Director thui

9020060 NB + SB VOL

WO# 9020060
 LOCATION: SW 40 AVE BTWN SW 26 ST + SW 27 ST
 START DATE: 03/09/2009

Time	DI RECTI ON: NB					DI RECTI ON: SB					Combi ned Total
	1st	2nd	3rd	4th	Total	1st	2nd	3rd	4th	Total	
0000	10	10	8	5	33	17	7	15	6	45	78
0100	6	3	7	3	19	3	5	5	8	21	40
0200	4	2	9	4	19	3	3	2	4	12	31
0300	4	3	5	6	18	4	1	4	8	17	35
0400	6	3	11	5	25	6	3	5	3	17	42
0500	12	12	13	14	51	5	1	8	9	23	74
0600	16	27	32	47	122	17	16	23	17	73	195
0700	56	63	71	68	258	39	41	46	53	179	437
0800	70	62	64	45	241	32	38	31	43	144	385
0900	47	31	48	33	159	30	43	34	28	135	294
1000	44	39	47	38	168	31	32	40	41	144	312
1100	30	40	32	41	143	39	43	35	32	149	292
1200	43	52	43	37	175	39	52	50	45	186	361
1300	53	41	56	46	196	46	45	55	45	191	387
1400	55	50	65	44	214	52	52	58	53	215	429
1500	54	64	50	57	225	68	68	59	57	252	477
1600	60	50	43	52	205	68	78	63	76	285	490
1700	63	51	70	65	249	70	68	86	67	291	540
1800	57	47	55	49	208	63	59	56	46	224	432
1900	42	41	42	43	168	47	61	39	53	200	368
2000	33	33	28	26	120	57	47	30	31	165	285
2100	29	23	28	23	103	42	36	32	36	146	249
2200	17	17	23	9	66	22	30	24	17	93	159
2300	13	16	10	10	49	16	19	9	11	55	104
24-Hour Total s:	3234					3262					6496

	DI RECTI ON: NB		DI RECTI ON: SB		COMBI NED DI RECTI ONS	
	Hour	Vol ume	Hour	Vol ume	Hour	Vol ume
A. M.	0715	272	0700	179	0715	444
P. M.	1700	249	1645	300	1700	540
Dai l y	0715	272	1645	300	1700	540

Dabkowski, Adrian

From: Sebo, Andrew <ASEBO@broward.org>
Sent: Wednesday, July 27, 2011 7:22 PM
To: Sebo, Andrew
Subject: FW: SW 40 Avenue Carver Heights Fire Station Emergency Vehicle Warning Signs - Placement and Visibility
Attachments: NBSW40AvEmergFlasherVisibility.JPG; SBSW40AvEmergFlasherVisibility.JPG



Andrew G. Sebo, P.E., PTOE, Traffic Operations Engineer
Broward County Traffic Engineering Division
2300 West Commercial Boulevard, Fort Lauderdale, FL 33309
Office Tel. No.: 954.847.2600, Facsimile Transmittal No.: 954.847.2700
asebo@broward.org www.broward.org

From: Sebo, Andrew
Sent: Tuesday, July 28, 2009 3:48 PM
To: El Eid, Jihad
Cc: Koornstra, Henk; Shakib, Majid
Subject: SW 40 Avenue Carver Heights Fire Station Emergency Vehicle Warning Signs - Placement and Visibility

The Traffic Engineering Division performed a supplementary review of SW 40 Avenue in West Park to assess the placement and visibility of the Emergency Vehicle Warning Signs with solar flashing beacons to notify drivers of the Carver Heights Fire Station located at the southwest corner of SW 40 Avenue and SW 26 Street. The signs are located approximately 150 to 200 feet in advance of the fire station driveway, which represents ideal placement to provide driver awareness of the immediate vicinity of the driveway location. The northbound sign is visible to drivers as far south as Hallandale Beach Boulevard, over 800 feet away. The southbound sign is visible to drivers as far north SW 22 Street, which is more than one-quarter mile away. Both these figures represent excellent visibility and far exceed industry standards of the Manual on Uniform Traffic Control Devices, and AASHTO and FDOT Design Standards for visibility of warning signs for area conditions.

Andrew G. Sebo, P.E., PTOE
Traffic Operations Engineer
Broward County Traffic Engineering Division
Telephone No.: 954.847.2618
Facsimile Transmittal No.: 954.735.8564
Hours: Tuesday through Friday, 7 AM to 5 PM
asebo@broward.org

APPENDIX E:
Agency Coordination

Broward County

Dabkowski, Adrian

From: Laskin, Linda <LLASKIN@broward.org>
Sent: Tuesday, November 29, 2011 11:47 AM
To: Dabkowski, Adrian
Cc: Sebo, Andrew
Subject: Watkins Elementary School - Request to extend school zone

Follow Up Flag: Follow up
Flag Status: Flagged

Adrian

SW 21 Street is approximately 2700 feet north of Hallandale Beach Boulevard. Our typical school zones at uncontrolled or signalized school crossings away from the schools are approximately 400 feet in total length which includes the crosswalk. If you added the additional 200 feet north of the intersection of SW 21 Avenue which is required this zone would then be over 3000 feet in length since you also include the intersection of Hallandale Beach Boulevard.

The designated school crossing is over Hallandale Beach Boulevard at SW 56 Avenue which makes Hallandale Beach Boulevard the designated school zone not SW 56 Avenue at this point. That is why there is signage with directional arrows informing the motorist that are traveling north and south on SW 56 Avenue that if they turn left or right they will be turning into a school zone.

School zone within Broward County are installed adjacent to school properties, at uncontrolled school crossings and at some signalized school crossings. However, we do not install or extend school zones for students walking parallel to the roadway.

Therefore, we are unable to comply with your request to extend the school zone on SW 56 Avenue to the intersection of SW 21 Street.

If you have any questions regarding the above, please feel free to contact me.

Linda R Laskin, Special Projects Coordinator III
Broward County Traffic Engineering Division
2300 W Commercial Boulevard
Fort Lauderdale, Florida 33309
954-847-2671 direct line
954-847-2600 main office
954-847-2700 main fax

From: Adrian.Dabkowski@Kimley-horn.com [mailto:Adrian.Dabkowski@Kimley-horn.com]
Sent: Tuesday, November 29, 2011 7:31 AM
To: Laskin, Linda
Cc: Sebo, Andrew
Subject: City Of West Park - School Zone Extension Request

Good Morning Linda,

We're on the agenda for the next West Park City Commission meeting and would like to provide the Commissioners with an update on the proposed school zone extension along SW 56th Avenue north to SW 21st Street. Please let me know your thoughts.

Thanks
Adrian

Adrian K. Dabkowski, P.E. (LA), PTOE
Kimley-Horn and Associates, Inc.
Phone: 954-535-5144

From: Dabkowski, Adrian
Sent: Wednesday, November 09, 2011 10:54 AM
To: 'Laskin, Linda'
Cc: 'Sebo, Andrew'
Subject: RE: Watkins Elementary

Good Morning Linda,

Could you please let me know if the County has made a discussion regarding the school zone extension request.

Thanks
Adrian

Adrian K. Dabkowski, P.E. (LA), PTOE
Kimley-Horn and Associates, Inc.
Phone: 954-535-5144

From: Dabkowski, Adrian
Sent: Monday, October 31, 2011 11:07 AM
To: 'Laskin, Linda'
Cc: Sebo, Andrew
Subject: RE: Watkins Elementary

Good Morning Linda,

Finally heard back from the City. They are stating that many students attending Lake Forest and Watkins Elementary Schools walk from the neighborhood to the north of Hallandale Beach Boulevard. The extended school zone would help provide a safe route for these students.

Thanks
Adrian

Adrian K. Dabkowski, P.E. (LA), PTOE
Kimley-Horn and Associates, Inc.
Phone: 954-535-5144

From: Laskin, Linda [<mailto:LLASKIN@broward.org>]
Sent: Monday, October 24, 2011 9:42 AM
To: Dabkowski, Adrian; Sebo, Andrew
Subject: Watkins Elementary

Mr. Dabkowski


Please explain why you are requesting this extension.

If we can be of any further assistance, please feel free to contact us.



Linda R Laskin

Linda R Laskin, Special Projects Coordinator III
Broward County Traffic Engineering Division
2300 West Commercial Boulevard
Fort Lauderdale, Florida 33309
954-847-2600 Main Office
954-847-2700 Main Fax
954-847-2671 Direct Line
llaskin@broward.org
www.broward.org/traffic




From: Adrian.Dabkowski@Kimley-horn.com [mailto:Adrian.Dabkowski@Kimley-horn.com]
Sent: Monday, October 17, 2011 10:39 AM
To: Laskin, Linda; Sebo, Andrew
Subject: City Of West Park - School Zone Extension Request

Good Morning Linda and Andrew,

The City of West is interested in extending the existing school zone along SW 56th Avenue, that begins approximately 100 feet south of Hallandale Beach Boulevard and ends at Hallandale Beach Boulevard, north to SW 21st Street. Attached is a graphic representing the request. Please let me know the County's position regarding this request.

Thanks
Adrian

Adrian K. Dabkowski, P.E. (LA), PTOE



5200 NW 33rd Avenue, Suite 109
Fort Lauderdale, Florida 33309

Phone: 954-535-5144
Fax: 954-739-2247

Florida Department of Transportation

Dabkowski, Adrian

From: Hughes, James <James.Hughes@dot.state.fl.us>
Sent: Tuesday, December 06, 2011 8:22 AM
To: Dabkowski, Adrian; Hoover, Marilda; Overton, Jonathan
Cc: Coe, Beth; RLalanne@hbcengineeringco.com; ACoker@hbcengineeringco.com
Subject: RE: Traffic Signal pole on Hallandale Beach Blvd at SW 40th Ave

My apologies, 40th and 58th.

Thanks,

Jim Hughes, P.E.
Project Manager
FDOT District 4 Design/Consultant Project Management
3400 West Commercial Boulevard
Fort Lauderdale, FL 33309
(954)777-4419 (office)
(954)777-4482 (fax)

From: Adrian.Dabkowski@Kimley-horn.com [mailto:Adrian.Dabkowski@Kimley-horn.com]
Sent: Tuesday, December 06, 2011 8:05 AM
To: Hoover, Marilda; Overton, Jonathan; Hughes, James
Cc: Coe, Beth; RLalanne@hbcengineeringco.com; ACoker@hbcengineeringco.com
Subject: RE: Traffic Signal pole on Hallandale Beach Blvd at SW 40th Ave

All,
Just to provide you with some background information, we are working on a traffic calming study for the City. The study is bounded by SW 38th Avenue to the east, SW 58th Avenue to the west, Pembroke Road (SR-824) to the north, and Hallandale Beach Boulevard (SR-858) to the south. As part of the public outreach and improvement plan presentation, the residents stated concerns regarding the difficulty of performing southbound left-turn movements at the intersection of Hallandale Beach Boulevard at SW 40th Avenue. They had additional concerns regarding the turning radii on the northeast quadrant (westbound to northbound movement) of Hallandale Beach Boulevard at SW 40th Avenue and Hallandale Beach Boulevard at SW 56th Avenue. Attached are photos of the damaged span wire signal pole at the intersection of Hallandale Beach Boulevard at SW 40th Avenue.

Thanks
Adrian

Adrian K. Dabkowski, P.E. (LA), PTOE
Kimley-Horn and Associates, Inc.
Phone: 954-535-5144

From: Hoover, Marilda [mailto:Marilda.Hoover@dot.state.fl.us]
Sent: Tuesday, December 06, 2011 7:36 AM
To: Overton, Jonathan; Hughes, James
Cc: Dabkowski, Adrian; Coe, Beth; Roger Lalanne; Adebayo Coker
Subject: RE: Traffic Signal pole on Hallandale Beach Blvd at SW 40th Ave

Jonathan and James,

This is the first I hear of this request. We had a similar request but it was about 10 years ago and at the time it was not warranted. Jonathan, I will run the crash analysis, but should I order traffic counts to perform the warrant analysis?

Marilda Hoover, TSOS, CPM

Traffic Signal Operations and Studies Specialist

Marilda.Hoover@dot.state.fl.us

(954) 777-4367

Fax: (954)-777-4398

From: Overton, Jonathan

Sent: Monday, December 05, 2011 11:31 AM

To: Hughes, James

Cc: Adrian.Dabkowski@Kimley-horn.com; Coe, Beth; Hoover, Marilda; Roger Lalanne; Adebayo Coker

Subject: RE: Traffic Signal pole on Hallandale Beach Blvd at SW 40th Ave

That's exactly what I'm trying to determine...has our office conducted the analysis? I don't recall being requested to review this, so by copy here, I ask Marilda Hoover of my office to let us know the history on this one. Thank you.

Jonathan M. Overton, P.E.

District Traffic Management Systems Engineer

Florida Department of Transportation

Toll Free 866-336-8435

Direct Line (954) 777-4376

Office Fax (954) 777-4398

From: Hughes, James

Sent: Monday, December 05, 2011 11:17 AM

To: Overton, Jonathan

Cc: Adrian.Dabkowski@Kimley-horn.com; Coe, Beth; Hoover, Marilda; Roger Lalanne; Adebayo Coker

Subject: RE: Traffic Signal pole on Hallandale Beach Blvd at SW 40th Ave

Jonathan,

We are just getting the consultants on board and have not begun our design as of yet.

We normally do not make these types of changes unless requested or concurred by Broward County. Is this something your office is suggesting?

Thanks,

Jim Hughes, P.E.

Project Manager

FDOT District 4 Design/Consultant Project Management

3400 West Commercial Boulevard

Fort Lauderdale, FL 33309

(954)777-4419 (office)

(954)777-4482 (fax)

From: Overton, Jonathan
Sent: Monday, December 05, 2011 11:12 AM
To: Hughes, James
Cc: Adrian.Dabkowski@Kimley-horn.com; Coe, Beth; Hoover, Marilda
Subject: RE: Traffic Signal pole on Hallandale Beach Blvd at SW 40th Ave

Hi James,
Will your 428733.1 project on Hallandale Beach Boulevard be changing the SB left turn phase at Hallandale Beach Boulevard and SW 40th Avenue to protected-permissive phasing? I've copied the City of West Park's engineering consulting firm contact so they are advised. Please advise status. Thanks.

Jonathan M. Overton, P.E.
District Traffic Management Systems Engineer
Florida Department of Transportation
Toll Free 866-336-8435
Direct Line (954) 777-4376
Office Fax (954) 777-4398

From: Coe, Beth
Sent: Monday, December 05, 2011 10:42 AM
To: Overton, Jonathan
Subject: FW: Traffic Signal pole on Hallandale Beach Blvd at SW 40th Ave

Jonathan,
Who could answer this question?

Beth Coe
Studies and Regulations Specialist
Florida Department of Transportation
3400 W. Commercial Blvd.
Fort Lauderdale, FL 33309-3421
(954)777-4373
Fax (954)777-4398

From: Adrian.Dabkowski@Kimley-horn.com [<mailto:Adrian.Dabkowski@Kimley-horn.com>]
Sent: Monday, December 05, 2011 9:49 AM
To: Coe, Beth
Subject: RE: Traffic Signal pole on Hallandale Beach Blvd at SW 40th Ave

Good Morning Beth,
As a follow-up to the Department's resurfacing project on Hallandale Beach Boulevard, the City of West Park was wondering if protected-permissive phasing will be provided for the southbound approach at Hallandale Beach Boulevard and SW 40th Avenue. Please let me know if the Department has made this determination yet.

Thanks
Adrian

Adrian K. Dabkowski, P.E. (LA), PTOE
Kimley-Horn and Associates, Inc.

Phone: 954-535-5144

From: Coe, Beth [<mailto:Beth.Coe@dot.state.fl.us>]
Sent: Monday, August 29, 2011 2:08 PM
To: Dabkowski, Adrian; Kyle, Greg
Subject: Traffic Signal pole on Hallandale Beach Blvd at SW 40th Ave

Adrian and Greg,

I checked on the referenced signal pole and found that the entire traffic signal is being replaced with a mast arms on an upcoming DOT resurfacing project.

Additionally, the traffic signal on Hallandale Beach Boulevard at SW 58th Avenue is also being replaced with mast arms on the same DOT project.

Construction on this project is scheduled to start in late 2014 or early 2015.

Please inform the City.

Thank you.

Sincerely,

Beth Coe
District Traffic Access Manager
Florida Department of Transportation
3400 W. Commercial Blvd.
Fort Lauderdale, FL 33309-3421
(954)777-4373
Fax (954)777-4398