

NEIGHBORHOOD TRAFFIC CALMING STUDY

STUDY AREA "A" WEST PARK, FLORIDA



Neighborhood Traffic Calming Study Study Area "A" West Park, Florida

Prepared for:



City of West Park

Prepared by:



Kimley-Horn
and Associates, Inc.

Kimley-Horn and Associates, Inc.
Fort Lauderdale, Florida

TABLE OF CONTENTS

INTRODUCTION	1
DATA COLLECTION.....	3
Kick-off Meeting with Residents.....	3
Traffic Data.....	4
Field Observations.....	6
DATA ANALYSIS.....	9
Traffic Volumes.....	9
Hourly Distribution of Traffic Volume	11
Speed Data.....	15
Data Analysis Conclusions	19
TRAFFIC IMPROVEMENT PLAN	20
Potential Traffic Calming Treatments	20
Proposed Traffic Calming Improvement Plan	24
Planning Level Cost Estimate.....	29
CONCLUSIONS AND RECOMMENDATIONS	30

APPENDICES

Appendix A: Meeting Notes

Appendix B: Traffic, Speed Data, and FDOT Peak Season Category Factor Report

Appendix C: FDOT Pre-Application Letter



LIST OF FIGURES

Figure 1: Study Area	2
Figure 2: A.M. Peak Hour Traffic Flow Patterns.....	13
Figure 3: P.M. Peak Hour Traffic Flow Patterns.....	14
Figure 4: 85 th Percentile Speeds.....	16
Figure 5: 85 th Percentile Speed Exceeds Posted Speed Limit by 5 or More MPH.....	18
Figure 6: Traffic Calming Improvement Plan Phase 1	27
Figure 7: Traffic Calming Improvement Plan Phase 2	28

LIST OF TABLES

Table 1: Summary of Peak Season Traffic Volumes	10
Table 2: Traffic Volume Comparison to Livability Thresholds	11
Table 3: Summary of Speed Measurements.....	15



INTRODUCTION

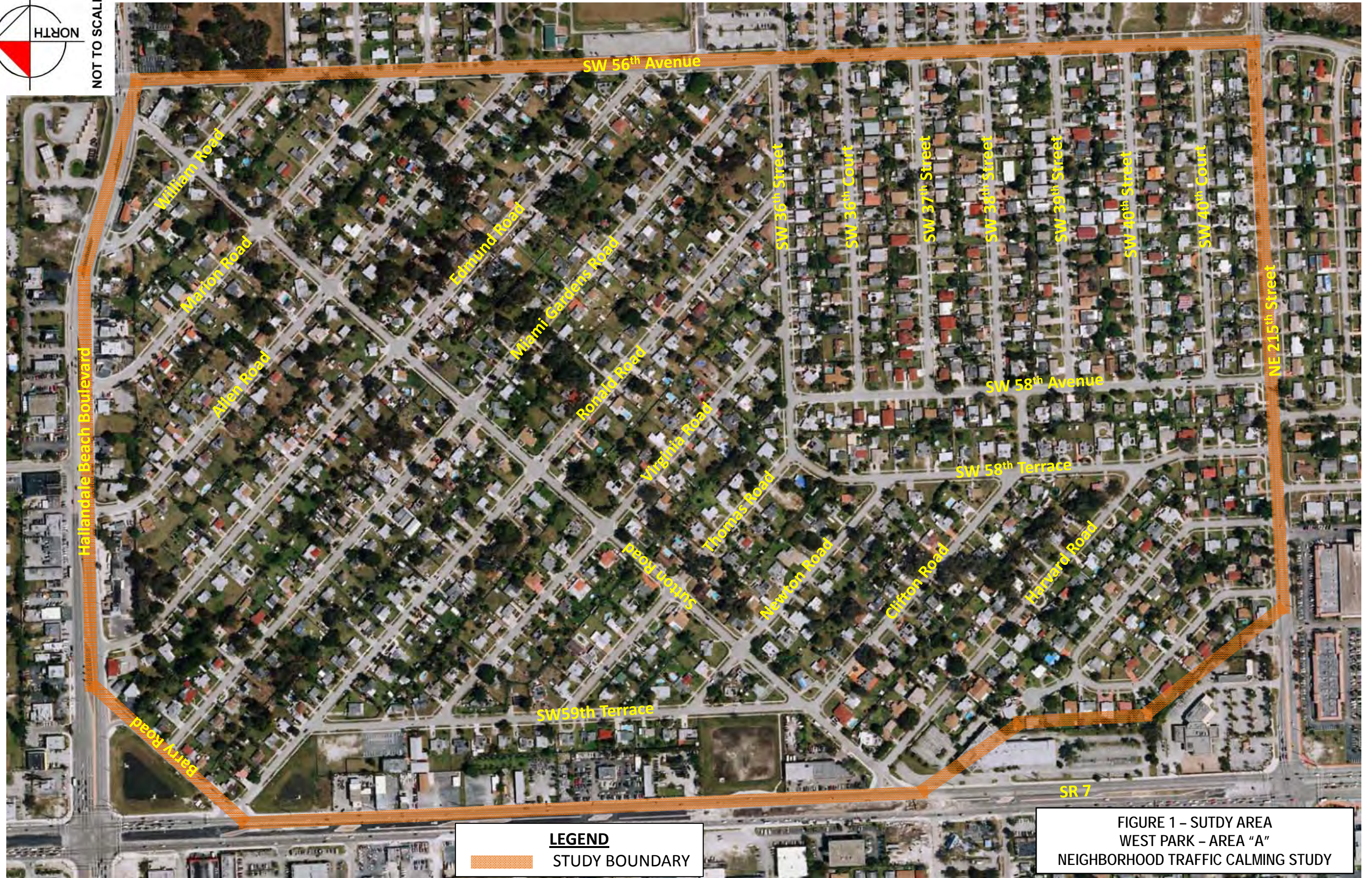
The City of West Park retained Kimley-Horn and Associates, Inc. to assess traffic conditions within the neighborhood bounded by SW 56th Avenue to the east, SR 7 (US 441) to the west, Hallandale Beach Boulevard (SR 858) to the north, and NE 215th Street (County Line Rd) to the south. The objective of this study is to determine if improvements are necessary to enhance the quality of life for the residents by managing traffic concerns in a manner to minimize through-traffic intrusion into the residential neighborhood and to maintain vehicle speeds at suitable levels. This report presents input from the residents and the City of West Park staff, field observations, traffic counts, vehicle speed measurements, an analysis of existing traffic conditions, and a conceptual improvement plan. Figure 1 presents a map of the study area.



Typical Signage along Neighborhood Street



NOT TO SCALE



LEGEND
STUDY BOUNDARY

FIGURE 1 - SUTDY AREA
WEST PARK - AREA "A"
NEIGHBORHOOD TRAFFIC CALMING STUDY

DATA COLLECTION

Kick-off Meeting with Residents

A community kick-off meeting was held on April 5, 2011, to discuss the neighborhood traffic calming study. The primary purpose of the meeting was to gather input from the residents regarding existing traffic and safety issues so that data collection efforts could be targeted to verify specific issues. In general, the primary issues indicated by residents included speeding and traffic intrusion. Pertinent issues discussed include the following:

- Ronald Road
 - Speed and noise in early A.M. hours
 - Needs to be repaved
- SW 59th Terrace
 - Used as cut through when there is traffic or accidents on County Line Road or SR 7
- SW 59th Terrace and Ronald Road
 - Speeding is an issue
 - Angle of intersection makes it difficult to see approaching traffic
 - Not affected by school traffic
- Sutton Road
 - Stop signs slow traffic
 - Used as cut through from SR 7 to Hallandale Beach Boulevard
 - Tow truck traffic is an issue
 - Used as cut through northbound from SW 58th Terrace to Clifton Road to Sutton Road
- Edmund Road
 - Problem with speeding from northwest to southeast from 3:30 to 7:30 pm
 - School buses speeding in morning
 - Used as cut through from Hallandale Beach Blvd to SW 56th Avenue
 - Examine limiting tonnage of vehicles
 - Tow truck traffic is an issue
- SW 58th Avenue
 - Hill (vertical curve) causes limited sight distance at SW 36th Street
 - School buses cut through to avoid intersection of County Line and SW 56th Avenue
- SW 36th Street
 - Used as cut through from SW 56th Avenue to County Line Road



- Barry Road
 - Speeding an issue
 - Used to avoid the intersection of SR7 and Hallandale
- Examine westbound approach offset at the intersection of NE 215th Street/County Line Road and SR 7
- Investigate potential for truck restrictions on neighborhood streets

Detailed meeting notes are contained in Appendix A.



Most Local Streets have Continuous Sidewalks
(Ronald Road)

Traffic Data

Traffic data was collected to measure the existing traffic conditions at several locations within the study area. The traffic data collection included 24-hour traffic volume counts, speed counts, and field reviews of traffic patterns during the A.M. and P.M. peak periods.

Traffic volume and speed data was collected during May 2011. The data collection locations are listed below. The traffic count and speed data are included in Appendix B.





Wide Roads without Horizontal Breaks Can Promote High Speed Travel
(SW 59th Terrace)

24-Hour Volume and Speed Counts:

- Barry Road between Ronald Road and Miami Gardens Road
- Marion Road southeast of Hallandale Beach Boulevard
- Allen Road southeast of Hallandale Beach Boulevard
- Allen Road southeast of Sutton Road
- Edmund Road southeast of Hallandale Beach Boulevard
- Edmund Road southeast of Sutton Road
- Miami Gardens Road southeast of Barry Road
- Miami Gardens Road southeast of Sutton Road
- Ronald Road southeast of SW 59th Terrace
- Ronald Road southeast of Sutton Road
- Virginia Road southeast of SW 59th Terrace
- SW 59th Terrace between Thomas Road and Virginia Road
- Sutton Road between Virginia Road and Ronald Road
- Clifton Road southeast of Sutton Road
- Harvard Road southeast of Sutton Road
- SW 58th Terrace between Harvard Road and Clifton Road
- SW 58th Avenue between SW 40th Street and SW 39th Street



- SW 36th Street west of SW 56th Avenue
- SW 38th Street west of SW 56th Avenue
- SW 40th Street west of SW 56th Avenue



Curb and Gutter Section Along SW 58th Avenue

Field Observations

Field reviews were performed in conjunction with traffic data collection to assess overall traffic characteristics of the neighborhood. Field observations determined that most roadways lack design characteristics that effectively manage traffic. A summary of field observations are listed below.




Forced Turn Islands
(Barry Road/Ronald Road and SR 7)



Traffic Control Features and Roadway Characteristics:

- Posted speed limit in the study area is 30 mph. Posted signs are not prevalent in the neighborhood.
- Forced Turn Islands are present at the intersection of Ronald Road and Barry Road.
- Continuous sidewalks were noticed throughout the study area.
- Consistent street lighting was only found on Sutton Road.
- Curb-and gutter are only present on SW 58th Avenue.
- No turning movement prohibitions were observed in the study area.
- Most local streets have minimum or no horizontal visual breaks, as well as straight alignments, which facilitates speeding.
- Neighborhood Gateway Islands and Signs were observed on the intersections of Sutton Road and SR 7 and Barry Road and Hallandale Beach Boulevard.
- The horizontal curve alignment at intersection of SW 36th Street and SW 58th Terrace is conducive to traffic calming.
- "Local traffic only" signage was not identified in the study area.
- "No thru trucks" signage was observed on Sutton Road, William Road, Marion Road, Allen Road, Edmund Road, Miami Gardens Road, Ronald Road, SW 36th Street, SW 37 Street, SW 38th Street, SW 39th Street, SW 40th Street, SW 40th Court, SW 58th Avenue, SW 58th Terrace, SW 59th Avenue, and SW 59th Terrace.



"No Thru Trucks" Signage
(Edmund Road)





Streets with Unobstructed Sightlines Facilitate Speeding
(Miami Gardens Road)

Traffic Flow Observations:

- Sutton Road appeared to have the heaviest traffic volumes within the study area.
- Several vehicles were observed traveling at what appeared to be speeds higher than the posted speed limit along Miami Gardens Road, Ronald Road, SW 36th Street, and Harvard Road
- Several vehicles were observed traversing the raised channelized right-turn island on SR 7 to Ronald Road in order to travel on Barry Road.
- Northbound Ronald Road traffic was higher relative to southbound Ronald Road traffic.
- Northbound SW 59th Terrace traffic was higher, relative to southbound SW 59th Terrace traffic.
- No Broward County Transit bus routes were identified in the study area.



DATA ANALYSIS

The objective of the data analysis is to identify the need and locations for traffic calming improvements within the study area. These improvements are determined by (i) assessing the existing traffic conditions in the study area, (ii) determining if livability thresholds for residential neighborhood streets are being exceeded, and (iii) evaluating the traffic data to identify potential cut-through patterns.

Traffic Volumes

A summary of the daily traffic volumes on area streets is presented in Table 1. Appendix B includes the 24-hour traffic volume counts. The Florida Department of Transportation (FDOT) peak season conversion factor was applied to the traffic counts to adjust the traffic to peak season volumes. The appropriate peak season conversion factor for the week when the traffic counts were collected is 1.03. The FDOT peak season factor category report is included in Appendix B.



Table 1: Summary of Peak Season Traffic Volumes

Roadway Segment	Daily Traffic Volume	A.M. Peak Hour	A.M. Peak Volume	P.M. Peak Hour	P.M. Peak Volume
Barry Road between Ronald Road and Miami Gardens Road	394	7:00-8:00	40	1:45-2:45	35
Marion Road southeast of Hallandale Beach Boulevard	440	9:45-10:45	24	4:30-5:30	54
Allen Road southeast of Hallandale Beach Boulevard	421	7:15-8:15	44	4:30-5:30	38
Allen Road southeast of Sutton Road	452	7:15-8:15	49	4:30-5:30	45
Edmund Road southeast of Hallandale Beach Boulevard	454	7:15-8:15	47	6:30-7:30	37
Edmund Road southeast of Sutton Road	401	7:15-8:15	67	1:45-2:45	35
Miami Gardens Road southeast of Barry Road	718	7:00-8:00	52	4:30-5:30	77
Miami Gardens Road southeast of Sutton Road	541	7:00-8:00	47	5:00-6:00	54
Ronald Road southeast of SW 59th Terrace	388	8:00-9:00	36	6:15-7:15	37
Ronald Road southeast of Sutton Road	357	7:15-8:15	30	4:45-5:45	42
Virginia Road southeast of SW 59th Terrace	206	7:00-8:00	24	7:30-8:30	19
SW 59th Terrace between Thomas Road and Virginia Road	427	8:00-9:00	34	7:00-8:00	34
Sutton Road between Virginia Road and Ronald Road	1,365	7:30-8:30	92	4:30-5:30	121
Clifton Road southeast of Sutton Road	390	8:15-9:15	26	4:00-5:00	38
Harvard Road southeast of Sutton Road	404	7:00-8:00	45	5:15-6:15	45
SW 58th Terrace between Harvard Road and Clifton Road	753	10:15-11:15	41	5:15-6:15	70
SW 58th Avenue between SW 40th Street and SW 39th Street	919	7:30-8:30	57	6:15-7:15	89
SW 36th Street west of SW 56th Avenue	693	7:15-8:15	46	5:30-6:30	64
SW 38th Street west of SW 56th Avenue	309	7:30-8:30	26	5:45-6:45	29
SW 40th Street west of SW 56th Avenue	221	6:45-7:45	21	4:45-5:45	20

The *Broward County Neighborhood Traffic Management Manual* provides guidelines for when the livability of residential streets is compromised. For residential local streets, traffic volumes should not exceed 1,500 vehicles per day. Table 2 summarizes the daily and peak hour traffic volumes and compares these volumes to the livability thresholds.



Table 2: Traffic Volume Comparison to Livability Thresholds

Roadway	Roadway Classification	Peak Season Daily Volumes	Exceeds Livability Threshold? ⁽¹⁾
Barry Road between Ronald Road and Miami Gardens Road	Local	394	No
Marion Road southeast of Hallandale Beach Boulevard	Local	440	No
Allen Road southeast of Hallandale Beach Boulevard	Local	421	No
Allen Road southeast of Sutton Road	Local	452	No
Edmund Road southeast of Hallandale Beach Boulevard	Local	454	No
Edmund Road southeast of Sutton Road	Local	401	No
Miami Gardens Road southeast of Barry Road	Local	718	No
Miami Gardens Road southeast of Sutton Road	Local	541	No
Ronald Road southeast of SW 59th Terrace	Local	388	No
Ronald Road southeast of Sutton Road	Local	357	No
Virginia Road southeast of SW 59th Terrace	Local	206	No
SW 59th Terrace between Thomas Road and Virginia Road	Local	427	No
Sutton Road between Virginia Road and Ronald Road	Local	1,365	No
Clifton Road southeast of Sutton Road	Local	390	No
Harvard Road southeast of Sutton Road	Local	451	No
SW 58th Terrace between Harvard Road and Clifton Road	Local	753	No
SW 58th Avenue between SW 40th Street and SW 39th Street	Local	919	No
SW 36th Street west of SW 56th Avenue	Local	693	No
SW 38th Street west of SW 56th Avenue	Local	309	No
SW 40th Street west of SW 56th Avenue	Local	221	No

Note: ⁽¹⁾ Daily volume thresholds are established in the *Broward County Neighborhood Traffic Management Manual*.

Based on the traffic volume criteria specified in the *Broward County Traffic Neighborhood Management Manual*, no study area roadway exceed livability thresholds.

Hourly Distribution of Traffic Volume

The directional distribution of 24-hour traffic volumes were analyzed for the neighborhood streets. The objective of this analysis was to identify peaks in traffic flow that may be reflective of potential cut-through patterns. The traffic flow distribution for each count location was analyzed for the specific count's A.M. peak hour and P.M. peak hour. Figures 2 and 3 were prepared to represent traffic flow patterns during these two time periods. Based on these figures, the following observations were made:



A.M. Peak Hour

- Cut-through patterns were identified during the A.M. peak hour along these roadways:
 - Marion Road southeastbound from Hallandale Beach Boulevard to SW 56th Avenue
 - Edmund Road southeastbound from Hallandale Beach Boulevard to SW 56th Avenue
 - Miami Gardens Road northwestbound from SW 56th Avenue via Barry Road to SR 7

- General travel patterns during the A.M. peak hour include:
 - SW 58th Avenue southbound to NE 215th Street (County Line Road)
 - Harvard Road northwestbound to SR 7
 - Ronald Road northwestbound to SR 7
 - SW 59th Terrace northbound to SR 7

P.M. Peak Hour


- Cut-through patterns were identified during the P.M. peak hour along these roadways:
 - Marion Road southeastbound from Hallandale Beach Boulevard to SW 56th Avenue
 - Allen Road southeastbound from Hallandale Beach Boulevard to SW 56th Avenue
 - Edmund Road southeastbound from Hallandale Beach Boulevard to Sutton Road
 - Miami Gardens Road southeastbound from Hallandale Beach Boulevard to SR 7

- General travel patterns during the P.M. peak hour include:
 - SW 58th Avenue southbound to NE 215th Street (County Line Road)
 - Ronald Road northwestbound to SR 7

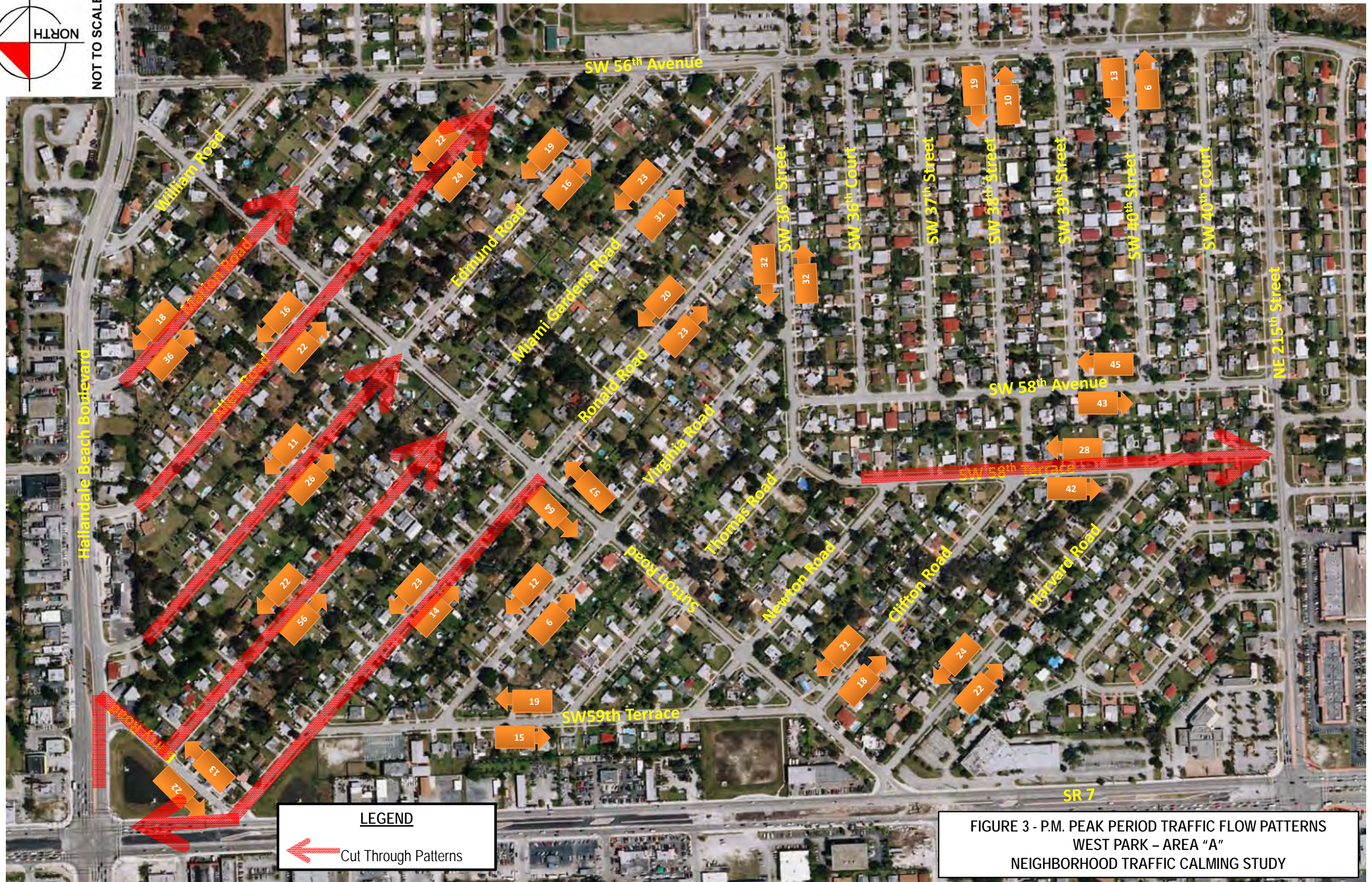




LEGEND

 Cut Through Patterns

**FIGURE 2 - A.M. PEAK PERIOD TRAFFIC FLOW PATTERNS
WEST PARK - AREA "A"
NEIGHBORHOOD TRAFFIC CALMING STUDY**



LEGEND

 Cut Through Patterns

**FIGURE 3 - P.M. PEAK PERIOD TRAFFIC FLOW PATTERNS
WEST PARK – AREA "A"
NEIGHBORHOOD TRAFFIC CALMING STUDY**

Speed Data

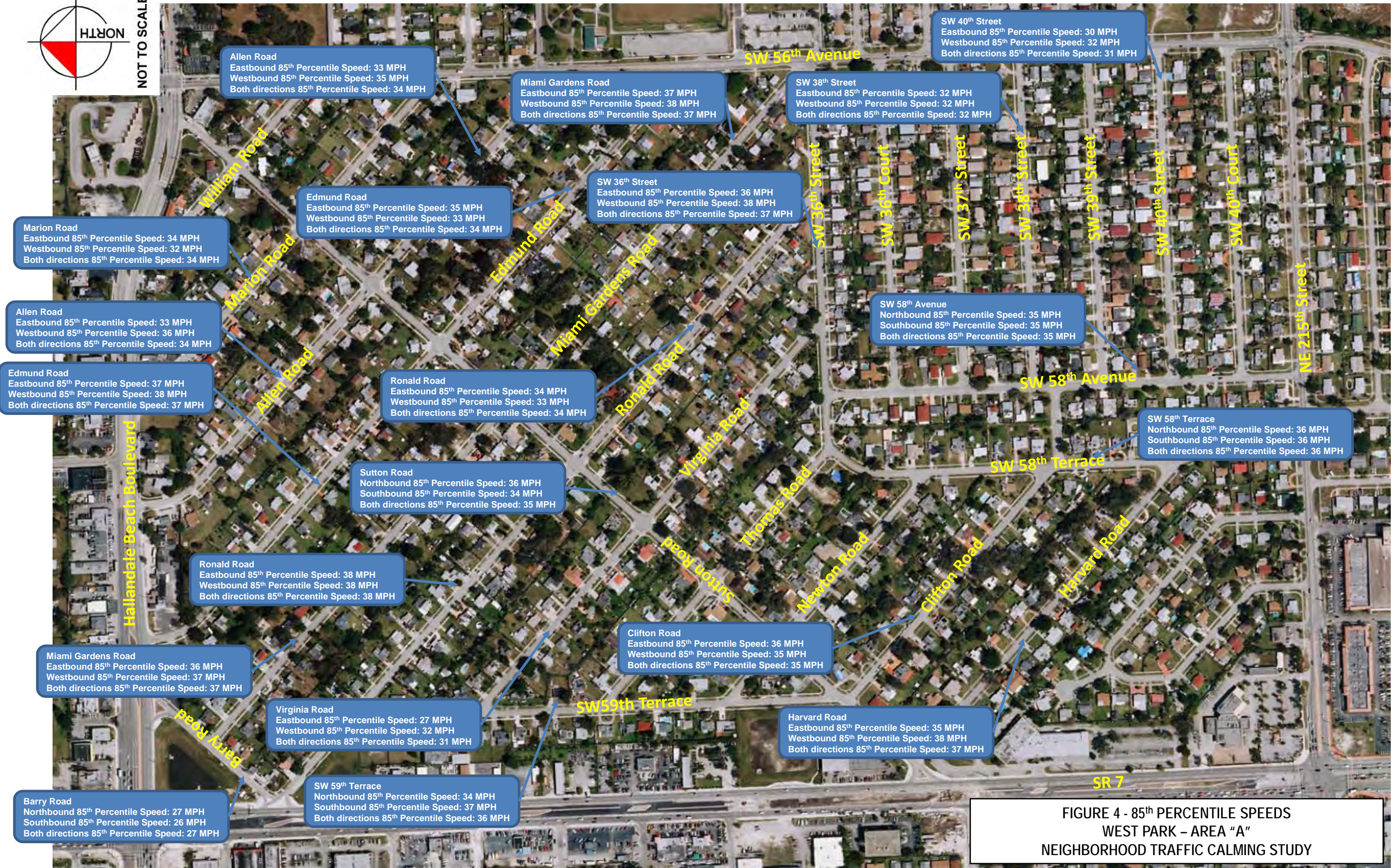
The purpose of collecting speed measurements was to determine the magnitude of vehicle speeds within the neighborhood. Speed measurements were collected at the 20 locations where traffic volume data was collected.

The 85th percentile speed is often used as a measure of the upper limit of "reasonable" speeds for the prevailing conditions. The 85th percentile speed is the speed at which 85 percent of the vehicles are traveling below. The 85th percentile speed and average speed are summarized in Table 3. Figure 4 graphically depicts the 85th percentile speed on study area roadways. Detailed data is contained in Appendix B.

Table 3: Summary of Speed Measurements

Roadway	Posted Speed (mph)	Average Speed (mph)	85 th Percentile Speed (mph)
Barry Road between Ronald Road and Miami Gardens Road	30	22	27
Marion Road southeast of Hallandale Beach Boulevard	30	27	34
Allen Road southeast of Hallandale Beach Boulevard	30	27	34
Allen Road southeast of Sutton Road	30	27	34
Edmund Road southeast of Hallandale Beach Boulevard	30	30	37
Edmund Road southeast of Sutton Road	30	28	34
Miami Gardens Road southeast of Barry Road	30	30	37
Miami Gardens Road southeast of Sutton Road	30	29	37
Ronald Road southeast of SW 59th Terrace	30	30	38
Ronald Road southeast of Sutton Road	30	26	34
Virginia Road southeast of SW 59th Terrace	30	22	31
SW 59th Terrace between Thomas Road and Virginia Road	30	28	36
Sutton Road between Virginia Road and Ronald Road	30	29	35
Clifton Road southeast of Sutton Road	30	28	35
Harvard Road southeast of Sutton Road	30	28	37
SW 58th Terrace between Harvard Road and Clifton Road	30	29	36
SW 58th Avenue between SW 40th Street and SW 39th Street	30	28	35
SW 36th Street west of SW 56th Avenue	30	30	37
SW 38th Street west of SW 56th Avenue	30	25	32
SW 40th Street west of SW 56th Avenue	30	25	31





**FIGURE 4 - 85th PERCENTILE SPEEDS
WEST PARK - AREA "A"
NEIGHBORHOOD TRAFFIC CALMING STUDY**

The speed measurements demonstrate that the average speeds traveled by motorists on the residential local streets within the neighborhood are generally between 25 and 30 miles per hour (mph), which in most cases is lower than the posted speed limit of 30 mph. An evaluation of the 85th percentile speeds demonstrate that some motorists travel in excess of the posted speed limit. In general, the 85th percentile speeds of local residential streets exceed the existing posted speed limit by 5 mph to 7 mph. Figure 5 presents roadways with 85th percentile speeds exceeding posted speed limits by 5 or more MPH.



Most Local Roadways are Signed at 30 mph





LEGEND
85th PERCENTILE SPEED EXCEEDS POSTED SPEED LIMIT BY 5 OR MORE MPH

FIGURE 5 - 85th PERCENTILE SPEED EXCEEDS POSTED SPEED LIMIT BY 5 OR MORE MPH
WEST PARK - AREA "A"
NEIGHBORHOOD TRAFFIC CALMING STUDY

Data Analysis Conclusions

The analysis of traffic data for the West Park Study Area "A" neighborhood demonstrated that traffic volumes do not exceed livability thresholds established in the *Broward County Neighborhood Traffic Management Manual* on any of study area streets.

A detailed analysis of traffic volumes identified apparent cut-through patterns along Marion Road, Edmund Road, Miami Gardens Road, and Barry Road in the A.M. peak hour. During the P.M. peak hour, cut-through patterns were identified on Marion Road, Allen Road, Edmund Road, and Miami Gardens Road.

The vehicle speed data demonstrate that the average speeds traveled by motorists on the residential local streets within the neighborhood are generally between 25 and 30 miles per hour (mph), which is lower than the posted speed limit of 30 mph. The 85th percentile speed data demonstrate that some motorists are comfortable operating their vehicles approximately 5 to 7 mph above the posted speed limit with the current roadway environment. Edmund Road, Miami Gardens Road, Ronald Road, SW 59th Terrace, Clifton Road, Harvard Road, Sutton Road, SW 36th Street, SW 58th Avenue, and SW 58th Terrace exhibited the highest 85th percentile speeds.



TRAFFIC IMPROVEMENT PLAN

Based on the analysis of traffic data, field observations, and concerns raised by residents, an improvement plan was prepared to address traffic issues and deficiencies. Improvements considered for the neighborhood streets include various traffic calming improvements. A description of potential traffic calming strategies is presented below, followed by the traffic improvement plan recommendations.

Potential Traffic Calming Treatments

In response to traffic concerns identified through an analysis of traffic data, conceptual traffic calming options were examined for the neighborhood. The strategies focused on traffic calming measures influencing travel speeds through redesigning geometric elements of streets, to encourage slower traffic speeds, thereby reducing the timesaving benefit of cutting through on the neighborhood streets, and enhancing safety for pedestrians and bicyclists and quality of life. The selection of a traffic calming measure is dependent upon the type of issue being experienced at a specific location and requires location-by-location analysis.

Effective traffic calming should also incorporate enhancements to the streetscape. This concept includes design and landscaping features that not only improve the aesthetics and livability of a neighborhood, but also increase the effectiveness of many of the traffic calming devices. Common measures used to implement traffic calming strategies include center island narrowing, speed lumps/speed cushions, speed tables, neighborhood roundabouts, raised intersections, and full street closures. These measures are discussed in more detail below. Please note that speed lumps/speed cushions and speed tables are interchangeable and provide cost flexibility in the implementation of the improvement plan.

Central Island Narrowing

Center island narrowing are raised islands, located along the centerline of a street, that narrow the street. Straddling the centerline, they may introduce slight deflection into travel paths on otherwise straight streets. Placed at the entrance to a neighborhood, often with textured paving on either side, they create gateways. They may serve as pedestrian refuges at marked crossings and



Central Island Narrowing



are most effective on roadways with curb and gutter. The typical costs vary between \$5,000 and \$25,000, depending upon the surface treatment.

Speed Cushion/Speed Lump

Speed cushion/speed lumps are similar to speed humps but divided into three lumps with two feet of space between each cushion/lump. The space between the cushion/lumps is specifically designed to accommodate the axle width of emergency-service vehicles. This allows fire trucks to pass through without having to go over the speed lumps. All other vehicles with smaller axle widths have to go over the lumps with at least one side of the vehicle. Brick pavers or other textured materials



Speed Cushions/Lumps

can be included to improve the aesthetics of the speed lumps. A concern of speed lumps is that noise levels will increase as a result of the vertical element of this traffic calming treatment. However, several studies indicate that lower speeds as a result of this treatment tend to lower noise levels. A six-foot-wide center lump is the ideal width to minimize fire-rescue delay while ensuring vertical deflection for passenger cars; the two outside lumps can vary in width depending on the roadway width and the desired spacing between the curb and taper of the outside lump. Speed lumps should be spaced approximately 200 to 800 feet apart. The typical cost of installing speed lumps is from \$2,000 to \$6,000.

Speed Tables



Speed Table

Speed tables are elongated speed humps with a flat top section. Speed tables are typically long enough for an entire wheelbase of a passenger car to rest on top. Brick pavers or other textured materials can be included to improve the aesthetics of the speed table. A concern of speed tables is that noise levels will increase as a result of the vertical element of this traffic calming treatment. However,



several studies indicate that lower speeds as a result of this treatment tend to lower noise levels. Speed tables typically are 22 feet in length, with a maximum height of three inches. The flat table portion of the speed table is 10 feet in length with six foot approaches. Speed tables should be spaced approximately 200 to 600 feet apart. The typical cost of installing a speed table is from \$4,000 to \$10,000.

Neighborhood Roundabouts with Textured Pavement

Neighborhood roundabouts are raised circular islands constructed in the center of local residential street intersections. These devices reduce vehicle speeds by forcing motorists to maneuver around them and are sometimes used instead of stop signs. Neighborhood roundabouts are commonly landscaped (i.e. trees, bushes, flowers, or grass) to enhance the aesthetics and visibility. Yield signs, not stop signs, should be used with neighborhood roundabouts. Key considerations in determining the diameter of a circle are the street width and corner curb radii. For a 24-foot street, a 13-foot diameter circle is typically used (Institute of Transportation Engineer's (ITE) *Traffic Calming State of the Practice*). Advanced warning signs are required on all approaches.



Neighborhood Roundabout

The occasional larger vehicle passing through an intersection within a neighborhood traffic circle (e.g., a fire truck or moving van) can be accommodated by creating a mountable curb in the outer portion of the central island diameter. Studies show no significant impact on left or right turns for these vehicles; if necessary, occasional left turns can be made across the front of the circle just as with standard intersections. The ITE has determined that traffic circles reduce the mid-block speed by approximately 10 percent. Through movements for emergency response vehicles are typically slowed by only approximately 5 to 8 seconds per roundabout. The typical cost of installing a 20-foot diameter traffic circle with 15-foot travel lane is \$20,000 with textured pavement. Please note that the roundabouts proposed in the City of West Park will include textured pavement within the roadway surface.

The occasional larger vehicle passing through an intersection within a neighborhood traffic circle (e.g., a fire truck or moving van) can be accommodated by creating a mountable curb in the outer portion of the central island diameter. Studies show no significant impact on left or right turns for these vehicles; if necessary, occasional left turns can be made across the front of the circle just as with standard intersections. The ITE has



Raised Intersection

A raised intersection essentially is a speed table through an entire intersection. Inclines are provided on approaches to ramp up on to the raised portion of the intersection. The entire intersection is elevated by approximately 6 inches or the level of the sidewalk. The crosswalks on each approach are also elevated as a part of this treatment. The intersection ramps are usually made of concrete, but may be constructed of pavers or asphalt.



Raised Intersection

Full Street Closure

A full street closure is accomplished by installing a physical barrier that blocks a street to vehicular traffic.



Full Street Closure

Consequently, through traffic is diverted from using the street, and the street is only open to pedestrians and bicyclists. A full closure functions similar to a cul-de-sac as it is designed to include only one point of entry/exit minimizing cut-through traffic. Full street closure barricades are usually landscaped walls, gates, side-by-side bollards, or other constructed obstructions. Full street closures should be designed to allow access for bicyclists. Additionally,

"No Outlet" or "Dead End" signs need to be installed to alert drivers of closures ahead at decision points in order to avoid accidents and unnecessary maneuvers.



Proposed Traffic Calming Improvement Plan

Two (2) traffic calming improvement plans were developed. The first option, Option "A" provided a less restrictive alternative while the second option, Option "B" was more restrictive with median separators along Sutton Road essentially dividing the neighborhood. Based on input from the August 4, 2011, meeting with the residents to present the improvement plans Option "B" was eliminated. Detailed meeting notes are contained in Appendix A.

Additionally, at the request of residents, a pre-application meeting was scheduled with the Florida Department of Transportation (FDOT) to discuss the closing of access from State Road 7 to Barry Road/Ronald Road. FDOT agreed to the request under the condition that if access was closed, access will not likely be allowed in the future. Appendix C provides the FDOT pre-application summary letter.

The traffic improvement plan has been divided into a two (2) phased approach in order to maximize the traffic calming impact for the least cost. A phased approach is provided to assess the effectiveness of traffic calming treatments implemented in Phase 1 before incurring the additional costs associated with the implementation of Phase 2. Phase 1 improvements are shown in Figure 6 and Phase 2 improvements are shown in Figure 7. The proposed plan includes the following improvements.

Central Island Narrowing

- SW 58th Avenue between SW 39th Street and SW 40th Street (Phase 1)
- SW 58th Avenue between SW 37th Street and SW 38th Street (Phase 1)

When central island narrowings are installed, driveway locations and driveway sight distances/sight triangles need to be evaluated in order to provide effective and safe traffic flow.

Speed Cushion/Speed Lump or Speed Tables

- Marion Road between Hallandale Beach Boulevard and Sutton Road (Phase 1)
- Marion Road between Sutton Road and SW 56th Avenue (Phase 1)
- Allen Road between Hallandale Beach Boulevard and Sutton Road (Phase 1)
- Allen Road between Sutton Road and SW 56th Avenue (Phase 1)
- Edmund Road between Hallandale Beach Boulevard and Sutton Road (Phase 1)
- Edmund Road between Sutton Road and SW 56th Avenue (Phase 1)
- Miami Gardens Road between Hallandale Beach Boulevard and Sutton Road (Phase 1)
- Miami Gardens Road between Sutton Road and SW 56th Avenue (Phase 1)



- Ronald Road south of SW 59th Terrace (Phase 1)
- Ronald Road north of SW 36th Street (Phase 1)
- Virginia Road between SW 59th Terrace and Sutton Road (Phase 1)
- Virginia Road between Sutton Road and SW 36th Street (Phase 1)
- SW 59th Terrace north of Newton Road (Phase 1)
- Newtown Road between Sutton Road and SW 58th Terrace (Phase 1)
- Clifton Road between Sutton Road and SW 58th Terrace (Phase 1)
- Harvard Road south of Sutton Road (Phase 1)
- Harvard Road north of SW 58th Terrace (Phase 1)
- SW 58th Terrace between Newton Road and Clifton Road (Phase 1)
- SW 36th Street between Virginia Road and Ronald Road (Phase 1)
- SW 36th Court between SW 58th Avenue and SW 56th Avenue (Phase 1)
- SW 37th Street between SW 58th Avenue and SW 56th Avenue (Phase 1)
- SW 38th Street between SW 58th Avenue and SW 56th Avenue (Phase 1)
- SW 39th Street between SW 58th Avenue and SW 56th Avenue (Phase 1)
- SW 40th Street between SW 58th Avenue and SW 56th Avenue (Phase 1)
- SW 40th Court between SW 58th Avenue and SW 56th Avenue (Phase 1)
- Edmund Road between Hallandale Beach Boulevard and Sutton Road (Phase 2)
- Edmund Road between Sutton Road and SW 56th Avenue (Phase 2)
- Miami Gardens Road between Hallandale Beach Boulevard and Sutton Road (Phase 2)
- Miami Gardens Road between Sutton Road and SW 56th Avenue (Phase 2)
- Ronald Road south of SW 59th Terrace (Phase 2)
- Ronald Road north of SW 36th Street (Phase 2)
- Thomas Road south of SW 59th Terrace (Phase 2)
- Thomas Road north of SW 36th Street (Phase 2)
- SW 59th Terrace north of Thomas Road (Phase 2)

When speed cushions/speed lumps or speed tables are installed, driveway locations need to be evaluated in order to provide effective and safe traffic flow.

Neighborhood Roundabouts with Textured Pavement

- Allen Road and Sutton Road (Phase 1)
- Ronald Road and Sutton Road (Phase 1)



When roundabouts are installed, all existing stop signs should be replaced with yield signs.

Raised Intersection

- Thomas Road and Sutton Road (Phase 1)
- Clifton Road and Sutton Road (Phase 1)
- Marion Road and Sutton Road (Phase 2)
- Edmund Road and Sutton Road (Phase 2)
- Virginia Road and Sutton Road (Phase 2)

Full Street Closure

- SR 7 at Barry Road/Ronald Road (Phase 2)





FIGURE 6 - TRAFFIC CALMING
IMPROVEMENT PLAN - PHASE 1
WEST PARK - AREA "A"
NEIGHBORHOOD TRAFFIC CALMING STUDY



A CENTER ISLAND
NARROWING



B SPEED LUMP/CUSHION



C SPEED TABLE



D NEIGHBORHOOD
ROUNDBOUT



E RAISED INTERSECTION




LEGEND

A PHASE 1 (Gray)

C PHASE 2 (Color)



A CENTER ISLAND NARROWING




B
C SPEED LUMP/CUSHION or SPEED TABLE



D NEIGHBORHOOD ROUNDABOUT



E RAISED INTERSECTION



F STREET CLOSURE

FIGURE 7 - TRAFFIC CALMING IMPROVEMENT PLAN - PHASE 2 WEST PARK - AREA "A" NEIGHBORHOOD TRAFFIC CALMING STUDY

Planning Level Cost Estimate

A planning level cost estimate for the proposed improvements is provided in Table 4. Please note that costs are provided for two scenarios. The first assumes the installation of all speed cushions/speed lumps with the second assuming the installation of speed tables. The unit cost reflects the cost of constructing the improvement. The total cost includes a contingency of 15 percent of the base cost, and 30 percent of the base cost for design, permitting, and mobilization.

Table 4: Planning Level Cost Estimate

	Improvement Type	Locations	Unit Cost	Base Cost	Contingency (15%)	Design, Permitting, & Mobilization (30%)	Order of Magnitude Cost
Phase 1							
A	Center Island Narrowing	2	\$ 15,000 ⁽¹⁾	\$30,000	\$4,500	\$9,000	\$43,500
B	Speed Lumps/Cushions	25	\$4,000 ⁽²⁾	\$100,000	\$15,000	\$30,000	\$145,000
C	Speed Tables	25	\$7,000 ⁽¹⁾	\$175,000	\$26,250	\$52,500	\$253,750
D	Neighborhood Roundabout	2	\$20,000 ⁽¹⁾	\$40,000	\$6,000	\$12,000	\$58,000
E	Raised Intersection	2	\$15,000 ⁽¹⁾	\$30,000	\$4,500	\$9,000	\$43,500
Phase 1 Cost (Speed Lumps/Cushions)				\$200,000	\$30,000	\$60,000	\$290,000
Phase 1 Cost (Speed Tables)				\$275,000	\$41,250	\$82,500	\$398,750
Phase 2							
B	Speed Lumps/Cushions	9	\$4,000 ⁽²⁾	\$36,000	\$5,400	\$10,800	\$52,200
C	Speed Tables	9	\$7,000 ⁽¹⁾	\$63,000	\$9,450	\$18,900	\$91,350
E	Raised Intersection	3	\$15,000 ⁽¹⁾	\$45,000	\$6,750	\$13,500	\$65,250
F	Street Closure	1	\$50,000 ⁽¹⁾	\$50,000	\$7,500	\$15,000	\$72,500
Phase 2 Cost (Speed Lumps/Cushions)				\$131,000	\$12,150	\$24,300	\$189,950
Phase 2 Cost (Speed Tables)				\$158,000	\$16,200	\$32,400	\$229,100
Option A Cost (Speed Lumps/Cushions)				\$331,000	\$42,150	\$84,300	\$479,950
Option A Cost (Speed Tables)				\$433,000	\$57,450	\$114,900	\$627,850

Note: ⁽¹⁾ Based on Selecting Pedestrian Safety Improvements, FHWA

⁽²⁾ Based on U.S. Traffic Calming Manual, Ewing and Brown, 2009



CONCLUSIONS AND RECOMMENDATIONS

The objective of this study was to assess traffic conditions within the West Park neighborhood bounded by SW 56th Avenue to the east, SR-7 (US-441) to the west, Hallandale Beach Boulevard (SR-858) to the north, and NE 215th Street (County Line Rd) to the south and to determine if improvements are necessary to reduce negative effects of traffic, alter driver behavior and improve conditions for non-motorized street users.

The vehicle speed analysis demonstrates that the average speeds traveled by motorists on the residential local streets within the neighborhood are generally between 25 and 30 miles per hour (mph), which in most cases is lower than the posted speed limit of 30 mph. An evaluation of the 85th percentile speeds demonstrate that some motorists travel in excess of the posted speed limit. In general, the 85th percentile speeds of local residential streets exceed the existing posted speed limit by 5 mph to 7 mph.

In general, cut-through patterns were identified along Edmund Road, Miami Gardens Road, Barry Road, Harvard Road, and Sutton Road in the A.M. peak period; and Marion Road, Miami Gardens Road, Barry Road, and Sutton Road in the P.M. peak period.

Traffic calming treatments were identified to reduce speeding and traffic volumes in the residential neighborhood. These improvements include central island narrowing, speed cushion/speed lump, speed table, neighborhood roundabouts with textured pavement, raised intersection, and full street closure.

A two-phased approach for implementing traffic calming improvements is recommended for this area. Measuring the effectiveness of the Phase 1 improvements will determine if additional Phase 2 improvements are necessary.



APPENDIX A: Meeting Notes

**West Park Traffic Calming Study Area “A”
Community Workshop Meeting Notes
April 5, 2011**

The Community Workshop meeting for the *West Park Traffic Calming Study Area “A”* was held on Tuesday, April 5, 2011, at McTyre Park. The attendees of the meeting were:

- S.L. Wolff
- Morly Petit
- Franklin Mitchell
- Ronald Nolan
- Michael Holder
- Gene Gould
- Annette Bage
- William Moritz
- John Aldinger
- Ajibola Balogun – City of West Park Administrator
- Thomas Dorsett – City of West Park Commissioner
- Eric Jones – City of West Park Mayor
- David Bannett – Kimley-Horn and Associates, Inc.
- Greg Kyle – Kimley-Horn and Associates, Inc.
- Adrian Dabkowski – Kimley-Horn and Associates, Inc.

Kimley-Horn presented an introduction to the project along with an overview of the study development. The following list describes the pertinent issues raised by area residents that were discussion topics during the meeting.

- Previous County Study of SW 46th Avenue
 - Traffic volumes did not warrant improvements
- Ronald Road
 - Speed and noise in early A.M. hours
 - Needs to be repaved
- SW 59th Terrace
 - Used as cut through when there is traffic or accidents on County Line Road or SR 7
- SW 59th Terrace and Ronald Road
 - Speeding is an issue
 - Angle of intersection makes it difficult to see
 - Not effected by school traffic
- Sutton Road
 - Stop signs slow traffic
 - Used as cut through from SR 7 to Hallandale Beach Boulevard

- Tow truck traffic is an issue
- Used as cut through northbound from SW 58th Terrace to Clifton Rd to Sutton Road
- Edmund Road
 - Problem with speeding from northwest to southeast from 3:30 to 7:30 pm
 - School buses speeding in morning
 - Used as cut through from Hallandale Beach Blvd to SW 56th Avenue
 - Examine limiting tonnage of vehicles
 - Tow truck traffic is an issue
- SW 58th Avenue
 - Hill (vertical curve) causes limited sight distance on SW 36th Street
 - School buses cut through to avoid intersection of County Line and SW 56th Avenue
- SW 36th Street
 - Used as cut through from SW 56th Avenue to County Line Road
- Barry Road
 - Speeding an issue
 - Used to avoid the intersection of SR7 and Hallandale
- Examine westbound approach offset at the intersection of NE 215th Street/County Line Road and SR 7
- Investigate potential for truck restrictions on neighborhood streets

4/5/11

WEST PARK TRAFFIC CALMING

STUDY AREA "A"

SIGN-IN

<u>NAME</u>	<u>ADDRESS</u>	<u>E-MAIL</u>
Wolff S.L.	#16 RONALD RD	
MORLY	177 MIAMI GARDENS RD	morlyretit@yahoo.com
FRANKLIN MITCHELL	115 SUTTON RD	581-8394
NOLAN, RONALD	22 RONALD RD	
Michael Holder	8 Edmund Rd	
- Gene Gould	11 EDMOND RD	581-6483 cell
Anne E Edge	5724 SW 38 St	244-3409
WILLIAM MORITZ	111 RONALD ROAD	WMORITZ@AAAHAWK
JOHN ALDINGER	3950 SW 59 AVE - WP.	954-962-3869 cell
THOMAS DORSETT	COMMISSIONER	
ERIC JONES	MAYOR	
David Bennett	Kimley-Horn & Associates, Inc.	david.bennett@kimley-horn.com

West Park Traffic Calming Study Area "A"
Traffic Calming Improvement Plan Presentation
August 4, 2011

The Improvement Plan Presentation for the *West Park Traffic Calming Study Area "A"* was held on Thursday, August 4, 2011, at the City of West Park City Hall. There were a total of 14 attendees (sign-in sheet is attached).

Kimley-Horn presented the study development synthesis, overview of the data analysis conclusions, two (2) phased traffic calming improvements, and planning level order of magnitude costs. The following summarizes the pertinent discussion topics during the meeting.

- Residents stated concerns regarding traffic for the proposed car dealership on the northeast quadrant of County Line Road and SR 7. It was explained that the proposed development was required to contribute to some of the proposed improvements in the neighborhood. It was discussed that the implementation of traffic calming devices would deter vehicle intrusion into the neighborhood from car dealership traffic.
- The residents proposed that the intersection of Barry Road, Ronald Road, and SR 7 be closed to vehicular traffic entering the neighborhood from SR 7, as the recent Florida Department of Transportation improvements are ineffective and do not deter illegal movements at the intersection. FDOT approved would be required.
- Some residents raised concerns about the effectiveness of improper roundabout design. It was discussed to add textured pavement to all proposed roundabouts as well as verifying that proper deflection of travelling vehicles occurred through the roundabout.
- Most residents preferred raised intersection improvement to textured pavement at intersections.
- City manager stated that he preferred speed tables to speed cushions/speed lumps.
- Most residents were concerned with the impact of median closures on neighborhood. In general, residents preferred option A. The less restrictive option.
- City manager explained that there will be a total of 4 meetings for residents to attend. Decisions will be taken with the agreement of attendees despite the percentage of residents that are present in the meetings. There is going to be a 5th and final meeting. In that meeting, final traffic calming improvements will be presented without the possibility of any changes.

Next Steps:

- Review improvements for intersection of Barry Road, Ronald Road, and SR 7.
- Finalize study and update costs.
- Schedule commission meeting (1st and 3rd Wednesday of every month).

West Park Traffic Calming Study – Study Area A

Study Kick-off Meeting – August 4, 2011

#	NAME	E-MAIL	ADDRESS
1	Wm. MORITZ	WMORITZ@AAAHAWK.COM	111 RONARDO ROAD
2	Sharon Zuck	SHARONZUCKS@TOL.COM	
3	Ryan Schubert	DA SCHUBERT@A1-W.COM	112 Morbin Rd.
4	Walter Marzav	mpreda@jehoo.com	108 Virginia road
5	V.D. Boileau	Jean Boileau@yahoo.com	108 VIRGINIA road
6	EM Toohin		22 Ronald Road
7	David Zuck		22 RONARDO RD.
8	THOMAS DORSETT	TOMMYDORSETT@COMCAST.NET	4760 SW 26 ST
9	Commissioner Mack	onepeache@yahoo.com	1801 S.W. 57th AV
10	Lisa Mays	LCMays@hotmail.com	3910 SW 59 AVE
11	RALPH BALKISSOON		100 VIRGINIA ROAD.
12	Aybika Bologun		
13	Vladimir Velasco		
14	Adrian Dabkowski		

**APPENDIX B:
Traffic, Speed Data, and FDOT
Peak Season Factor Category
Report**

Traffic Data

Data File : D0503078.PRN
 Station : 000000050208
 Identification : 000411638017 Interval : 15 minutes
 Start date : May 3, 11 Start time : 00:00
 Stop date : May 3, 11 Stop time : 24:00
 City/Town : West Park, Florida County : Broward
 Location : Barry Rd Bet Ronald Rd & Miami Gdns Rd

May 3 Northbound Volume for Lane 1

End Time	00	01	02	03	04	05	06	07	08	09	10	11
15	0	1	0	0	0	0	0	2	3	0	6	1
30	2	0	0	0	1	0	1	1	7	0	4	1
45	0	0	0	0	0	2	0	2	5	0	1	3
00	0	1	0	0	0	0	1	4	2	1	0	2
Hr Total	2	2	0	0	1	2	2	9	17	1	11	7

End Time	12	13	14	15	16	17	18	19	20	21	22	23
15	2	2	3	0	1	3	0	1	2	2	2	1
30	4	0	2	1	3	0	3	5	0	1	1	1
45	1	1	5	1	0	3	1	0	2	0	2	0
00	1	3	4	0	4	1	1	1	2	0	0	0
Hr Total	8	6	14	2	8	7	5	7	6	3	5	2

24 Hour Total : 127
 AM peak hour begins : 07:45 AM peak volume : 19 Peak hour factor : 0.68
 PM peak hour begins : 14:00 PM peak volume : 14 Peak hour factor : 0.70

May 3 Southbound Volume for Lane 2

End Time	00	01	02	03	04	05	06	07	08	09	10	11
15	1	1	0	0	0	0	1	3	1	3	3	2
30	5	0	0	0	1	0	1	13	7	5	3	2
45	0	0	0	0	2	2	2	6	2	5	1	3
00	1	0	0	0	0	0	2	8	8	1	3	1
Hr Total	7	1	0	0	3	2	6	30	18	14	10	8

End Time	12	13	14	15	16	17	18	19	20	21	22	23
15	4	6	8	2	6	3	9	3	3	2	1	0
30	2	7	4	5	8	4	4	2	0	1	0	0
45	4	2	5	1	3	4	6	2	3	4	4	0
00	4	4	2	3	9	2	2	4	0	2	2	1
Hr Total	14	19	19	11	26	13	21	11	6	9	7	1

24 Hour Total : 256
 AM peak hour begins : 07:00 AM peak volume : 30 Peak hour factor : 0.58
 PM peak hour begins : 16:00 PM peak volume : 26 Peak hour factor : 0.72

Traffic Survey Specialists, Inc. 624 Gardenia Terrace
 Delray Beach, Florida 33444 Phone (561) 272-3255
 Volume Report with 24 Hour Totals

Data File : D0503078.PRN
 Station : 000000050208
 Identification : 000411638017 Interval : 15 minutes
 Start date : May 3, 11 Start time : 00:00
 Stop date : May 3, 11 Stop time : 24:00
 City/Town : West Park, Florida County : Broward
 Location : Barry Rd Bet Ronald Rd & Miami Gdns Rd

May 3 Total Volume for All Lanes

End Time	00	01	02	03	04	05	06	07	08	09	10	11
15	1	2	0	0	0	0	1	5	4	3	9	3
30	7	0	0	0	2	0	2	14	14	5	7	3
45	0	0	0	0	2	4	2	8	7	5	2	6
00	1	1	0	0	0	0	3	12	10	2	3	3
Hr Total	9	3	0	0	4	4	8	39	35	15	21	15

End Time	12	13	14	15	16	17	18	19	20	21	22	23
15	6	8	11	2	7	6	9	4	5	4	3	1
30	6	7	6	6	11	4	7	7	0	2	1	1
45	5	3	10	2	3	7	7	2	5	4	6	0
00	5	7	6	3	13	3	3	5	2	2	2	1
Hr Total	22	25	33	13	34	20	26	18	12	12	12	3

24 Hour Total : 383
 AM peak hour begins : 07:00 AM peak volume : 39 Peak hour factor : 0.70
 PM peak hour begins : 13:45 PM peak volume : 34 Peak hour factor : 0.77

Traffic Survey Specialists, Inc. 624 Gardenia Terrace
 Delray Beach, Florida 33444 Phone (561) 272-3255
 Volume Report with 24 Hour Totals

 Data File : D0503060.PRN
 Station : 000000050201
 Identification : 000058410100 Interval : 15 minutes
 Start date : May 3, 11 Start time : 00:00
 Stop date : May 3, 11 Stop time : 24:00
 City/Town : West Park, Florida County : Broward
 Location : Marion Road SE of Hallandale Beach Blvd

May 3 Eastbound Volume for Lane 1

End Time	00	01	02	03	04	05	06	07	08	09	10	11
15	1	0	1	1	0	0	0	2	3	0	4	3
30	1	1	0	1	0	0	0	6	1	2	1	1
45	0	0	0	0	0	0	0	5	3	3	5	3
00	0	0	0	1	0	0	1	2	1	4	3	5
Hr Total	2	1	1	3	0	0	1	15	8	9	13	12

End Time	12	13	14	15	16	17	18	19	20	21	22	23
15	3	3	6	5	5	11	8	4	5	4	3	1
30	3	2	3	10	4	8	10	3	1	5	0	1
45	4	0	5	1	7	5	8	7	4	4	3	2
00	5	7	3	11	9	5	5	4	1	4	0	0
Hr Total	15	12	17	27	25	29	31	18	11	17	6	4

24 Hour Total : 277
 AM peak hour begins : 07:15 AM peak volume : 16 Peak hour factor : 0.67
 PM peak hour begins : 16:30 PM peak volume : 35 Peak hour factor : 0.80

May 3 Westbound Volume for Lane 2

End Time	00	01	02	03	04	05	06	07	08	09	10	11
15	2	0	0	1	0	0	0	3	1	1	1	4
30	0	0	0	0	0	0	0	0	1	3	2	1
45	0	0	0	0	0	0	0	2	2	1	3	4
00	0	0	0	0	0	1	1	2	1	3	2	1
Hr Total	2	0	0	1	0	1	1	7	5	8	8	10

End Time	12	13	14	15	16	17	18	19	20	21	22	23
15	1	3	3	2	2	5	2	3	0	0	1	0
30	1	2	3	4	2	5	2	3	5	1	1	0
45	2	1	0	4	3	4	8	4	1	2	2	1
00	1	3	4	3	4	3	2	2	1	1	0	0
Hr Total	5	9	10	13	11	17	14	12	7	4	4	1

24 Hour Total : 150
 AM peak hour begins : 10:15 AM peak volume : 11 Peak hour factor : 0.69
 PM peak hour begins : 16:45 PM peak volume : 18 Peak hour factor : 0.90

Traffic Survey Specialists, Inc. 624 Gardenia Terrace
 Delray Beach, Florida 33444 Phone (561) 272-3255
 Volume Report with 24 Hour Totals

 Data File : D0503060.PRN
 Station : 000000050201
 Identification : 000058410100 Interval : 15 minutes
 Start date : May 3, 11 Start time : 00:00
 Stop date : May 3, 11 Stop time : 24:00
 City/Town : West Park, Florida County : Broward
 Location : Marion Road SE of Hallandale Beach Blvd

May 3 Total Volume for All Lanes

End Time	00	01	02	03	04	05	06	07	08	09	10	11
15	3	0	1	2	0	0	0	5	4	1	5	7
30	1	1	0	1	0	0	0	6	2	5	3	2
45	0	0	0	0	0	0	0	7	5	4	8	7
00	0	0	0	1	0	1	2	4	2	7	5	6

Hr Total 4 1 1 4 0 1 2 22 13 17 21 22

End Time	12	13	14	15	16	17	18	19	20	21	22	23
15	4	6	9	7	7	16	10	7	5	4	4	1
30	4	4	6	14	6	13	12	6	6	6	1	1
45	6	1	5	5	10	9	16	11	5	6	5	3
00	6	10	7	14	13	8	7	6	2	5	0	0

Hr Total 20 21 27 40 36 46 45 30 18 21 10 5

24 Hour Total : 427
 AM peak hour begins : 09:45 AM peak volume : 23 Peak hour factor : 0.72
 PM peak hour begins : 16:30 PM peak volume : 52 Peak hour factor : 0.81

Traffic Survey Specialists, Inc. 624 Gardenia Terrace
 Delray Beach, Florida 33444 Phone (561) 272-3255
 Volume Report with 24 Hour Totals

 Data File : D0503087.PRN
 Station : 000000050203
 Identification : 009601260020 Interval : 15 minutes
 Start date : May 3, 11 Start time : 00:00
 Stop date : May 3, 11 Stop time : 24:00
 City/Town : West Park, Florida County : Broward
 Location : Allen Road SE of Hallandale Beach Blvd

May 3 Eastbound Volume for Lane 1

End Time	00	01	02	03	04	05	06	07	08	09	10	11
15	3	2	2	0	0	0	0	1	8	2	1	2
30	0	1	0	1	0	0	1	3	3	4	1	2
45	0	0	0	0	0	0	1	2	2	4	2	3
00	0	0	0	0	0	0	0	3	6	0	2	2
Hr Total	3	3	2	1	0	0	2	9	19	10	6	9

End Time	12	13	14	15	16	17	18	19	20	21	22	23
15	1	2	4	3	2	2	7	4	3	0	1	1
30	3	3	3	3	5	7	3	4	0	4	1	0
45	2	0	1	4	7	5	3	1	3	4	1	1
00	1	2	5	1	5	3	3	3	1	3	0	2
Hr Total	7	7	13	11	19	17	16	12	7	11	3	4

24 Hour Total : 191
 AM peak hour begins : 08:00 AM peak volume : 19 Peak hour factor : 0.59
 PM peak hour begins : 17:15 PM peak volume : 22 Peak hour factor : 0.79

May 3 Westbound Volume for Lane 2

End Time	00	01	02	03	04	05	06	07	08	09	10	11
15	0	2	2	1	0	1	1	3	10	2	3	3
30	2	1	0	0	0	1	1	7	5	2	4	2
45	1	0	0	0	0	0	4	4	5	4	3	2
00	0	0	0	1	0	0	5	6	2	0	3	6
Hr Total	3	3	2	2	0	2	11	20	22	8	13	13

End Time	12	13	14	15	16	17	18	19	20	21	22	23
15	2	4	2	4	1	3	5	2	4	3	2	2
30	1	3	4	3	2	1	3	2	4	2	1	2
45	4	0	4	1	7	2	1	7	3	3	0	1
00	1	2	2	1	5	3	4	2	2	0	0	2
Hr Total	8	9	12	9	15	9	13	13	13	8	3	7

24 Hour Total : 218
 AM peak hour begins : 07:15 AM peak volume : 27 Peak hour factor : 0.68
 PM peak hour begins : 16:15 PM peak volume : 17 Peak hour factor : 0.61

Traffic Survey Specialists, Inc. 624 Gardenia Terrace
 Delray Beach, Florida 33444 Phone (561) 272-3255
 Volume Report with 24 Hour Totals

 Data File : D0503087.PRN
 Station : 000000050203
 Identification : 009601260020 Interval : 15 minutes
 Start date : May 3, 11 Start time : 00:00
 Stop date : May 3, 11 Stop time : 24:00
 City/Town : West Park, Florida County : Broward
 Location : Allen Road SE of Hallandale Beach Blvd

May 3 Total Volume for All Lanes

End Time	00	01	02	03	04	05	06	07	08	09	10	11
15	3	4	4	1	0	1	1	4	18	4	4	5
30	2	2	0	1	0	1	2	10	8	6	5	4
45	1	0	0	0	0	0	5	6	7	8	5	5
00	0	0	0	1	0	0	5	9	8	0	5	8
Hr Total	6	6	4	3	0	2	13	29	41	18	19	22

End Time	12	13	14	15	16	17	18	19	20	21	22	23
15	3	6	6	7	3	5	12	6	7	3	3	3
30	4	6	7	6	7	8	6	6	4	6	2	2
45	6	0	5	5	14	7	4	8	6	7	1	2
00	2	4	7	2	10	6	7	5	3	3	0	4
Hr Total	15	16	25	20	34	26	29	25	20	19	6	11

24 Hour Total : 409
 AM peak hour begins : 07:15 AM peak volume : 43 Peak hour factor : 0.60
 PM peak hour begins : 16:30 PM peak volume : 37 Peak hour factor : 0.66

 Data File : D0503093.PRN
 Station : 000000050202
 Identification : 000058410088 Interval : 15 minutes
 Start date : May 3, 11 Start time : 00:00
 Stop date : May 3, 11 Stop time : 24:00
 City/Town : West Park, Florida County : Broward
 Location : Allen Road SE of Sutton Road

May 3 Eastbound Volume for Lane 1

End Time	00	01	02	03	04	05	06	07	08	09	10	11
15	2	1	0	0	0	0	1	1	4	3	3	7
30	0	0	0	0	0	0	3	6	2	1	3	1
45	0	0	0	0	0	0	2	5	6	5	1	3
00	0	0	0	0	0	1	0	5	2	1	2	1
Hr Total	2	1	0	0	0	1	6	17	14	10	9	12

End Time	12	13	14	15	16	17	18	19	20	21	22	23
15	5	4	6	5	2	3	6	3	1	2	1	0
30	3	5	3	1	6	7	5	6	3	3	2	1
45	1	0	2	4	6	3	7	1	2	2	1	2
00	1	4	1	3	7	2	2	2	3	1	1	0
Hr Total	10	13	12	13	21	15	20	12	9	8	5	3

24 Hour Total : 213
 AM peak hour begins : 07:15 AM peak volume : 20 Peak hour factor : 0.83
 PM peak hour begins : 16:30 PM peak volume : 23 Peak hour factor : 0.82

May 3 Westbound Volume for Lane 2

End Time	00	01	02	03	04	05	06	07	08	09	10	11
15	1	1	1	0	0	0	1	4	5	2	4	2
30	1	0	0	0	0	0	0	8	5	4	4	2
45	0	0	0	0	0	0	3	6	3	4	2	1
00	0	0	0	0	0	1	1	9	4	2	3	6
Hr Total	2	1	1	0	0	1	5	27	17	12	13	11

End Time	12	13	14	15	16	17	18	19	20	21	22	23
15	2	4	6	2	4	5	2	1	3	2	1	1
30	2	3	7	2	1	4	4	2	7	5	2	1
45	3	0	4	2	6	6	3	8	2	0	0	0
00	1	2	4	4	6	4	2	1	2	0	0	3
Hr Total	8	9	21	10	17	19	11	12	14	7	3	5

24 Hour Total : 226
 AM peak hour begins : 07:15 AM peak volume : 28 Peak hour factor : 0.78
 PM peak hour begins : 14:00 PM peak volume : 21 Peak hour factor : 0.75

 Data File : D0503093.PRN
 Station : 000000050202
 Identification : 000058410088 Interval : 15 minutes
 Start date : May 3, 11 Start time : 00:00
 Stop date : May 3, 11 Stop time : 24:00
 City/Town : West Park, Florida County : Broward
 Location : Allen Road SE of Sutton Road

May 3 Total Volume for All Lanes

End Time	00	01	02	03	04	05	06	07	08	09	10	11
15	3	2	1	0	0	0	2	5	9	5	7	9
30	1	0	0	0	0	0	3	14	7	5	7	3
45	0	0	0	0	0	0	5	11	9	9	3	4
00	0	0	0	0	0	2	1	14	6	3	5	7
Hr Total	4	2	1	0	0	2	11	44	31	22	22	23

End Time	12	13	14	15	16	17	18	19	20	21	22	23
15	7	8	12	7	6	8	8	4	4	4	2	1
30	5	8	10	3	7	11	9	8	10	8	4	2
45	4	0	6	6	12	9	10	9	4	2	1	2
00	2	6	5	7	13	6	4	3	5	1	1	3
Hr Total	18	22	33	23	38	34	31	24	23	15	8	8

24 Hour Total : 439
 AM peak hour begins : 07:15 AM peak volume : 48 Peak hour factor : 0.86
 PM peak hour begins : 16:30 PM peak volume : 44 Peak hour factor : 0.85

Data File : D0503081.PRN
 Station : 000000050205
 Identification : 000058410150 Interval : 15 minutes
 Start date : May 3, 11 Start time : 00:00
 Stop date : May 3, 11 Stop time : 24:00
 City/Town : West Park, Florida County : Broward
 Location : Edmund Road SE of Hallandale Beach Blvd

May 3 Eastbound Volume for Lane 1

End Time	00	01	02	03	04	05	06	07	08	09	10	11
15	2	3	2	0	0	0	0	3	1	4	2	1
30	0	2	2	0	0	0	1	17	1	2	3	3
45	1	3	0	0	0	1	3	12	1	2	4	3
00	0	0	0	0	0	0	4	4	4	2	8	4

Hr Total 3 8 4 0 0 1 8 36 7 10 17 11

End Time	12	13	14	15	16	17	18	19	20	21	22	23
15	2	7	8	3	2	3	3	4	2	7	2	0
30	5	1	3	10	4	7	2	4	2	8	2	3
45	7	7	6	3	6	7	6	7	4	4	3	3
00	6	2	4	3	7	3	11	5	2	5	1	3

Hr Total 20 17 21 19 19 20 22 20 10 24 8 9

24 Hour Total : 314
 AM peak hour begins : 06:45 AM peak volume : 36 Peak hour factor : 0.53
 PM peak hour begins : 18:45 PM peak volume : 26 Peak hour factor : 0.59

May 3 Westbound Volume for Lane 2

End Time	00	01	02	03	04	05	06	07	08	09	10	11
15	0	0	1	0	0	0	3	0	3	1	1	2
30	0	0	0	0	0	0	0	1	6	3	2	2
45	1	0	1	0	0	0	1	5	2	1	2	1
00	0	0	0	0	0	0	1	3	2	0	2	3

Hr Total 1 0 2 0 0 0 5 9 13 5 7 8

End Time	12	13	14	15	16	17	18	19	20	21	22	23
15	0	1	0	2	5	1	2	1	0	1	0	0
30	4	1	4	2	3	1	0	3	1	2	1	2
45	2	1	4	3	5	2	3	0	0	0	0	1
00	1	0	1	1	1	4	4	3	1	1	1	1

Hr Total 7 3 9 8 14 8 9 7 2 4 2 4

24 Hour Total : 127
 AM peak hour begins : 07:30 AM peak volume : 17 Peak hour factor : 0.71
 PM peak hour begins : 15:45 PM peak volume : 14 Peak hour factor : 0.70

Traffic Survey Specialists, Inc. 624 Gardenia Terrace
 Delray Beach, Florida 33444 Phone (561) 272-3255
 Volume Report with 24 Hour Totals

Data File : D0503081.PRN
 Station : 000000050205
 Identification : 000058410150 Interval : 15 minutes
 Start date : May 3, 11 Start time : 00:00
 Stop date : May 3, 11 Stop time : 24:00
 City/Town : West Park, Florida County : Broward
 Location : Edmund Road SE of Hallandale Beach Blvd

May 3 Total Volume for All Lanes

End Time	00	01	02	03	04	05	06	07	08	09	10	11
15	2	3	3	0	0	0	3	3	4	5	3	3
30	0	2	2	0	0	0	1	18	7	5	5	5
45	2	3	1	0	0	1	4	17	3	3	6	4
00	0	0	0	0	0	0	5	7	6	2	10	7

Hr Total 4 8 6 0 0 1 13 45 20 15 24 19

End Time	12	13	14	15	16	17	18	19	20	21	22	23
15	2	8	8	5	7	4	5	5	2	8	2	0
30	9	2	7	12	7	8	2	7	3	10	3	5
45	9	8	10	6	11	9	9	7	4	4	3	4
00	7	2	5	4	8	7	15	8	3	6	2	4

Hr Total 27 20 30 27 33 28 31 27 12 28 10 13

24 Hour Total : 441
 AM peak hour begins : 07:15 AM peak volume : 46 Peak hour factor : 0.64
 PM peak hour begins : 18:30 PM peak volume : 36 Peak hour factor : 0.60

Data File : D0503090.PRN
 Station : 000000050204
 Identification : 009602620018 Interval : 15 minutes
 Start date : May 3, 11 Start time : 00:00
 Stop date : May 3, 11 Stop time : 24:00
 City/Town : West Park, Florida County : Broward
 Location : Edmund Road SE of Sutton Road

May 3 Eastbound Volume for Lane 1

End Time	00	01	02	03	04	05	06	07	08	09	10	11
15	1	1	0	0	0	0	2	2	3	3	1	0
30	0	0	0	0	0	0	0	21	2	4	1	2
45	0	1	0	0	0	4	3	14	3	1	0	2
00	0	0	0	0	0	0	5	6	4	1	1	1
Hr Total	1	2	0	0	0	4	10	43	12	9	3	5

End Time	12	13	14	15	16	17	18	19	20	21	22	23
15	1	3	9	2	1	1	3	1	5	6	0	2
30	2	1	3	5	3	3	0	3	4	5	3	2
45	2	1	1	3	5	4	5	6	2	1	0	2
00	1	3	1	1	2	2	3	3	1	0	1	1
Hr Total	6	8	14	11	11	10	11	13	12	12	4	7

24 Hour Total : 208
 AM peak hour begins : 07:15 AM peak volume : 44 Peak hour factor : 0.52
 PM peak hour begins : 19:30 PM peak volume : 18 Peak hour factor : 0.75

May 3 Westbound Volume for Lane 2

End Time	00	01	02	03	04	05	06	07	08	09	10	11
15	2	0	0	0	0	0	2	1	9	1	5	0
30	3	1	0	0	0	0	0	5	4	3	4	3
45	2	0	0	0	0	0	2	5	7	2	1	4
00	0	1	0	0	0	0	0	2	0	0	0	1
Hr Total	7	2	0	0	0	0	4	13	20	6	10	8

End Time	12	13	14	15	16	17	18	19	20	21	22	23
15	0	1	2	2	4	3	2	5	0	2	0	0
30	2	8	10	1	2	0	3	1	3	1	2	1
45	1	0	3	2	3	1	0	1	0	3	1	1
00	2	3	1	2	2	8	1	9	6	2	3	1
Hr Total	5	12	16	7	11	12	6	16	9	8	6	3

24 Hour Total : 181
 AM peak hour begins : 07:45 AM peak volume : 22 Peak hour factor : 0.61
 PM peak hour begins : 13:45 PM peak volume : 18 Peak hour factor : 0.45

Traffic Survey Specialists, Inc. 624 Gardenia Terrace
 Delray Beach, Florida 33444 Phone (561) 272-3255
 Volume Report with 24 Hour Totals

Data File : D0503090.PRN
 Station : 000000050204
 Identification : 009602620018 Interval : 15 minutes
 Start date : May 3, 11 Start time : 00:00
 Stop date : May 3, 11 Stop time : 24:00
 City/Town : West Park, Florida County : Broward
 Location : Edmund Road SE of Sutton Road

May 3 Total Volume for All Lanes

End Time	00	01	02	03	04	05	06	07	08	09	10	11
15	3	1	0	0	0	0	4	3	12	4	6	0
30	3	1	0	0	0	0	0	26	6	7	5	5
45	2	1	0	0	0	4	5	19	10	3	1	6
00	0	1	0	0	0	0	5	8	4	1	1	2
Hr Total	8	4	0	0	0	4	14	56	32	15	13	13

End Time	12	13	14	15	16	17	18	19	20	21	22	23
15	1	4	11	4	5	4	5	6	5	8	0	2
30	4	9	13	6	5	3	3	4	7	6	5	3
45	3	1	4	5	8	5	5	7	2	4	1	3
00	3	6	2	3	4	10	4	12	7	2	4	2
Hr Total	11	20	30	18	22	22	17	29	21	20	10	10

24 Hour Total : 389
 AM peak hour begins : 07:15 AM peak volume : 65 Peak hour factor : 0.63
 PM peak hour begins : 13:45 PM peak volume : 34 Peak hour factor : 0.65

Data File : D0503075.PRN
 Station : 000000050207
 Identification : 000058410087 Interval : 15 minutes
 Start date : May 3, 11 Start time : 00:00
 Stop date : May 3, 11 Stop time : 24:00
 City/Town : West Park, Florida County : Broward
 Location : Miami Gardens Road SE of Barry Road

May 3 Eastbound Volume for Lane 1

End Time	00	01	02	03	04	05	06	07	08	09	10	11
15	2	1	0	0	0	0	2	5	2	3	8	6
30	3	0	0	0	2	2	6	8	5	7	5	1
45	1	0	0	0	0	2	1	4	1	1	5	3
00	0	0	0	1	0	3	2	3	4	4	7	4

Hr Total 6 1 0 1 2 7 11 20 12 15 25 14

End Time	12	13	14	15	16	17	18	19	20	21	22	23
15	4	4	8	5	3	13	15	8	5	5	9	4
30	2	6	5	10	12	17	10	6	5	8	2	2
45	5	1	5	5	12	8	9	5	6	5	1	3
00	4	6	4	5	12	7	7	3	4	5	4	3

Hr Total 15 17 22 25 39 45 41 22 20 23 16 12

24 Hour Total : 411
 AM peak hour begins : 10:00 AM peak volume : 25 Peak hour factor : 0.78
 PM peak hour begins : 16:30 PM peak volume : 54 Peak hour factor : 0.79

May 3 Westbound Volume for Lane 2

End Time	00	01	02	03	04	05	06	07	08	09	10	11
15	1	1	1	0	0	0	1	4	1	4	4	4
30	4	0	0	0	1	1	1	14	5	5	2	4
45	1	3	0	1	3	3	1	7	3	3	4	3
00	2	0	0	0	0	2	4	5	5	1	6	2

Hr Total 8 4 1 1 4 6 7 30 14 13 16 13

End Time	12	13	14	15	16	17	18	19	20	21	22	23
15	3	2	6	5	7	6	12	3	1	1	3	0
30	2	5	6	6	5	4	4	2	0	2	0	1
45	0	1	7	2	3	3	6	4	3	5	5	0
00	4	6	2	4	8	5	1	5	2	3	2	2

Hr Total 9 14 21 17 23 18 23 14 6 11 10 3

24 Hour Total : 286
 AM peak hour begins : 07:00 AM peak volume : 30 Peak hour factor : 0.54
 PM peak hour begins : 17:45 PM peak volume : 27 Peak hour factor : 0.56

 Data File : D0503075.PRN
 Station : 000000050207
 Identification : 000058410087 Interval : 15 minutes
 Start date : May 3, 11 Start time : 00:00
 Stop date : May 3, 11 Stop time : 24:00
 City/Town : West Park, Florida County : Broward
 Location : Miami Gardens Road SE of Barry Road

May 3 Total Volume for All Lanes

End Time	00	01	02	03	04	05	06	07	08	09	10	11
15	3	2	1	0	0	0	3	9	3	7	12	10
30	7	0	0	0	3	3	7	22	10	12	7	5
45	2	3	0	1	3	5	2	11	4	4	9	6
00	2	0	0	1	0	5	6	8	9	5	13	6
Hr Total	14	5	1	2	6	13	18	50	26	28	41	27

End Time	12	13	14	15	16	17	18	19	20	21	22	23
15	7	6	14	10	10	19	27	11	6	6	12	4
30	4	11	11	16	17	21	14	8	5	10	2	3
45	5	2	12	7	15	11	15	9	9	10	6	3
00	8	12	6	9	20	12	8	8	6	8	6	5
Hr Total	24	31	43	42	62	63	64	36	26	34	26	15

24 Hour Total : 697
 AM peak hour begins : 07:00 AM peak volume : 50 Peak hour factor : 0.57
 PM peak hour begins : 16:30 PM peak volume : 75 Peak hour factor : 0.89

Traffic Survey Specialists, Inc. 624 Gardenia Terrace
 Delray Beach, Florida 33444 Phone (561) 272-3255
 Volume Report with 24 Hour Totals

Data File : D0503084.PRN
 Station : 000000050206
 Identification : 000110252088 Interval : 15 minutes
 Start date : May 3, 11 Start time : 00:00
 Stop date : May 3, 11 Stop time : 24:00
 City/Town : West Park, Florida County : Broward
 Location : Miami Gardens Road SE of Sutton Road

May 3 Eastbound Volume for Lane 1

End Time	00	01	02	03	04	05	06	07	08	09	10	11
15	0	1	1	0	0	0	1	2	2	2	1	0
30	1	0	1	0	0	1	0	9	3	2	1	2
45	2	0	0	0	0	4	1	8	3	0	4	2
00	1	1	0	1	0	1	0	4	6	3	7	1
Hr Total	4	2	2	1	0	6	2	23	14	7	13	5

End Time	12	13	14	15	16	17	18	19	20	21	22	23
15	6	6	5	5	4	8	3	5	5	2	2	1
30	2	3	8	5	2	12	5	6	2	5	3	2
45	0	2	1	3	6	6	3	3	4	3	0	1
00	4	7	8	1	5	4	3	1	4	4	1	2
Hr Total	12	18	22	14	17	30	14	15	15	14	6	6

24 Hour Total : 262
 AM peak hour begins : 07:00 AM peak volume : 23 Peak hour factor : 0.64
 PM peak hour begins : 16:30 PM peak volume : 31 Peak hour factor : 0.65

May 3 Westbound Volume for Lane 2

End Time	00	01	02	03	04	05	06	07	08	09	10	11
15	1	0	0	2	0	0	1	4	2	2	1	1
30	2	2	0	0	0	1	0	11	3	1	0	6
45	0	0	1	0	2	2	3	5	3	3	1	3
00	2	0	0	1	0	1	5	3	4	6	3	2
Hr Total	5	2	1	3	2	4	9	23	12	12	5	12

End Time	12	13	14	15	16	17	18	19	20	21	22	23
15	5	4	3	1	7	6	5	6	0	3	0	0
30	1	4	6	5	3	2	6	3	3	4	1	5
45	0	2	5	2	3	6	5	7	2	6	3	3
00	6	4	4	8	4	8	2	4	5	0	0	1
Hr Total	12	14	18	16	17	22	18	20	10	13	4	9

24 Hour Total : 263
 AM peak hour begins : 06:45 AM peak volume : 25 Peak hour factor : 0.57
 PM peak hour begins : 17:30 PM peak volume : 25 Peak hour factor : 0.78

Data File : D0503084.PRN
 Station : 000000050206
 Identification : 000110252088 Interval : 15 minutes
 Start date : May 3, 11 Start time : 00:00
 Stop date : May 3, 11 Stop time : 24:00
 City/Town : West Park, Florida County : Broward
 Location : Miami Gardens Road SE of Sutton Road

May 3 Total Volume for All Lanes

End Time	00	01	02	03	04	05	06	07	08	09	10	11
15	1	1	1	2	0	0	2	6	4	4	2	1
30	3	2	1	0	0	2	0	20	6	3	1	8
45	2	0	1	0	2	6	4	13	6	3	5	5
00	3	1	0	2	0	2	5	7	10	9	10	3
Hr Total	9	4	3	4	2	10	11	46	26	19	18	17

End Time	12	13	14	15	16	17	18	19	20	21	22	23
15	11	10	8	6	11	14	8	11	5	5	2	1
30	3	7	14	10	5	14	11	9	5	9	4	7
45	0	4	6	5	9	12	8	10	6	9	3	4
00	10	11	12	9	9	12	5	5	9	4	1	3
Hr Total	24	32	40	30	34	52	32	35	25	27	10	15

24 Hour Total : 525
 AM peak hour begins : 07:00 AM peak volume : 46 Peak hour factor : 0.57
 PM peak hour begins : 17:00 PM peak volume : 52 Peak hour factor : 0.93

Traffic Survey Specialists, Inc. 624 Gardenia Terrace
 Delray Beach, Florida 33444 Phone (561) 272-3255
 Volume Report with 24 Hour Totals

Data File : D0503096.PRN
 Station : 000000050209
 Identification : 000110252098 Interval : 15 minutes
 Start date : May 3, 11 Start time : 00:00
 Stop date : May 3, 11 Stop time : 24:00
 City/Town : West Park, Florida County : Broward
 Location : Ronald Road SE of SW 59 Terrace

May 3 Eastbound Volume for Lane 1

End Time	00	01	02	03	04	05	06	07	08	09	10	11
15	0	0	1	0	0	0	0	0	3	2	4	1
30	2	1	0	0	0	2	3	1	3	0	4	2
45	1	0	0	0	0	0	0	4	3	1	1	0
00	1	1	0	0	0	0	1	1	6	1	1	4
Hr Total	4	2	1	0	0	2	4	6	15	4	10	7

End Time	12	13	14	15	16	17	18	19	20	21	22	23
15	1	3	2	5	0	1	1	5	2	4	3	3
30	0	3	1	0	3	4	3	1	2	1	2	1
45	4	1	3	1	2	2	3	5	1	1	1	1
00	3	3	9	4	4	1	3	2	1	1	0	1
Hr Total	8	10	15	10	9	8	10	13	6	7	6	6

24 Hour Total : 163
 AM peak hour begins : 08:00 AM peak volume : 15 Peak hour factor : 0.63
 PM peak hour begins : 14:15 PM peak volume : 18 Peak hour factor : 0.50

May 3 Westbound Volume for Lane 2

End Time	00	01	02	03	04	05	06	07	08	09	10	11
15	1	1	0	0	0	0	0	3	5	3	3	2
30	2	0	0	0	1	0	3	6	8	0	2	3
45	0	0	0	1	0	0	4	3	2	6	1	2
00	1	0	0	0	0	0	4	5	5	4	4	1
Hr Total	4	1	0	1	1	0	11	17	20	13	10	8

End Time	12	13	14	15	16	17	18	19	20	21	22	23
15	4	1	1	0	3	1	3	4	4	0	2	0
30	2	6	3	2	3	8	10	0	2	1	1	1
45	1	0	5	6	4	4	3	5	2	2	4	1
00	4	3	1	3	4	3	5	1	3	1	1	0
Hr Total	11	10	10	11	14	16	21	10	11	4	8	2

24 Hour Total : 214
 AM peak hour begins : 07:30 AM peak volume : 21 Peak hour factor : 0.66
 PM peak hour begins : 18:15 PM peak volume : 22 Peak hour factor : 0.55

Data File : D0503096.PRN
 Station : 000000050209
 Identification : 000110252098 Interval : 15 minutes
 Start date : May 3, 11 Start time : 00:00
 Stop date : May 3, 11 Stop time : 24:00
 City/Town : West Park, Florida County : Broward
 Location : Ronald Road SE of SW 59 Terrace

May 3 Total Volume for All Lanes

End Time	00	01	02	03	04	05	06	07	08	09	10	11
15	1	1	1	0	0	0	0	3	8	5	7	3
30	4	1	0	0	1	2	6	7	11	0	6	5
45	1	0	0	1	0	0	4	7	5	7	2	2
00	2	1	0	0	0	0	5	6	11	5	5	5
Hr Total	8	3	1	1	1	2	15	23	35	17	20	15

End Time	12	13	14	15	16	17	18	19	20	21	22	23
15	5	4	3	5	3	2	4	9	6	4	5	3
30	2	9	4	2	6	12	13	1	4	2	3	2
45	5	1	8	7	6	6	6	10	3	3	5	2
00	7	6	10	7	8	4	8	3	4	2	1	1
Hr Total	19	20	25	21	23	24	31	23	17	11	14	8

24 Hour Total : 377
 AM peak hour begins : 08:00 AM peak volume : 35 Peak hour factor : 0.80
 PM peak hour begins : 18:15 PM peak volume : 36 Peak hour factor : 0.69

Traffic Survey Specialists, Inc. 624 Gardenia Terrace
 Delray Beach, Florida 33444 Phone (561) 272-3255
 Volume Report with 24 Hour Totals

 Data File : D0503063.PRN
 Station : 000000050210
 Identification : 000058410116 Interval : 15 minutes
 Start date : May 3, 11 Start time : 00:00
 Stop date : May 3, 11 Stop time : 24:00
 City/Town : West Park, Florida County : Broward
 Location : Ronald Road SE of Sutton Road

May 3 Eastbound Volume for Lane 1

End Time	00	01	02	03	04	05	06	07	08	09	10	11
15	2	0	1	0	0	0	1	2	6	2	1	2
30	1	1	0	0	1	0	1	4	1	2	1	1
45	0	0	0	0	0	0	4	5	2	0	3	1
00	0	0	0	0	0	1	3	4	2	0	0	3
Hr Total	3	1	1	0	1	1	9	15	11	4	5	7

End Time	12	13	14	15	16	17	18	19	20	21	22	23
15	1	2	4	6	1	10	1	4	5	4	2	1
30	0	3	3	3	4	3	9	2	0	2	0	2
45	2	1	2	0	1	5	6	3	0	2	0	0
00	0	3	1	1	4	1	1	4	1	1	0	0
Hr Total	3	9	10	10	10	19	17	13	6	9	2	3

24 Hour Total : 169
 AM peak hour begins : 07:15 AM peak volume : 19 Peak hour factor : 0.79
 PM peak hour begins : 16:45 PM peak volume : 22 Peak hour factor : 0.55

May 3 Westbound Volume for Lane 2

End Time	00	01	02	03	04	05	06	07	08	09	10	11
15	2	1	0	0	0	0	0	1	2	1	0	2
30	3	0	0	0	1	0	1	3	2	1	2	1
45	0	0	0	1	0	0	2	4	3	3	2	1
00	0	0	0	0	0	0	1	1	2	0	1	1
Hr Total	5	1	0	1	1	0	4	9	9	5	5	5

End Time	12	13	14	15	16	17	18	19	20	21	22	23
15	3	2	3	4	4	4	2	4	5	0	3	1
30	1	4	4	1	6	7	5	3	3	2	0	2
45	0	1	6	3	2	4	5	5	3	2	2	2
00	2	2	0	3	4	6	0	1	4	3	0	0
Hr Total	6	9	13	11	16	21	12	13	15	7	5	5

24 Hour Total : 178
 AM peak hour begins : 07:15 AM peak volume : 10 Peak hour factor : 0.63
 PM peak hour begins : 17:00 PM peak volume : 21 Peak hour factor : 0.75

Traffic Survey Specialists, Inc. 624 Gardenia Terrace
 Delray Beach, Florida 33444 Phone (561) 272-3255
 Volume Report with 24 Hour Totals

 Data File : D0503063.PRN
 Station : 000000050210
 Identification : 000058410116 Interval : 15 minutes
 Start date : May 3, 11 Start time : 00:00
 Stop date : May 3, 11 Stop time : 24:00
 City/Town : West Park, Florida County : Broward
 Location : Ronald Road SE of Sutton Road

May 3 Total Volume for All Lanes

End Time	00	01	02	03	04	05	06	07	08	09	10	11
15	4	1	1	0	0	0	1	3	8	3	1	4
30	4	1	0	0	2	0	2	7	3	3	3	2
45	0	0	0	1	0	0	6	9	5	3	5	2
00	0	0	0	0	0	1	4	5	4	0	1	4
Hr Total	8	2	1	1	2	1	13	24	20	9	10	12

End Time	12	13	14	15	16	17	18	19	20	21	22	23
15	4	4	7	10	5	14	3	8	10	4	5	2
30	1	7	7	4	10	10	14	5	3	4	0	4
45	2	2	8	3	3	9	11	8	3	4	2	2
00	2	5	1	4	8	7	1	5	5	4	0	0
Hr Total	9	18	23	21	26	40	29	26	21	16	7	8

24 Hour Total : 347
 AM peak hour begins : 07:15 AM peak volume : 29 Peak hour factor : 0.81
 PM peak hour begins : 16:45 PM peak volume : 41 Peak hour factor : 0.73

Traffic Survey Specialists, Inc. 624 Gardenia Terrace
 Delray Beach, Florida 33444 Phone (561) 272-3255
 Volume Report with 24 Hour Totals

Data File : D0503066.PRN
 Station : 000000050212
 Identification : 000058410136 Interval : 15 minutes
 Start date : May 3, 11 Start time : 00:00
 Stop date : May 3, 11 Stop time : 24:00
 City/Town : West Park, Florida County : Broward
 Location : Virginia Road SE of SW 59 Terrace

May 3 Eastbound Volume for Lane 1

End Time	00	01	02	03	04	05	06	07	08	09	10	11
15	0	0	0	0	0	1	0	0	0	1	0	2
30	0	0	0	1	0	0	1	2	2	0	0	3
45	2	3	0	0	0	0	0	2	1	0	1	0
00	1	0	0	0	0	1	0	2	0	2	1	0

Hr Total 3 3 0 1 0 2 1 6 3 3 2 5

End Time	12	13	14	15	16	17	18	19	20	21	22	23
15	1	1	1	0	0	2	0	0	3	1	0	1
30	0	1	2	3	3	0	1	2	1	0	0	0
45	1	1	1	0	0	3	1	2	1	1	0	0
00	1	3	3	2	1	0	0	0	1	1	0	0

Hr Total 3 6 7 5 4 5 2 4 6 3 0 1

24 Hour Total : 75
 AM peak hour begins : 10:30 AM peak volume : 7 Peak hour factor : 0.58
 PM peak hour begins : 13:30 PM peak volume : 7 Peak hour factor : 0.58

May 3 Westbound Volume for Lane 2

End Time	00	01	02	03	04	05	06	07	08	09	10	11
15	0	1	0	0	0	0	0	4	1	0	1	2
30	0	1	0	0	0	0	1	6	1	0	0	0
45	0	2	0	0	0	0	1	2	1	3	2	4
00	1	0	0	0	0	0	0	5	3	2	1	0

Hr Total 1 4 0 0 0 0 2 17 6 5 4 6

End Time	12	13	14	15	16	17	18	19	20	21	22	23
15	1	2	0	1	2	1	2	3	1	0	4	0
30	1	1	3	1	0	3	2	1	5	4	1	0
45	0	0	1	1	0	2	3	2	3	0	1	1
00	3	2	5	2	2	3	1	4	1	2	1	1

Hr Total 5 5 9 5 4 9 8 10 10 6 7 2

24 Hour Total : 125
 AM peak hour begins : 07:00 AM peak volume : 17 Peak hour factor : 0.71
 PM peak hour begins : 19:45 PM peak volume : 13 Peak hour factor : 0.65

Data File : D0503066.PRN
 Station : 000000050212
 Identification : 000058410136 Interval : 15 minutes
 Start date : May 3, 11 Start time : 00:00
 Stop date : May 3, 11 Stop time : 24:00
 City/Town : West Park, Florida County : Broward
 Location : Virginia Road SE of SW 59 Terrace

May 3 Total Volume for All Lanes

End Time	00	01	02	03	04	05	06	07	08	09	10	11
15	0	1	0	0	0	1	0	4	1	1	1	4
30	0	1	0	1	0	0	2	8	3	0	0	3
45	2	5	0	0	0	0	1	4	2	3	3	4
00	2	0	0	0	0	1	0	7	3	4	2	0
Hr Total	4	7	0	1	0	2	3	23	9	8	6	11

End Time	12	13	14	15	16	17	18	19	20	21	22	23
15	2	3	1	1	2	3	2	3	4	1	4	1
30	1	2	5	4	3	3	3	3	6	4	1	0
45	1	1	2	1	0	5	4	4	4	1	1	1
00	4	5	8	4	3	3	1	4	2	3	1	1
Hr Total	8	11	16	10	8	14	10	14	16	9	7	3

24 Hour Total : 200
 AM peak hour begins : 07:00 AM peak volume : 23 Peak hour factor : 0.72
 PM peak hour begins : 19:30 PM peak volume : 18 Peak hour factor : 0.75

Data File : D0503054.PRN
 Station : 000000050213
 Identification : 000210321024 Interval : 15 minutes
 Start date : May 3, 11 Start time : 00:00
 Stop date : May 3, 11 Stop time : 24:00
 City/Town : West Park, Florida County : Broward
 Location : SW 59 Ter bet Thomas Rd & Virginia Rd

May 3 Northbound Volume for Lane 1

End Time	00	01	02	03	04	05	06	07	08	09	10	11
15	1	1	0	0	0	1	3	5	8	2	2	1
30	2	1	0	1	3	1	2	2	8	2	6	6
45	0	0	0	0	0	3	4	4	2	5	6	6
00	1	0	0	1	2	1	6	3	7	1	2	5
Hr Total	4	2	0	2	5	6	15	14	25	10	16	18

End Time	12	13	14	15	16	17	18	19	20	21	22	23
15	5	3	4	6	0	1	4	6	4	0	3	0
30	2	2	6	4	5	0	5	4	2	4	2	2
45	4	0	7	2	6	3	7	5	5	0	2	2
00	2	1	3	5	2	4	2	3	3	2	3	1
Hr Total	13	6	20	17	13	8	18	18	14	6	10	5

24 Hour Total : 265
 AM peak hour begins : 08:00 AM peak volume : 25 Peak hour factor : 0.78
 PM peak hour begins : 14:15 PM peak volume : 22 Peak hour factor : 0.79

May 3 Southbound Volume for Lane 2

End Time	00	01	02	03	04	05	06	07	08	09	10	11
15	0	1	0	0	1	0	0	2	4	0	1	0
30	1	0	0	1	0	0	0	3	0	1	2	3
45	0	0	0	0	0	1	2	0	1	3	0	4
00	1	1	0	1	0	1	3	1	3	1	2	2
Hr Total	2	2	0	2	1	2	5	6	8	5	5	9

End Time	12	13	14	15	16	17	18	19	20	21	22	23
15	3	3	1	1	4	6	3	4	3	0	1	0
30	0	0	3	2	1	8	2	1	1	3	1	0
45	3	2	6	3	4	3	3	5	0	0	2	2
00	3	2	1	1	4	0	1	5	1	0	1	0
Hr Total	9	7	11	7	13	17	9	15	5	3	5	2

24 Hour Total : 150
 AM peak hour begins : 11:15 AM peak volume : 12 Peak hour factor : 0.75
 PM peak hour begins : 16:30 PM peak volume : 22 Peak hour factor : 0.69

Data File : D0503054.PRN
 Station : 000000050213
 Identification : 000210321024 Interval : 15 minutes
 Start date : May 3, 11 Start time : 00:00
 Stop date : May 3, 11 Stop time : 24:00
 City/Town : West Park, Florida County : Broward
 Location : SW 59 Ter bet Thomas Rd & Virginia Rd

May 3 Total Volume for All Lanes

End Time	00	01	02	03	04	05	06	07	08	09	10	11
15	1	2	0	0	1	1	3	7	12	2	3	1
30	3	1	0	2	3	1	2	5	8	3	8	9
45	0	0	0	0	0	4	6	4	3	8	6	10
00	2	1	0	2	2	2	9	4	10	2	4	7
Hr Total	6	4	0	4	6	8	20	20	33	15	21	27

End Time	12	13	14	15	16	17	18	19	20	21	22	23
15	8	6	5	7	4	7	7	10	7	0	4	0
30	2	2	9	6	6	8	7	5	3	7	3	2
45	7	2	13	5	10	6	10	10	5	0	4	4
00	5	3	4	6	6	4	3	8	4	2	4	1
Hr Total	22	13	31	24	26	25	27	33	19	9	15	7

24 Hour Total : 415
 AM peak hour begins : 11:15 AM peak volume : 34 Peak hour factor : 0.85
 PM peak hour begins : 14:15 PM peak volume : 33 Peak hour factor : 0.63

Data File : D0503072.PRN
 Station : 000000050211
 Identification : 009601100008 Interval : 15 minutes
 Start date : May 3, 11 Start time : 00:00
 Stop date : May 3, 11 Stop time : 24:00
 City/Town : West Park, Florida County : Broward
 Location : Sutton Rd bet Virginia Rd & Ronald Rd

May 3 Northbound Volume for Lane 1

End Time	00	01	02	03	04	05	06	07	08	09	10	11
15	2	2	1	1	0	3	4	8	11	12	8	10
30	3	2	2	0	0	3	10	13	14	6	6	11
45	5	1	0	1	0	0	4	11	11	8	4	9
00	4	0	1	0	0	1	9	14	12	8	7	3
Hr Total	14	5	4	2	0	7	27	46	48	34	25	33

End Time	12	13	14	15	16	17	18	19	20	21	22	23
15	6	8	6	15	13	9	15	9	8	8	6	5
30	6	7	8	10	14	16	21	9	12	4	6	3
45	16	7	15	6	15	11	15	7	2	8	5	4
00	3	9	15	9	15	12	11	9	5	6	3	2
Hr Total	31	31	44	40	57	48	62	34	27	26	20	14

24 Hour Total : 679
 AM peak hour begins : 07:30 AM peak volume : 50 Peak hour factor : 0.89
 PM peak hour begins : 17:45 PM peak volume : 63 Peak hour factor : 0.75

May 3 Southbound Volume for Lane 2

End Time	00	01	02	03	04	05	06	07	08	09	10	11
15	2	2	2	1	0	0	0	9	9	5	8	8
30	4	5	0	0	0	2	8	10	12	8	9	10
45	2	1	1	0	1	1	4	9	6	5	8	9
00	2	0	0	1	0	2	4	9	10	7	3	13
Hr Total	10	8	3	2	1	5	16	37	37	25	28	40

End Time	12	13	14	15	16	17	18	19	20	21	22	23
15	7	9	8	4	11	15	9	9	7	6	6	4
30	8	6	14	17	12	15	17	10	7	6	3	4
45	13	8	11	6	15	19	11	8	10	3	2	5
00	13	2	12	10	17	12	18	9	4	5	5	2
Hr Total	41	25	45	37	55	61	55	36	28	20	16	15

24 Hour Total : 646
 AM peak hour begins : 11:00 AM peak volume : 40 Peak hour factor : 0.77
 PM peak hour begins : 16:45 PM peak volume : 66 Peak hour factor : 0.87

Traffic Survey Specialists, Inc. 624 Gardenia Terrace
 Delray Beach, Florida 33444 Phone (561) 272-3255
 Volume Report with 24 Hour Totals

 Data File : D0503072.PRN
 Station : 000000050211
 Identification : 009601100008 Interval : 15 minutes
 Start date : May 3, 11 Start time : 00:00
 Stop date : May 3, 11 Stop time : 24:00
 City/Town : West Park, Florida County : Broward
 Location : Sutton Rd bet Virginia Rd & Ronald Rd

May 3 Total Volume for All Lanes

End Time	00	01	02	03	04	05	06	07	08	09	10	11
15	4	4	3	2	0	3	4	17	20	17	16	18
30	7	7	2	0	0	5	18	23	26	14	15	21
45	7	2	1	1	1	1	8	20	17	13	12	18
00	6	0	1	1	0	3	13	23	22	15	10	16
Hr Total	24	13	7	4	1	12	43	83	85	59	53	73

End Time	12	13	14	15	16	17	18	19	20	21	22	23
15	13	17	14	19	24	24	24	18	15	14	12	9
30	14	13	22	27	26	31	38	19	19	10	9	7
45	29	15	26	12	30	30	26	15	12	11	7	9
00	16	11	27	19	32	24	29	18	9	11	8	4
Hr Total	72	56	89	77	112	109	117	70	55	46	36	29

24 Hour Total : 1325
 AM peak hour begins : 07:30 AM peak volume : 89 Peak hour factor : 0.86
 PM peak hour begins : 16:30 PM peak volume : 117 Peak hour factor : 0.91

Traffic Survey Specialists, Inc. 624 Gardenia Terrace
 Delray Beach, Florida 33444 Phone (561) 272-3255
 Volume Report with 24 Hour Totals

 Data File : D0503039.PRN
 Station : 000000050216
 Identification : 009601100039 Interval : 15 minutes
 Start date : May 3, 11 Start time : 00:00
 Stop date : May 3, 11 Stop time : 24:00
 City/Town : West Park, Florida County : Broward
 Location : Clifton Road SE of Sutton Road

May 3 Eastbound Volume for Lane 1

End Time	00	01	02	03	04	05	06	07	08	09	10	11
15	0	1	0	0	0	0	3	3	1	3	3	2
30	0	1	0	0	0	1	1	3	6	4	4	4
45	0	1	0	0	0	0	6	1	1	3	2	0
00	1	1	0	0	0	1	2	1	5	3	3	4
Hr Total	1	4	0	0	0	2	12	8	13	13	12	10

End Time	12	13	14	15	16	17	18	19	20	21	22	23
15	2	3	5	3	7	4	8	2	2	1	2	2
30	1	2	6	6	1	4	4	3	2	4	1	2
45	2	3	8	4	7	2	2	3	4	1	3	1
00	0	3	2	2	2	3	6	3	1	2	0	0
Hr Total	5	11	21	15	17	13	20	11	9	8	6	5

24 Hour Total : 216
 AM peak hour begins : 08:15 AM peak volume : 15 Peak hour factor : 0.63
 PM peak hour begins : 13:45 PM peak volume : 22 Peak hour factor : 0.69

May 3 Westbound Volume for Lane 2

End Time	00	01	02	03	04	05	06	07	08	09	10	11
15	1	0	0	0	0	1	1	0	4	3	3	0
30	0	1	1	0	0	0	0	2	2	0	3	1
45	0	0	0	0	0	0	2	4	1	0	3	1
00	1	1	0	0	0	1	2	5	4	0	2	1
Hr Total	2	2	1	0	0	2	5	11	11	3	11	3

End Time	12	13	14	15	16	17	18	19	20	21	22	23
15	1	3	2	3	4	2	7	4	0	1	0	2
30	1	0	6	4	6	2	4	0	2	4	3	1
45	0	4	3	2	5	1	5	1	0	1	0	1
00	1	3	0	4	5	2	1	4	4	1	2	0
Hr Total	3	10	11	13	20	7	17	9	6	7	5	4

24 Hour Total : 163
 AM peak hour begins : 07:15 AM peak volume : 15 Peak hour factor : 0.75
 PM peak hour begins : 16:00 PM peak volume : 20 Peak hour factor : 0.83

Traffic Survey Specialists, Inc. 624 Gardenia Terrace
 Delray Beach, Florida 33444 Phone (561) 272-3255
 Volume Report with 24 Hour Totals

 Data File : D0503039.PRN
 Station : 000000050216
 Identification : 009601100039 Interval : 15 minutes
 Start date : May 3, 11 Start time : 00:00
 Stop date : May 3, 11 Stop time : 24:00
 City/Town : West Park, Florida County : Broward
 Location : Clifton Road SE of Sutton Road

May 3 Total Volume for All Lanes

End Time	00	01	02	03	04	05	06	07	08	09	10	11
15	1	1	0	0	0	1	4	3	5	6	6	2
30	0	2	1	0	0	1	1	5	8	4	7	5
45	0	1	0	0	0	0	8	5	2	3	5	1
00	2	2	0	0	0	2	4	6	9	3	5	5
Hr Total	3	6	1	0	0	4	17	19	24	16	23	13

End Time	12	13	14	15	16	17	18	19	20	21	22	23
15	3	6	7	6	11	6	15	6	2	2	2	4
30	2	2	12	10	7	6	8	3	4	8	4	3
45	2	7	11	6	12	3	7	4	4	2	3	2
00	1	6	2	6	7	5	7	7	5	3	2	0
Hr Total	8	21	32	28	37	20	37	20	15	15	11	9

24 Hour Total : 379
 AM peak hour begins : 08:15 AM peak volume : 25 Peak hour factor : 0.69
 PM peak hour begins : 16:00 PM peak volume : 37 Peak hour factor : 0.77

 Data File : D0503051.PRN
 Station : 000000050214
 Identification : 000058410190 Interval : 15 minutes
 Start date : May 3, 11 Start time : 00:00
 Stop date : May 3, 11 Stop time : 24:00
 City/Town : West Park, Florida County : Broward
 Location : Harvard Road SE of Sutton Road

May 3 Eastbound Volume for Lane 1

End Time	00	01	02	03	04	05	06	07	08	09	10	11
15	1	0	0	0	0	1	0	0	2	2	0	1
30	2	0	0	0	1	0	3	7	26	4	3	1
45	1	0	0	0	1	1	3	5	5	2	5	3
00	0	1	0	0	0	0	1	1	3	4	1	3
Hr Total	4	1	0	0	2	2	7	13	36	12	9	8

End Time	12	13	14	15	16	17	18	19	20	21	22	23
15	3	2	2	4	6	2	5	1	1	2	1	2
30	4	2	2	2	1	2	6	3	1	2	2	0
45	4	4	5	4	2	5	1	1	4	2	1	0
00	3	1	3	8	4	5	3	1	2	2	0	0
Hr Total	14	9	12	18	13	14	15	6	8	8	4	2

24 Hour Total : 217
 AM peak hour begins : 08:00 AM peak volume : 36 Peak hour factor : 0.35
 PM peak hour begins : 17:30 PM peak volume : 21 Peak hour factor : 0.88

May 3 Westbound Volume for Lane 2

End Time	00	01	02	03	04	05	06	07	08	09	10	11
15	0	0	0	0	0	0	1	3	1	3	1	0
30	0	0	0	0	1	1	0	9	30	1	3	3
45	0	0	0	0	1	0	0	4	3	1	4	1
00	0	0	0	0	0	0	3	9	6	1	5	3
Hr Total	0	0	0	0	2	1	4	25	40	6	13	7

End Time	12	13	14	15	16	17	18	19	20	21	22	23
15	4	3	5	3	3	4	3	4	0	3	2	1
30	4	2	5	2	7	3	5	1	1	1	2	0
45	3	2	5	3	0	1	1	2	2	1	3	0
00	2	3	1	5	12	6	0	0	1	1	1	0
Hr Total	13	10	16	13	22	14	9	7	4	6	8	1

24 Hour Total : 221
 AM peak hour begins : 07:30 AM peak volume : 44 Peak hour factor : 0.37
 PM peak hour begins : 16:15 PM peak volume : 23 Peak hour factor : 0.48

Traffic Survey Specialists, Inc. 624 Gardenia Terrace
 Delray Beach, Florida 33444 Phone (561) 272-3255
 Volume Report with 24 Hour Totals

Data File : D0503051.PRN
 Station : 000000050214
 Identification : 000058410190 Interval : 15 minutes
 Start date : May 3, 11 Start time : 00:00
 Stop date : May 3, 11 Stop time : 24:00
 City/Town : West Park, Florida County : Broward
 Location : Harvard Road SE of Sutton Road

May 3 Total Volume for All Lanes

End Time	00	01	02	03	04	05	06	07	08	09	10	11
15	1	0	0	0	0	1	1	3	3	5	1	1
30	2	0	0	0	2	1	3	16	56	5	6	4
45	1	0	0	0	2	1	3	9	8	3	9	4
00	0	1	0	0	0	0	4	10	9	5	6	6

Hr Total 4 1 0 0 4 3 11 38 76 18 22 15

End Time	12	13	14	15	16	17	18	19	20	21	22	23
15	7	5	7	7	9	6	8	5	1	5	3	3
30	8	4	7	4	8	5	11	4	2	3	4	0
45	7	6	10	7	2	6	2	3	6	3	4	0
00	5	4	4	13	16	11	3	1	3	3	1	0

Hr Total 27 19 28 31 35 28 24 13 12 14 12 3

24 Hour Total : 438
 AM peak hour begins : 07:30 AM peak volume : 78 Peak hour factor : 0.35
 PM peak hour begins : 15:30 PM peak volume : 37 Peak hour factor : 0.71

Traffic Survey Specialists, Inc. 624 Gardenia Terrace
 Delray Beach, Florida 33444 Phone (561) 272-3255
 Volume Report with 24 Hour Totals

Data File : D0503048.PRN
 Station : 000000050215
 Identification : 009538020075 Interval : 15 minutes
 Start date : May 3, 11 Start time : 00:00
 Stop date : May 3, 11 Stop time : 24:00
 City/Town : West Park, Florida County : Broward
 Location : SW 58 Ter bet Harvard Rd & Clifton Rd

May 3 Northbound Volume for Lane 1

End Time	00	01	02	03	04	05	06	07	08	09	10	11
15	0	0	1	0	1	0	2	1	2	0	1	3
30	2	0	0	0	0	0	4	3	1	2	5	3
45	0	0	0	0	0	2	1	4	1	1	4	4
00	3	1	0	0	0	0	1	1	3	0	7	2
Hr Total	5	1	1	0	1	2	8	9	7	3	17	12

End Time	12	13	14	15	16	17	18	19	20	21	22	23
15	0	1	9	5	2	8	5	3	5	7	3	4
30	3	4	3	3	7	5	7	5	2	6	2	4
45	3	3	4	6	8	5	4	5	2	3	4	4
00	2	2	4	7	5	12	3	2	5	3	0	1
Hr Total	8	10	20	21	22	30	19	15	14	19	9	13

24 Hour Total : 266
 AM peak hour begins : 10:15 AM peak volume : 19 Peak hour factor : 0.68
 PM peak hour begins : 17:00 PM peak volume : 30 Peak hour factor : 0.63

May 3 Southbound Volume for Lane 2

End Time	00	01	02	03	04	05	06	07	08	09	10	11
15	1	2	0	0	0	2	5	7	6	7	7	7
30	2	2	1	0	0	1	4	6	4	3	7	4
45	0	0	0	0	0	1	9	5	3	5	5	5
00	2	1	0	0	1	5	6	6	9	7	2	5
Hr Total	5	5	1	0	1	9	24	24	22	22	21	21

End Time	12	13	14	15	16	17	18	19	20	21	22	23
15	8	3	6	5	10	11	15	8	10	2	4	1
30	4	5	14	12	15	11	7	6	5	5	1	4
45	3	6	9	8	10	5	7	5	5	4	2	6
00	7	9	3	2	3	10	9	10	3	8	2	2
Hr Total	22	23	32	27	38	37	38	29	23	19	9	13

24 Hour Total : 465
 AM peak hour begins : 06:30 AM peak volume : 28 Peak hour factor : 0.78
 PM peak hour begins : 17:15 PM peak volume : 41 Peak hour factor : 0.68

Traffic Survey Specialists, Inc. 624 Gardenia Terrace
 Delray Beach, Florida 33444 Phone (561) 272-3255
 Volume Report with 24 Hour Totals

Data File : D0503048.PRN
 Station : 000000050215
 Identification : 009538020075 Interval : 15 minutes
 Start date : May 3, 11 Start time : 00:00
 Stop date : May 3, 11 Stop time : 24:00
 City/Town : West Park, Florida County : Broward
 Location : SW 58 Ter bet Harvard Rd & Clifton Rd

May 3 Total Volume for All Lanes

End Time	00	01	02	03	04	05	06	07	08	09	10	11
15	1	2	1	0	1	2	7	8	8	7	8	10
30	4	2	1	0	0	1	8	9	5	5	12	7
45	0	0	0	0	0	3	10	9	4	6	9	9
00	5	2	0	0	1	5	7	7	12	7	9	7
Hr Total	10	6	2	0	2	11	32	33	29	25	38	33

End Time	12	13	14	15	16	17	18	19	20	21	22	23
15	8	4	15	10	12	19	20	11	15	9	7	5
30	7	9	17	15	22	16	14	11	7	11	3	8
45	6	9	13	14	18	10	11	10	7	7	6	10
00	9	11	7	9	8	22	12	12	8	11	2	3
Hr Total	30	33	52	48	60	67	57	44	37	38	18	26

24 Hour Total : 731
 AM peak hour begins : 10:15 AM peak volume : 40 Peak hour factor : 0.83
 PM peak hour begins : 17:15 PM peak volume : 68 Peak hour factor : 0.77

 Data File : D0503042.PRN
 Station : 000000050219
 Identification : 000411692131 Interval : 15 minutes
 Start date : May 3, 11 Start time : 00:00
 Stop date : May 3, 11 Stop time : 24:00
 City/Town : West Park, Florida County : Broward
 Location : SW 58 Ave bet SW 39 St & SW 40 St

May 3 Northbound Volume for Lane 1

End Time	00	01	02	03	04	05	06	07	08	09	10	11
15	1	2	1	1	1	0	1	6	5	5	3	4
30	2	2	0	0	1	0	0	3	4	3	7	3
45	2	1	0	1	0	0	4	4	3	4	4	2
00	2	1	0	1	0	2	3	7	4	4	1	10
Hr Total	7	6	1	3	2	2	8	20	16	16	15	19

End Time	12	13	14	15	16	17	18	19	20	21	22	23
15	5	7	6	7	4	9	15	9	6	5	6	5
30	4	6	4	5	13	9	14	11	4	7	8	5
45	7	4	9	5	4	13	11	11	13	6	3	7
00	4	8	8	12	9	9	10	10	4	5	3	5
Hr Total	20	25	27	29	30	40	50	41	27	23	20	22

24 Hour Total : 469
 AM peak hour begins : 11:30 AM peak volume : 21 Peak hour factor : 0.52
 PM peak hour begins : 17:30 PM peak volume : 51 Peak hour factor : 0.85

May 3 Southbound Volume for Lane 2

End Time	00	01	02	03	04	05	06	07	08	09	10	11
15	0	2	0	0	0	0	2	7	15	1	4	5
30	1	1	0	0	1	6	7	6	6	4	5	2
45	1	2	1	1	2	0	4	5	3	6	5	4
00	0	1	0	0	2	5	5	9	7	4	6	7
Hr Total	2	6	1	1	5	11	18	27	31	15	20	18

End Time	12	13	14	15	16	17	18	19	20	21	22	23
15	3	5	7	4	3	8	4	11	6	10	4	3
30	4	4	9	7	7	7	10	6	11	3	4	4
45	3	7	9	7	5	5	11	5	7	4	5	1
00	1	4	7	6	4	3	10	9	5	3	3	0
Hr Total	11	20	32	24	19	23	35	31	29	20	16	8

24 Hour Total : 423
 AM peak hour begins : 07:15 AM peak volume : 35 Peak hour factor : 0.58
 PM peak hour begins : 18:15 PM peak volume : 42 Peak hour factor : 0.95

Traffic Survey Specialists, Inc. 624 Gardenia Terrace
 Delray Beach, Florida 33444 Phone (561) 272-3255
 Volume Report with 24 Hour Totals

Data File : D0503042.PRN
 Station : 000000050219
 Identification : 000411692131 Interval : 15 minutes
 Start date : May 3, 11 Start time : 00:00
 Stop date : May 3, 11 Stop time : 24:00
 City/Town : West Park, Florida County : Broward
 Location : SW 58 Ave bet SW 39 St & SW 40 St

May 3 Total Volume for All Lanes

End Time	00	01	02	03	04	05	06	07	08	09	10	11
15	1	4	1	1	1	0	3	13	20	6	7	9
30	3	3	0	0	2	6	7	9	10	7	12	5
45	3	3	1	2	2	0	8	9	6	10	9	6
00	2	2	0	1	2	7	8	16	11	8	7	17

Hr Total 9 12 2 4 7 13 26 47 47 31 35 37

End Time	12	13	14	15	16	17	18	19	20	21	22	23
15	8	12	13	11	7	17	19	20	12	15	10	8
30	8	10	13	12	20	16	24	17	15	10	12	9
45	10	11	18	12	9	18	22	16	20	10	8	8
00	5	12	15	18	13	12	20	19	9	8	6	5

Hr Total 31 45 59 53 49 63 85 72 56 43 36 30

24 Hour Total : 892
 AM peak hour begins : 07:30 AM peak volume : 55 Peak hour factor : 0.69
 PM peak hour begins : 18:15 PM peak volume : 86 Peak hour factor : 0.90

Traffic Survey Specialists, Inc. 624 Gardenia Terrace
 Delray Beach, Florida 33444 Phone (561) 272-3255
 Volume Report with 24 Hour Totals

Data File : D0503057.PRN
 Station : 000000050217
 Identification : 009701450036 Interval : 15 minutes
 Start date : May 3, 11 Start time : 00:00
 Stop date : May 3, 11 Stop time : 24:00
 City/Town : West Park, Florida County : Broward
 Location : SW 36 St bet Ronald Rd & Virginia Rd

May 3 Eastbound Volume for Lane 1

End Time	00	01	02	03	04	05	06	07	08	09	10	11
15	0	2	0	0	1	0	4	8	8	1	3	2
30	3	1	0	2	0	0	6	8	4	2	4	6
45	1	1	0	1	1	1	8	7	1	2	4	5
00	1	0	0	0	0	0	6	10	1	2	7	1

Hr Total 5 4 0 3 2 1 24 33 14 7 18 14

End Time	12	13	14	15	16	17	18	19	20	21	22	23
15	4	3	3	9	4	6	7	8	6	6	6	1
30	0	3	5	5	7	5	8	8	2	1	1	2
45	2	6	7	3	5	7	5	2	6	7	3	4
00	7	6	3	6	7	9	3	4	3	2	4	3

Hr Total 13 18 18 23 23 27 23 22 17 16 14 10

24 Hour Total : 349
 AM peak hour begins : 07:00 AM peak volume : 33 Peak hour factor : 0.82
 PM peak hour begins : 17:30 PM peak volume : 31 Peak hour factor : 0.86

May 3 Westbound Volume for Lane 2

End Time	00	01	02	03	04	05	06	07	08	09	10	11
15	2	0	0	0	0	1	1	2	4	4	4	1
30	1	2	0	0	0	1	3	1	3	1	2	2
45	1	0	0	0	0	0	3	6	4	4	5	4
00	4	0	0	2	0	2	3	1	5	2	3	2

Hr Total 8 2 0 2 0 4 10 10 16 11 14 9

End Time	12	13	14	15	16	17	18	19	20	21	22	23
15	2	5	5	3	5	10	7	6	9	4	6	2
30	1	1	5	4	8	8	9	7	3	3	6	4
45	4	5	6	8	5	8	6	5	1	4	5	3
00	2	1	2	1	5	7	12	6	3	4	8	4

Hr Total 9 12 18 16 23 33 34 24 16 15 25 13

24 Hour Total : 324
 AM peak hour begins : 08:00 AM peak volume : 16 Peak hour factor : 0.80
 PM peak hour begins : 18:00 PM peak volume : 34 Peak hour factor : 0.71

Traffic Survey Specialists, Inc. 624 Gardenia Terrace
 Delray Beach, Florida 33444 Phone (561) 272-3255
 Volume Report with 24 Hour Totals

Data File : D0503057.PRN
 Station : 000000050217
 Identification : 009701450036 Interval : 15 minutes
 Start date : May 3, 11 Start time : 00:00
 Stop date : May 3, 11 Stop time : 24:00
 City/Town : West Park, Florida County : Broward
 Location : SW 36 St bet Ronald Rd & Virginia Rd

May 3 Total Volume for All Lanes

End Time	00	01	02	03	04	05	06	07	08	09	10	11
15	2	2	0	0	1	1	5	10	12	5	7	3
30	4	3	0	2	0	1	9	9	7	3	6	8
45	2	1	0	1	1	1	11	13	5	6	9	9
00	5	0	0	2	0	2	9	11	6	4	10	3
Hr Total	13	6	0	5	2	5	34	43	30	18	32	23

End Time	12	13	14	15	16	17	18	19	20	21	22	23
15	6	8	8	12	9	16	14	14	15	10	12	3
30	1	4	10	9	15	13	17	15	5	4	7	6
45	6	11	13	11	10	15	11	7	7	11	8	7
00	9	7	5	7	12	16	15	10	6	6	12	7
Hr Total	22	30	36	39	46	60	57	46	33	31	39	23

24 Hour Total : 673
 AM peak hour begins : 07:15 AM peak volume : 45 Peak hour factor : 0.87
 PM peak hour begins : 17:30 PM peak volume : 62 Peak hour factor : 0.91

Data File : D0503045.PRN
 Station : 000000050218
 Identification : 000210521008 Interval : 15 minutes
 Start date : May 3, 11 Start time : 00:00
 Stop date : May 3, 11 Stop time : 24:00
 City/Town : West Park, Florida County : Broward
 Location : SW 38 Street West of SW 56 Avenue

May 3 Eastbound Volume for Lane 1

End Time	00	01	02	03	04	05	06	07	08	09	10	11
15	0	0	0	0	0	0	0	1	4	2	0	2
30	0	0	0	0	0	0	1	3	2	4	2	2
45	0	1	0	0	0	0	3	2	5	2	0	1
00	1	0	0	1	0	0	1	3	1	0	1	3
Hr Total	1	1	0	1	0	0	5	9	12	8	3	8

End Time	12	13	14	15	16	17	18	19	20	21	22	23
15	2	2	2	7	1	4	2	2	0	2	0	2
30	1	2	3	1	7	1	2	1	2	0	1	0
45	0	3	0	2	1	2	1	3	4	3	1	0
00	0	2	2	0	3	5	6	2	2	0	0	3
Hr Total	3	9	7	10	12	12	11	8	8	5	2	5

24 Hour Total : 140
 AM peak hour begins : 07:45 AM peak volume : 14 Peak hour factor : 0.70
 PM peak hour begins : 16:15 PM peak volume : 15 Peak hour factor : 0.54

May 3 Westbound Volume for Lane 2

End Time	00	01	02	03	04	05	06	07	08	09	10	11
15	0	0	0	0	0	0	0	1	4	5	1	2
30	0	0	0	0	0	1	0	2	5	0	1	2
45	0	0	0	1	2	0	0	3	0	1	4	1
00	1	0	0	0	0	0	1	2	2	2	1	0
Hr Total	1	0	0	1	2	1	1	8	11	8	7	5

End Time	12	13	14	15	16	17	18	19	20	21	22	23
15	1	0	2	3	5	3	3	1	4	4	6	1
30	1	1	3	6	2	1	2	3	3	1	4	2
45	2	1	4	0	4	5	8	2	2	2	0	1
00	1	2	0	2	1	5	4	2	1	4	0	0
Hr Total	5	4	9	11	12	14	17	8	10	11	10	4

24 Hour Total : 160
 AM peak hour begins : 07:30 AM peak volume : 14 Peak hour factor : 0.70
 PM peak hour begins : 17:45 PM peak volume : 18 Peak hour factor : 0.56

Traffic Survey Specialists, Inc. 624 Gardenia Terrace
 Delray Beach, Florida 33444 Phone (561) 272-3255
 Volume Report with 24 Hour Totals

Data File : D0503045.PRN
 Station : 000000050218
 Identification : 000210521008 Interval : 15 minutes
 Start date : May 3, 11 Start time : 00:00
 Stop date : May 3, 11 Stop time : 24:00
 City/Town : West Park, Florida County : Broward
 Location : SW 38 Street West of SW 56 Avenue

May 3 Total Volume for All Lanes

End Time	00	01	02	03	04	05	06	07	08	09	10	11
15	0	0	0	0	0	0	0	2	8	7	1	4
30	0	0	0	0	0	1	1	5	7	4	3	4
45	0	1	0	1	2	0	3	5	5	3	4	2
00	2	0	0	1	0	0	2	5	3	2	2	3
Hr Total	2	1	0	2	2	1	6	17	23	16	10	13

End Time	12	13	14	15	16	17	18	19	20	21	22	23
15	3	2	4	10	6	7	5	3	4	6	6	3
30	2	3	6	7	9	2	4	4	5	1	5	2
45	2	4	4	2	5	7	9	5	6	5	1	1
00	1	4	2	2	4	10	10	4	3	4	0	3
Hr Total	8	13	16	21	24	26	28	16	18	16	12	9

24 Hour Total : 300
 AM peak hour begins : 07:30 AM peak volume : 25 Peak hour factor : 0.78
 PM peak hour begins : 17:45 PM peak volume : 28 Peak hour factor : 0.70

Data File : D0503069.PRN
 Station : 000000050220
 Identification : 009601100039 Interval : 15 minutes
 Start date : May 3, 11 Start time : 00:00
 Stop date : May 3, 11 Stop time : 24:00
 City/Town : West Park, Florida County : Broward
 Location : SW 40 Street West of SW 56 Avenue

May 3 Eastbound Volume for Lane 1

End Time	00	01	02	03	04	05	06	07	08	09	10	11
15	0	0	0	0	0	0	1	3	1	1	1	1
30	1	2	0	0	0	1	0	5	0	1	2	0
45	0	0	0	1	0	0	0	2	2	3	0	0
00	0	0	0	0	0	0	1	1	3	0	4	2
Hr Total	1	2	0	1	0	1	2	11	6	5	7	3

End Time	12	13	14	15	16	17	18	19	20	21	22	23
15	0	2	2	1	3	3	3	2	2	0	1	0
30	1	2	1	1	1	1	2	3	1	1	1	0
45	2	0	2	2	1	0	0	1	2	0	1	1
00	1	1	2	1	2	1	4	2	1	2	0	1
Hr Total	4	5	7	5	7	5	9	8	6	3	3	2

24 Hour Total : 103
 AM peak hour begins : 06:45 AM peak volume : 11 Peak hour factor : 0.55
 PM peak hour begins : 18:45 PM peak volume : 10 Peak hour factor : 0.63

May 3 Westbound Volume for Lane 2

End Time	00	01	02	03	04	05	06	07	08	09	10	11
15	1	0	1	0	0	0	0	1	0	4	0	1
30	1	0	0	0	1	1	0	1	0	2	1	1
45	0	0	0	1	0	0	1	5	2	0	1	0
00	0	1	0	0	0	0	2	1	0	2	0	2
Hr Total	2	1	1	1	1	1	3	8	2	8	2	4

End Time	12	13	14	15	16	17	18	19	20	21	22	23
15	1	2	2	2	4	3	2	1	1	4	0	0
30	1	1	0	0	2	1	1	2	3	1	0	0
45	3	1	5	4	1	5	0	1	1	1	3	1
00	1	1	2	1	4	4	2	1	0	1	0	1
Hr Total	6	5	9	7	11	13	5	5	5	7	3	2

24 Hour Total : 112
 AM peak hour begins : 06:45 AM peak volume : 9 Peak hour factor : 0.45
 PM peak hour begins : 16:45 PM peak volume : 13 Peak hour factor : 0.65

Traffic Survey Specialists, Inc. 624 Gardenia Terrace
 Delray Beach, Florida 33444 Phone (561) 272-3255
 Volume Report with 24 Hour Totals

 Data File : D0503069.PRN
 Station : 000000050220
 Identification : 009601100039 Interval : 15 minutes
 Start date : May 3, 11 Start time : 00:00
 Stop date : May 3, 11 Stop time : 24:00
 City/Town : West Park, Florida County : Broward
 Location : SW 40 Street West of SW 56 Avenue

May 3 Total Volume for All Lanes

End Time	00	01	02	03	04	05	06	07	08	09	10	11
15	1	0	1	0	0	0	1	4	1	5	1	2
30	2	2	0	0	1	2	0	6	0	3	3	1
45	0	0	0	2	0	0	1	7	4	3	1	0
00	0	1	0	0	0	0	3	2	3	2	4	4
Hr Total	3	3	1	2	1	2	5	19	8	13	9	7

End Time	12	13	14	15	16	17	18	19	20	21	22	23
15	1	4	4	3	7	6	5	3	3	4	1	0
30	2	3	1	1	3	2	3	5	4	2	1	0
45	5	1	7	6	2	5	0	2	3	1	4	2
00	2	2	4	2	6	5	6	3	1	3	0	2
Hr Total	10	10	16	12	18	18	14	13	11	10	6	4

24 Hour Total : 215
 AM peak hour begins : 06:45 AM peak volume : 20 Peak hour factor : 0.71
 PM peak hour begins : 16:45 PM peak volume : 19 Peak hour factor : 0.79

Speed Data

Traffic Survey Specialists, Inc.

624 Gardenia Terrace, Delray Beach, Florida 33444

Phone (561) 272-3255 Fax (561) 272-4381

West Park, Florida
Broward
Barry Rd Bet Ronald Rd & Miami Gdns Rd

050208T
Site Code: 000000050208
Station ID: 000411638017
Date Start: 03-May-11
Date End: 04-May-11

Northbound

Start Time	010	1115	1620	2125	2628	2931	3234	3537	3840	4143	4446	4749	5052	5355	56147	Total
12 PM	2	0	0	0	0	0	0	0	0	0	0	0	0	0	0	2
12:15	1	1	1	1	0	0	0	0	0	0	0	0	0	0	0	4
12:30	0	0	0	0	1	0	0	0	0	0	0	0	0	0	0	1
12:45	0	0	0	0	1	0	0	0	0	0	0	0	0	0	0	1
13:00	3	1	1	1	2	0	0	0	0	0	0	0	0	0	0	8
13:15	0	0	2	0	0	0	0	0	0	0	0	0	0	0	0	2
13:30	0	0	0	0	0	0	0	0	0	0	0	0	0	0	0	0
13:45	0	0	0	1	0	0	0	0	0	0	0	0	0	0	0	1
14:00	0	0	0	2	1	0	0	0	0	0	0	0	0	0	0	3
14:15	0	1	0	1	0	1	0	0	0	0	0	0	0	0	0	3
14:30	0	0	1	0	0	0	0	0	0	0	0	0	0	0	0	2
14:45	0	0	2	2	1	0	0	0	0	0	0	0	0	0	0	5
15:00	0	0	0	2	1	1	0	0	0	0	0	0	0	0	0	4
15:15	0	1	3	5	2	3	0	0	0	0	0	0	0	0	0	14
15:30	0	0	0	0	0	0	0	0	0	0	0	0	0	0	0	0
15:45	0	0	0	0	1	0	0	0	0	0	0	0	0	0	0	1
16:00	0	0	0	1	0	0	0	0	0	0	0	0	0	0	0	1
16:15	0	0	0	1	1	0	0	0	0	0	0	0	0	0	0	2
16:30	0	0	0	2	0	1	0	0	0	0	0	0	0	0	0	3
16:45	0	0	0	0	0	0	0	0	0	0	0	0	0	0	0	0
17:00	0	0	0	3	1	0	0	0	0	0	0	0	0	0	0	4
17:15	0	0	0	6	1	1	0	0	0	0	0	0	0	0	0	8
17:30	0	0	0	1	2	0	0	0	0	0	0	0	0	0	0	3
17:45	0	0	0	0	0	0	0	0	0	0	0	0	0	0	0	0
18:00	0	1	2	1	3	0	0	0	0	0	0	0	0	0	0	7
18:15	0	0	0	0	0	0	0	0	0	0	0	0	0	0	0	0
18:30	0	1	0	1	1	0	0	0	0	0	0	0	0	0	0	3
18:45	0	1	0	0	0	0	0	0	0	0	0	0	0	0	0	1
19:00	0	0	0	1	0	0	0	0	0	0	0	0	0	0	0	1
19:15	0	2	0	2	1	0	0	0	0	0	0	0	0	0	0	5
19:30	0	0	0	1	0	0	0	0	0	0	0	0	0	0	0	1
19:45	0	0	1	0	0	0	0	0	0	0	0	0	0	0	0	1
20:00	0	1	4	2	0	0	0	0	0	0	0	0	0	0	0	7
20:15	0	0	1	1	0	0	0	0	0	0	0	0	0	0	0	2
20:30	0	0	0	0	0	0	0	0	0	0	0	0	0	0	0	0
20:45	0	0	1	0	0	1	0	0	0	0	0	0	0	0	0	2
21:00	0	0	2	0	0	0	0	0	0	0	0	0	0	0	0	2
21:15	0	0	3	2	0	0	1	0	0	0	0	0	0	0	0	6
21:30	0	0	0	1	1	0	0	0	0	0	0	0	0	0	0	2
21:45	0	0	0	1	0	0	0	0	0	0	0	0	0	0	0	1
22:00	0	0	0	0	0	0	0	0	0	0	0	0	0	0	0	0
22:15	0	0	0	2	1	0	0	0	0	0	0	0	0	0	0	3
22:30	0	0	0	0	1	1	0	0	0	0	0	0	0	0	0	2
22:45	0	0	0	0	0	0	0	0	0	0	0	0	0	0	0	0
23:00	0	0	0	1	2	1	1	0	0	0	0	0	0	0	0	5
23:15	0	1	0	0	0	0	0	0	0	0	0	0	0	0	0	1
23:30	0	0	0	0	0	0	0	0	0	0	0	0	0	0	0	0
23:45	0	0	0	0	0	0	0	0	0	0	0	0	0	0	0	0
Total	0	1	0	1	0	0	0	0	0	0	0	0	0	0	0	2
Total	3	7	15	27	14	5	2	0	0	0	0	0	0	0	0	73
Total	5	10	20	56	26	8	2	0	0	0	0	0	0	0	0	127

Stats
15th Percentile : 16 MPH
50th Percentile : 23 MPH
85th Percentile : 27 MPH
95th Percentile : 30 MPH

Mean Speed(Average) : 22 MPH
10 MPH Pace Speed : 19-28 MPH
Number in Pace : 90
Percent in Pace : 70.9%
Number of Vehicles > 31 MPH : 2
Percent of Vehicles > 31 MPH : 1.6%

Traffic Survey Specialists, Inc.

624 Gardenia Terrace, Delray Beach, Florida 33444

Phone (561) 272-3255 Fax (561) 272-4381

West Park, Florida
Broward
Barry Rd Bet Ronald Rd & Miami Gdns Rd

050208T
Site Code: 000000050208
Station ID: 000411638017
Date Start: 03-May-11
Date End: 04-May-11

Southbound

Start Time	0	11	16	21	26	29	32	35	38	41	44	47	50	53	56	Total
	10	15	20	25	28	31	34	37	40	43	46	49	52	55	147	
12 PM	0	0	1	3	0	0	0	0	0	0	0	0	0	0	0	4
12:15	0	0	1	0	1	0	0	0	0	0	0	0	0	0	0	2
12:30	0	0	1	3	0	0	0	0	0	0	0	0	0	0	0	4
12:45	0	0	1	1	1	1	0	0	0	0	0	0	0	0	0	4
13:00	0	0	4	7	2	1	0	0	0	0	0	0	0	0	0	14
13:15	0	0	4	2	0	0	0	0	0	0	0	0	0	0	0	6
13:30	0	1	2	4	0	0	0	0	0	0	0	0	0	0	0	7
13:45	0	0	1	1	0	0	0	0	0	0	0	0	0	0	0	2
14:00	0	0	1	2	1	0	0	0	0	0	0	0	0	0	0	4
14:15	0	1	8	9	1	0	0	0	0	0	0	0	0	0	0	19
14:30	0	1	0	4	2	1	0	0	0	0	0	0	0	0	0	8
14:45	0	0	0	4	0	0	0	0	0	0	0	0	0	0	0	4
15:00	0	0	1	3	1	0	0	0	0	0	0	0	0	0	0	5
15:15	0	0	1	0	1	0	0	0	0	0	0	0	0	0	0	2
15:30	0	0	0	0	1	0	0	0	0	0	0	0	0	0	0	1
15:45	0	0	0	2	1	0	0	0	0	0	0	0	0	0	0	3
16:00	0	1	3	5	2	0	0	0	0	0	0	0	0	0	0	11
16:15	0	1	2	0	3	0	0	0	0	0	0	0	0	0	0	6
16:30	0	0	1	4	2	1	0	0	0	0	0	0	0	0	0	8
16:45	0	0	0	3	0	0	0	0	0	0	0	0	0	0	0	3
17:00	0	0	3	4	1	1	0	0	0	0	0	0	0	0	0	9
17:15	0	1	6	11	6	2	0	0	0	0	0	0	0	0	0	26
17:30	0	0	0	3	0	0	0	0	0	0	0	0	0	0	0	3
17:45	0	0	0	2	1	1	0	0	0	0	0	0	0	0	0	4
18:00	0	0	2	2	0	0	0	0	0	0	0	0	0	0	0	4
18:15	0	1	0	0	1	0	0	0	0	0	0	0	0	0	0	2
18:30	0	1	2	7	2	1	0	0	0	0	0	0	0	0	0	13
18:45	0	0	1	6	0	2	0	0	0	0	0	0	0	0	0	9
19:00	0	0	1	2	1	0	0	0	0	0	0	0	0	0	0	4
19:15	0	0	1	5	0	0	0	0	0	0	0	0	0	0	0	6
19:30	0	0	0	2	0	0	0	0	0	0	0	0	0	0	0	2
19:45	0	0	3	15	1	2	0	0	0	0	0	0	0	0	0	21
20:00	0	0	0	3	0	0	0	0	0	0	0	0	0	0	0	3
20:15	0	0	0	1	1	0	0	0	0	0	0	0	0	0	0	2
20:30	0	1	0	1	0	0	0	0	0	0	0	0	0	0	0	2
20:45	0	1	2	1	0	0	0	0	0	0	0	0	0	0	0	4
21:00	0	2	2	6	1	0	0	0	0	0	0	0	0	0	0	11
21:15	0	0	1	1	0	0	1	0	0	0	0	0	0	0	0	3
21:30	0	0	0	0	0	0	0	0	0	0	0	0	0	0	0	0
21:45	0	0	2	1	0	0	0	0	0	0	0	0	0	0	0	3
22:00	0	0	3	2	0	0	1	0	0	0	0	0	0	0	0	6
22:15	0	0	1	0	1	0	0	0	0	0	0	0	0	0	0	2
22:30	0	0	0	1	0	0	0	0	0	0	0	0	0	0	0	1
22:45	0	0	2	1	1	0	0	0	0	0	0	0	0	0	0	4
23:00	0	0	0	1	1	0	0	0	0	0	0	0	0	0	0	2
23:15	0	1	2	3	1	0	0	0	0	0	0	0	0	0	0	7
23:30	0	0	0	0	0	0	0	0	0	0	0	0	0	0	0	0
23:45	0	0	0	0	0	0	0	0	0	0	0	0	0	0	0	0
Total	0	8	38	80	23	7	1	0	0	0	0	0	0	0	0	157
Total Stats	1	13	79	120	32	8	3	0	0	0	0	0	0	0	0	256

15th Percentile : 17 MPH
50th Percentile : 22 MPH
85th Percentile : 26 MPH
95th Percentile : 28 MPH

Mean Speed(Average) : 22 MPH
10 MPH Pace Speed : 16-25 MPH
Number in Pace : 199
Percent in Pace : 77.7%
Number of Vehicles > 31 MPH : 3
Percent of Vehicles > 31 MPH : 1.2%

Traffic Survey Specialists, Inc.

624 Gardenia Terrace, Delray Beach, Florida 33444

Phone (561) 272-3255 Fax (561) 272-4381

West Park, Florida
Broward
Barry Rd Bet Ronald Rd & Miami Gdns Rd

050208T
Site Code: 000000050208
Station ID: 000411638017
Date Start: 03-May-11
Date End: 04-May-11

Northbound, Southbound

Start Time	0	11	16	21	26	29	32	35	38	41	44	47	50	53	56	Total
	10	15	20	25	28	31	34	37	40	43	46	49	52	55	147	
12 PM	2	0	1	3	0	0	0	0	0	0	0	0	0	0	0	6
12:15	1	1	2	1	1	0	0	0	0	0	0	0	0	0	0	6
12:30	0	0	1	3	1	0	0	0	0	0	0	0	0	0	0	5
12:45	0	0	1	1	2	1	0	0	0	0	0	0	0	0	0	5
13:00	3	1	5	8	4	1	0	0	0	0	0	0	0	0	0	22
13:15	0	0	6	2	0	0	0	0	0	0	0	0	0	0	0	8
13:30	0	1	2	4	0	0	0	0	0	0	0	0	0	0	0	7
13:45	0	0	1	2	0	0	0	0	0	0	0	0	0	0	0	3
14:00	0	0	1	4	2	0	0	0	0	0	0	0	0	0	0	7
14:15	0	1	10	12	2	0	0	0	0	0	0	0	0	0	0	25
14:30	0	2	0	5	2	2	0	0	0	0	0	0	0	0	0	11
14:45	0	0	1	4	0	1	0	0	0	0	0	0	0	0	0	6
15:00	0	0	3	5	2	0	0	0	0	0	0	0	0	0	0	10
15:15	0	0	1	2	2	1	0	0	0	0	0	0	0	0	0	6
15:30	0	2	5	16	6	4	0	0	0	0	0	0	0	0	0	33
15:45	0	0	0	2	0	0	0	0	0	0	0	0	0	0	0	2
16:00	0	1	3	1	1	0	0	0	0	0	0	0	0	0	0	6
16:15	0	0	0	1	1	0	0	0	0	0	0	0	0	0	0	2
16:30	0	0	0	2	1	0	0	0	0	0	0	0	0	0	0	3
16:45	0	1	3	6	3	0	0	0	0	0	0	0	0	0	0	13
17:00	0	1	2	1	3	0	0	0	0	0	0	0	0	0	0	7
17:15	0	0	1	6	2	2	0	0	0	0	0	0	0	0	0	11
17:30	0	0	0	3	0	0	0	0	0	0	0	0	0	0	0	3
17:45	0	0	3	7	2	1	0	0	0	0	0	0	0	0	0	13
18:00	0	1	6	17	7	3	0	0	0	0	0	0	0	0	0	34
18:15	0	0	0	4	2	0	0	0	0	0	0	0	0	0	0	6
18:30	0	0	0	2	1	1	0	0	0	0	0	0	0	0	0	4
18:45	0	0	4	2	1	0	0	0	0	0	0	0	0	0	0	7
19:00	0	2	0	0	1	0	0	0	0	0	0	0	0	0	0	3
19:15	0	2	4	8	5	1	0	0	0	0	0	0	0	0	0	20
19:30	0	0	1	6	0	2	0	0	0	0	0	0	0	0	0	9
19:45	0	1	1	3	2	0	0	0	0	0	0	0	0	0	0	7
20:00	0	1	1	5	0	0	0	0	0	0	0	0	0	0	0	7
20:15	0	0	0	3	0	0	0	0	0	0	0	0	0	0	0	3
20:30	0	2	3	17	2	2	0	0	0	0	0	0	0	0	0	26
20:45	0	0	0	4	0	0	0	0	0	0	0	0	0	0	0	4
21:00	0	0	0	2	1	1	0	0	0	0	0	0	0	0	0	7
21:15	0	0	0	2	1	0	0	0	0	0	0	0	0	0	0	4
21:30	0	0	4	2	1	0	0	0	0	0	0	0	0	0	0	7
21:45	0	2	0	0	1	0	0	0	0	0	0	0	0	0	0	3
22:00	0	2	4	8	5	1	0	0	0	0	0	0	0	0	0	20
22:15	0	0	1	6	0	2	0	0	0	0	0	0	0	0	0	9
22:30	0	1	1	3	2	0	0	0	0	0	0	0	0	0	0	7
22:45	0	1	1	5	0	0	0	0	0	0	0	0	0	0	0	7
23:00	0	0	0	3	0	0	0	0	0	0	0	0	0	0	0	3
23:15	0	2	3	17	2	2	0	0	0	0	0	0	0	0	0	26
23:30	0	0	0	4	0	0	0	0	0	0	0	0	0	0	0	4
23:45	0	1	3	2	1	0	0	0	0	0	0	0	0	0	0	7
24:00	0	3	6	8	1	0	0	0	0	0	0	0	0	0	0	18
24:15	0	0	2	2	0	0	1	0	0	0	0	0	0	0	0	5
24:30	0	0	0	0	0	0	0	0	0	0	0	0	0	0	0	0
24:45	0	0	2	2	0	0	1	0	0	0	0	0	0	0	0	5
25:00	0	0	2	0	0	0	0	0	0	0	0	0	0	0	0	2
25:15	0	0	6	4	0	0	2	0	0	0	0	0	0	0	0	12
25:30	0	0	1	1	2	0	0	0	0	0	0	0	0	0	0	4
25:45	0	0	0	1	2	0	0	0	0	0	0	0	0	0	0	2
26:00	0	0	0	2	1	1	0	0	0	0	0	0	0	0	0	4
26:15	0	0	0	1	1	0	0	0	0	0	0	0	0	0	0	2
26:30	0	0	3	5	4	0	0	0	0	0	0	0	0	0	0	12
26:45	0	0	0	1	1	1	0	0	0	0	0	0	0	0	0	3
27:00	0	0	0	1	0	0	0	0	0	0	0	0	0	0	0	1
27:15	0	1	2	1	1	0	1	0	0	0	0	0	0	0	0	6
27:30	0	0	0	1	1	0	0	0	0	0	0	0	0	0	0	2
27:45	0	0	0	1	1	0	0	0	0	0	0	0	0	0	0	2
28:00	0	1	2	4	3	1	1	0	0	0	0	0	0	0	0	12
28:15	0	1	0	0	0	0	0	0	0	0	0	0	0	0	0	1
28:30	0	0	0	1	0	0	0	0	0	0	0	0	0	0	0	1
28:45	0	0	0	0	0	0	0	0	0	0	0	0	0	0	0	0
29:00	0	0	0	1	0	0	0	0	0	0	0	0	0	0	0	1
29:15	0	1	0	2	0	0	0	0	0	0	0	0	0	0	0	3
Total	3	15	53	107	37	12	3	0	0	0	0	0	0	0	0	230
Total Stats	6	23	99	176	58	16	5	0	0	0	0	0	0	0	0	383

15th Percentile : 17 MPH
50th Percentile : 22 MPH
85th Percentile : 27 MPH
95th Percentile : 29 MPH

Mean Speed(Average) : 22 MPH
10 MPH Pace Speed : 17-26 MPH
Number in Pace : 276
Percent in Pace : 72.1%
Number of Vehicles > 31 MPH : 5
Percent of Vehicles > 31 MPH : 1.3%

Traffic Survey Specialists, Inc.

West Park, Florida
 Broward
 Marion Road SE of Hallandale Beach Blvd

624 Gardenia Terrace, Delray Beach, Florida 33444
 Phone (561) 272-3255 Fax (561) 272-4381

050201T
 Site Code: 000000050201
 Station ID: 000058410100
 Date Start: 03-May-11
 Date End: 04-May-11

Eastbound

Start Time	0 10	11 15	16 20	21 25	26 28	29 31	32 34	35 37	38 40	41 43	44 46	47 49	50 52	53 55	56 147	Total
12 PM	0	0	0	0	1	0	0	2	0	0	0	0	0	0	0	3
12:15	0	0	0	0	0	1	1	1	0	0	0	0	0	0	0	3
12:30	0	0	0	2	0	0	1	1	0	0	0	0	0	0	0	4
12:45	0	0	1	1	1	1	0	1	0	0	0	0	0	0	0	5
13:00	0	0	1	3	2	2	2	5	0	0	0	0	0	0	0	15
13:15	0	0	0	0	2	1	0	0	0	0	0	0	0	0	0	3
13:30	0	0	0	1	1	0	0	0	0	0	0	0	0	0	0	2
13:45	0	0	0	0	0	0	0	0	0	0	0	0	0	0	0	0
14:00	1	0	0	3	2	0	1	0	0	0	0	0	0	0	0	7
14:15	1	0	0	4	5	1	1	0	0	0	0	0	0	0	0	12
14:30	0	0	0	0	3	3	0	0	0	0	0	0	0	0	0	6
14:45	0	0	1	0	1	0	1	0	0	0	0	0	0	0	0	3
15:00	0	0	1	3	5	5	3	0	0	0	0	0	0	0	0	17
15:15	0	0	0	0	1	2	1	0	1	0	0	0	0	0	0	5
15:30	0	3	0	3	3	0	0	1	0	0	0	0	0	0	0	10
15:45	0	0	0	1	0	0	0	0	0	0	0	0	0	0	0	1
16:00	0	1	3	0	0	5	0	2	0	0	0	0	0	0	0	11
16:15	0	4	3	4	4	7	1	3	1	0	0	0	0	0	0	27
16:30	0	0	0	1	2	2	0	0	0	0	0	0	0	0	0	5
16:45	0	0	0	3	0	1	0	0	0	0	0	0	0	0	0	4
17:00	0	1	1	1	3	1	1	0	0	0	1	0	0	0	0	7
17:15	0	1	2	8	5	6	1	0	0	0	1	1	0	0	0	25
17:30	0	0	0	0	4	1	1	3	2	0	0	0	0	0	0	11
17:45	0	0	0	0	3	0	4	0	1	0	0	0	0	0	0	8
18:00	0	0	2	0	1	1	0	1	0	0	0	0	0	0	0	5
18:15	0	0	1	1	0	1	2	0	0	0	0	0	0	0	0	5
18:30	0	0	3	1	8	3	7	4	3	0	0	0	0	0	0	29
18:45	0	0	1	3	0	3	0	0	0	0	1	0	0	0	0	8
19:00	0	0	1	1	4	4	0	0	0	0	0	0	0	0	0	10
19:15	0	0	0	3	2	0	2	1	0	0	0	0	0	0	0	8
19:30	0	1	1	2	1	0	0	0	0	0	0	0	0	0	0	5
19:45	0	1	3	9	7	7	2	1	0	0	1	0	0	0	0	31
20:00	0	0	1	1	2	0	0	0	0	0	0	0	0	0	0	4
20:15	0	0	1	0	0	1	1	0	0	0	0	0	0	0	0	3
20:30	0	0	1	1	1	3	0	0	1	0	0	0	0	0	0	7
20:45	0	0	1	1	1	1	0	0	0	0	0	0	0	0	0	4
21:00	0	0	4	3	4	5	1	0	1	0	0	0	0	0	0	18
21:15	0	1	1	0	1	0	2	0	0	0	0	0	0	0	0	5
21:30	0	0	0	0	0	0	1	0	0	0	0	0	0	0	0	1
21:45	0	0	0	1	0	0	0	0	2	0	0	0	0	0	0	4
22:00	0	1	2	0	2	0	3	0	3	0	0	0	0	0	0	11
22:15	0	0	0	0	1	2	0	0	0	1	0	0	0	0	0	4
22:30	0	1	0	1	1	1	0	0	1	0	0	0	0	0	0	5
22:45	0	0	0	1	0	2	1	0	0	0	0	0	0	0	0	4
23:00	0	0	0	0	0	0	0	0	1	0	0	0	0	0	0	4
23:15	0	0	2	2	1	1	0	0	0	0	0	0	0	0	0	6
23:30	0	0	0	0	0	0	1	0	0	0	0	0	0	0	0	1
23:45	0	0	0	0	0	0	1	0	0	0	0	0	0	0	0	1
Total	1	8	21	39	46	44	26	13	10	1	2	1	0	0	0	212
Total Stats	1	8	30	48	56	58	41	18	11	3	2	1	0	0	0	277

15th Percentile : 21 MPH
 50th Percentile : 28 MPH
 85th Percentile : 34 MPH
 95th Percentile : 38 MPH

Mean Speed(Average) : 28 MPH
 10 MPH Pace Speed : 25-34 MPH
 Number in Pace : 165
 Percent in Pace : 59.6%
 Number of Vehicles > 31 MPH : 76
 Percent of Vehicles > 31 MPH : 27.4%

Traffic Survey Specialists, Inc.

624 Gardenia Terrace, Delray Beach, Florida 33444

Phone (561) 272-3255 Fax (561) 272-4381

West Park, Florida
Broward
Marion Road SE of Hallandale Beach Blvd

050201T
Site Code: 00000050201
Station ID: 000058410100
Date Start: 03-May-11
Date End: 04-May-11

Westbound

Start Time	010	1115	1620	2125	2628	2931	3234	3537	3840	4143	4446	4749	5052	5355	56147	Total
5/3/11	0	1	0	0	1	0	0	0	0	0	0	0	0	0	0	2
00:15	0	0	0	0	0	0	0	0	0	0	0	0	0	0	0	0
00:30	0	0	0	0	0	0	0	0	0	0	0	0	0	0	0	0
00:45	0	0	0	0	0	0	0	0	0	0	0	0	0	0	0	0
01:00	0	1	0	0	1	0	0	0	0	0	0	0	0	0	0	2
01:15	0	0	0	0	0	0	0	0	0	0	0	0	0	0	0	0
01:30	0	0	0	0	0	0	0	0	0	0	0	0	0	0	0	0
01:45	0	0	0	0	0	0	0	0	0	0	0	0	0	0	0	0
02:00	0	0	0	0	0	0	0	0	0	0	0	0	0	0	0	0
02:15	0	0	0	0	0	0	0	0	0	0	0	0	0	0	0	0
02:30	0	0	0	0	0	0	0	0	0	0	0	0	0	0	0	0
02:45	0	0	0	0	0	0	0	0	0	0	0	0	0	0	0	0
03:00	0	0	0	0	0	0	0	0	0	0	0	0	0	0	0	0
03:15	0	0	0	0	0	0	0	0	1	0	0	0	0	0	0	1
03:30	0	0	0	0	0	0	0	0	0	0	0	0	0	0	0	0
03:45	0	0	0	0	0	0	0	0	0	0	0	0	0	0	0	0
04:00	0	0	0	0	0	0	0	0	1	0	0	0	0	0	0	1
04:15	0	0	0	0	0	0	0	0	0	0	0	0	0	0	0	0
04:30	0	0	0	0	0	0	0	0	0	0	0	0	0	0	0	0
04:45	0	0	0	0	0	0	0	0	0	0	0	0	0	0	0	0
05:00	0	0	0	0	0	0	0	0	0	0	0	0	0	0	0	0
05:15	0	0	0	0	0	0	0	0	0	0	0	0	0	0	0	0
05:30	0	0	0	0	0	0	0	0	0	0	0	0	0	0	0	0
05:45	0	0	0	1	0	0	0	0	0	0	0	0	0	0	0	1
06:00	0	0	0	1	0	0	0	0	0	0	0	0	0	0	0	1
06:15	0	0	0	0	0	0	0	0	0	0	0	0	0	0	0	0
06:30	0	0	0	0	0	0	0	0	0	0	0	0	0	0	0	0
06:45	0	0	0	0	0	0	1	0	0	0	0	0	0	0	0	1
07:00	0	1	1	1	0	0	0	0	0	0	0	0	0	0	0	3
07:15	0	0	0	0	0	0	0	0	0	0	0	0	0	0	0	0
07:30	0	0	0	1	0	0	1	0	0	0	0	0	0	0	0	2
07:45	0	0	0	1	0	0	0	0	1	0	0	0	0	0	0	2
08:00	0	1	1	3	0	0	1	0	1	0	0	0	0	0	0	7
08:15	0	0	0	0	0	0	0	1	0	0	0	0	0	0	0	1
08:30	0	0	0	0	1	0	0	0	0	0	0	0	0	0	0	1
08:45	0	0	1	0	1	0	0	0	0	0	0	0	0	0	0	2
09:00	0	0	2	0	2	0	0	1	0	0	0	0	0	0	0	5
09:15	0	1	1	0	1	0	0	0	0	0	0	0	0	0	0	3
09:30	0	0	0	0	0	0	1	0	0	0	0	0	0	0	0	1
09:45	0	1	1	0	0	1	0	0	0	0	0	0	0	0	0	3
10:00	0	2	2	0	2	1	1	0	0	0	0	0	0	0	0	8
10:15	0	0	0	1	0	0	0	0	0	0	0	0	0	0	0	1
10:30	0	0	0	1	2	0	0	0	0	0	0	0	0	0	0	2
10:45	0	0	0	1	1	0	0	0	0	0	0	0	0	0	0	3
11:00	0	0	0	4	3	0	1	0	0	0	0	0	0	0	0	8
11:15	0	0	0	1	2	0	0	1	0	0	0	0	0	0	0	4
11:30	0	0	0	0	1	0	0	0	0	0	0	0	0	0	0	1
11:45	0	1	0	0	0	0	0	0	0	0	0	0	0	0	0	1
Total	0	5	5	10	12	1	6	2	2	0	0	0	0	0	0	43

Traffic Survey Specialists, Inc.

624 Gardenia Terrace, Delray Beach, Florida 33444

Phone (561) 272-3255 Fax (561) 272-4381

West Park, Florida
Broward
Marion Road SE of Hallandale Beach Blvd

050201T
Site Code: 000000050201
Station ID: 000058410100
Date Start: 03-May-11
Date End: 04-May-11

Westbound

Start Time	010	1115	1620	2125	2628	2931	3234	3537	3840	4143	4446	4749	5052	5355	56147	Total
12 PM	0	0	1	0	0	0	0	0	0	0	0	0	0	0	0	1
12:15	0	0	0	0	1	0	0	0	0	0	0	0	0	0	0	1
12:30	0	0	0	0	1	0	1	0	0	0	0	0	0	0	0	2
12:45	0	0	0	1	0	0	0	0	0	0	0	0	0	0	0	1
13:00	0	0	1	1	2	0	1	0	0	0	0	0	0	0	0	5
13:15	0	0	0	2	0	0	0	0	1	0	0	0	0	0	0	3
13:30	0	0	0	0	2	0	0	0	0	0	0	0	0	0	0	2
13:45	0	0	0	0	1	0	0	0	0	0	0	0	0	0	0	1
14:00	0	0	0	0	1	2	0	0	0	0	0	0	0	0	0	3
14:15	0	0	1	0	1	0	0	1	0	0	0	0	0	0	0	3
14:30	0	0	0	0	0	0	0	0	0	0	0	0	0	0	0	0
14:45	0	0	0	2	1	0	1	0	0	0	0	0	0	0	0	4
15:00	0	0	1	2	3	1	2	1	0	0	0	0	0	0	0	10
15:15	0	0	0	1	0	1	0	0	0	0	0	0	0	0	0	2
15:30	0	0	3	0	0	1	0	0	0	0	0	0	0	0	0	4
15:45	0	0	1	1	1	1	0	0	0	0	0	0	0	0	0	4
16:00	0	0	0	0	1	2	0	0	0	0	0	0	0	0	0	3
16:15	0	0	4	2	2	5	0	0	0	0	0	0	0	0	0	13
16:30	0	0	2	0	0	0	0	0	0	0	0	0	0	0	0	2
16:45	0	0	0	0	1	0	1	0	0	0	0	0	0	0	0	2
17:00	0	0	2	0	0	0	0	1	0	0	0	0	0	0	0	3
17:15	0	0	1	0	2	1	0	0	0	0	0	0	0	0	0	4
17:30	0	1	5	0	3	1	1	1	0	0	0	0	0	0	0	11
17:45	0	1	0	0	0	1	2	0	1	0	0	0	0	0	0	5
18:00	0	0	0	1	0	4	0	0	0	0	0	0	0	0	0	5
18:15	0	1	1	1	0	0	1	0	0	0	0	0	0	0	0	4
18:30	0	1	0	0	2	0	0	0	0	0	0	0	0	0	0	4
18:45	0	1	0	0	2	0	0	0	0	0	0	0	0	0	0	3
19:00	0	3	1	2	2	5	3	0	1	0	0	0	0	0	0	17
19:15	0	0	0	1	0	0	1	0	0	0	0	0	0	0	0	2
19:30	0	0	1	0	1	0	0	0	0	0	0	0	0	0	0	2
19:45	0	0	0	2	3	2	0	1	0	0	0	0	0	0	0	8
20:00	0	0	1	1	0	0	0	0	0	0	0	0	0	0	0	2
20:15	0	0	2	4	4	2	1	1	0	0	0	0	0	0	0	14
20:30	0	0	2	0	0	0	0	1	0	0	0	0	0	0	0	3
20:45	0	0	1	1	0	0	0	0	1	0	0	0	0	0	0	3
21:00	0	1	1	2	0	0	0	0	0	0	0	0	0	0	0	4
21:15	0	0	0	1	0	0	0	0	0	0	0	0	0	0	0	4
21:30	0	1	1	2	0	0	0	0	0	0	0	0	0	0	0	4
21:45	0	0	0	1	0	1	0	0	0	0	0	0	0	0	0	2
22:00	0	1	4	4	0	1	0	1	0	0	0	0	0	0	0	12
22:15	0	0	0	0	0	0	0	0	0	0	0	0	0	0	0	0
22:30	1	1	0	2	0	1	0	0	0	0	0	0	0	0	0	5
22:45	0	0	0	0	0	0	1	0	0	0	0	0	0	0	0	1
23:00	1	1	0	2	1	1	1	0	0	0	0	0	0	0	0	7
23:15	0	0	0	0	0	0	0	0	0	0	0	0	0	0	0	0
23:30	0	1	0	0	0	0	0	0	0	0	0	0	0	0	0	1
23:45	0	0	2	0	0	0	0	0	0	0	0	0	0	0	0	2
24:00	0	1	0	0	0	0	0	0	0	0	0	0	0	0	0	1
24:15	0	2	2	0	0	0	0	0	0	0	0	0	0	0	0	4
24:30	0	1	0	0	0	0	0	0	0	0	0	0	0	0	0	1
24:45	0	0	0	1	0	0	0	0	0	0	0	0	0	0	0	1
25:00	0	0	0	1	0	0	0	0	0	0	0	0	0	0	0	1
25:15	0	0	0	0	0	0	0	0	0	0	0	0	0	0	0	0
25:30	0	0	1	0	0	0	0	0	0	0	0	0	0	0	0	1
25:45	0	0	0	0	0	0	0	0	0	0	0	0	0	0	0	0
26:00	0	0	0	1	0	0	0	0	0	0	0	0	0	0	0	1
Total	1	8	21	21	21	18	10	4	3	0	0	0	0	0	0	107
Total Stats	1	13	26	31	33	19	16	6	5	0	0	0	0	0	0	150

15th Percentile : 17 MPH
50th Percentile : 26 MPH
85th Percentile : 32 MPH
95th Percentile : 36 MPH

Mean Speed(Average) : 25 MPH
10 MPH Pace Speed : 20-29 MPH
Number in Pace : 77
Percent in Pace : 51.3%
Number of Vehicles > 31 MPH : 27
Percent of Vehicles > 31 MPH : 18.0%

Traffic Survey Specialists, Inc.

624 Gardenia Terrace, Delray Beach, Florida 33444

Phone (561) 272-3255 Fax (561) 272-4381

West Park, Florida
Broward
Marion Road SE of Hallandale Beach Blvd

050201T
Site Code: 00000050201
Station ID: 000058410100
Date Start: 03-May-11
Date End: 04-May-11

Eastbound, Westbound

Start Time	0 10	11 15	16 20	21 25	26 28	29 31	32 34	35 37	38 40	41 43	44 46	47 49	50 52	53 55	56 147	Total
5/3/11	0	1	1	0	1	0	0	0	0	0	0	0	0	0	0	3
00:15	0	0	0	0	0	0	1	0	0	0	0	0	0	0	0	1
00:30	0	0	0	0	0	0	0	0	0	0	0	0	0	0	0	0
00:45	0	0	0	0	0	0	0	0	0	0	0	0	0	0	0	0
01:00	0	1	1	0	1	0	1	0	0	0	0	0	0	0	0	4
01:15	0	0	0	0	0	0	0	0	0	0	0	0	0	0	0	0
01:30	0	0	0	0	0	0	1	0	0	0	0	0	0	0	0	1
01:45	0	0	0	0	0	0	0	0	0	0	0	0	0	0	0	0
02:00	0	0	0	0	0	0	1	0	0	0	0	0	0	0	0	1
02:15	0	0	0	0	0	0	0	0	1	0	0	0	0	0	0	1
02:30	0	0	0	0	0	0	0	0	0	0	0	0	0	0	0	0
02:45	0	0	0	0	0	0	0	0	0	0	0	0	0	0	0	0
03:00	0	0	0	1	0	0	0	0	1	0	0	0	0	0	0	2
03:15	0	0	0	0	0	0	1	0	0	0	0	0	0	0	0	1
03:30	0	0	0	0	0	0	0	0	0	0	0	0	0	0	0	0
03:45	0	0	0	0	0	0	1	0	0	0	0	0	0	0	0	1
04:00	0	0	0	1	0	0	2	0	1	0	0	0	0	0	0	4
04:15	0	0	0	0	0	0	0	0	0	0	0	0	0	0	0	0
04:30	0	0	0	0	0	0	0	0	0	0	0	0	0	0	0	0
04:45	0	0	0	0	0	0	0	0	0	0	0	0	0	0	0	0
05:00	0	0	0	0	0	0	0	0	0	0	0	0	0	0	0	0
05:15	0	0	0	0	0	0	0	0	0	0	0	0	0	0	0	0
05:30	0	0	0	0	0	0	0	0	0	0	0	0	0	0	0	0
05:45	0	0	0	1	0	0	0	0	0	0	0	0	0	0	0	1
06:00	0	0	0	1	0	0	0	0	0	0	0	0	0	0	0	1
06:15	0	0	0	0	0	0	0	0	0	0	0	0	0	0	0	0
06:30	0	0	0	0	0	0	0	0	0	0	0	0	0	0	0	0
06:45	0	0	1	0	0	0	1	0	0	0	0	0	0	0	0	2
07:00	0	1	1	0	0	0	1	0	0	0	0	0	0	0	0	2
07:15	0	1	1	1	1	1	0	1	2	0	1	0	0	0	0	5
07:30	0	0	0	1	2	1	2	0	0	1	0	0	0	0	0	6
07:45	0	0	0	1	0	0	1	1	1	0	0	0	0	0	0	4
08:00	0	1	1	4	4	2	4	3	1	2	0	0	0	0	0	22
08:15	0	0	1	0	0	1	1	1	0	0	0	0	0	0	0	4
08:30	0	0	1	0	1	0	0	0	0	0	0	0	0	0	0	2
08:45	0	0	1	1	2	1	0	0	0	0	0	0	0	0	0	5
09:00	0	0	4	1	4	2	1	1	0	0	0	0	0	0	0	13
09:15	0	0	0	0	1	0	0	0	0	0	0	0	0	0	0	1
09:30	0	1	1	1	1	1	0	0	0	0	0	0	0	0	0	5
09:45	0	0	0	1	1	1	1	0	0	0	0	0	0	0	0	4
10:00	0	1	2	1	0	1	1	1	0	0	0	0	0	0	0	7
10:15	0	2	3	3	3	3	2	1	0	0	0	0	0	0	0	17
10:30	0	0	1	1	1	2	0	0	0	0	0	0	0	0	0	5
10:45	0	0	0	1	0	0	2	0	0	0	0	0	0	0	0	3
11:00	0	0	0	2	3	1	1	1	0	0	0	0	0	0	0	8
11:15	0	0	0	2	1	1	1	0	0	0	0	0	0	0	0	5
11:30	0	0	1	6	5	4	4	1	0	0	0	0	0	0	0	21
11:45	0	0	1	1	2	1	1	1	0	0	0	0	0	0	0	7
12:00	0	0	0	0	1	0	1	0	0	0	0	0	0	0	0	2
12:15	0	0	0	2	2	0	3	0	0	0	0	0	0	0	0	7
12:30	0	1	2	0	0	3	0	0	0	0	0	0	0	0	0	6
12:45	0	1	3	3	5	4	5	1	0	0	0	0	0	0	0	22
Total	0	5	14	19	22	15	21	7	3	2	0	0	0	0	0	108

Traffic Survey Specialists, Inc.

624 Gardenia Terrace, Delray Beach, Florida 33444

Phone (561) 272-3255 Fax (561) 272-4381

West Park, Florida
Broward
Marion Road SE of Hallandale Beach Blvd

050201T
Site Code: 000000050201
Station ID: 000058410100
Date Start: 03-May-11
Date End: 04-May-11

Eastbound, Westbound

Start Time	010	1115	1620	2125	2628	2931	3234	3537	3840	4143	4446	4749	5052	5355	56147	Total
12 PM	0	0	1	0	1	0	0	2	0	0	0	0	0	0	0	4
12:15	0	0	0	0	1	1	1	1	0	0	0	0	0	0	0	4
12:30	0	0	0	2	1	0	2	1	0	0	0	0	0	0	0	6
12:45	0	0	1	2	1	1	0	1	0	0	0	0	0	0	0	6
13:00	0	0	2	4	4	2	3	5	0	0	0	0	0	0	0	20
13:15	0	0	0	2	2	1	0	0	1	0	0	0	0	0	0	6
13:30	0	0	0	1	3	0	0	0	0	0	0	0	0	0	0	4
13:45	0	0	0	0	1	0	0	0	0	0	0	0	0	0	0	1
14:00	1	0	0	3	3	2	1	0	0	0	0	0	0	0	0	10
14:15	1	0	0	6	9	3	1	0	1	0	0	0	0	0	0	21
14:30	0	0	1	0	4	3	0	1	0	0	0	0	0	0	0	9
14:45	0	0	1	0	2	1	2	0	0	0	0	0	0	0	0	6
15:00	0	0	0	2	1	1	1	0	0	0	0	0	0	0	0	5
15:15	0	0	2	5	8	6	5	1	0	0	0	0	0	0	0	27
15:30	0	0	0	1	1	3	1	0	1	0	0	0	0	0	0	7
15:45	0	3	3	3	3	1	0	1	0	0	0	0	0	0	0	14
16:00	0	0	1	2	1	1	0	0	0	0	0	0	0	0	0	5
16:15	0	1	3	0	1	7	0	2	0	0	0	0	0	0	0	14
16:30	0	4	7	6	6	12	1	3	1	0	0	0	0	0	0	40
16:45	0	0	2	1	2	2	0	0	0	0	0	0	0	0	0	7
17:00	0	0	0	3	1	1	1	0	0	0	0	0	0	0	0	6
17:15	0	0	3	3	0	2	0	1	0	0	0	1	0	0	0	10
17:30	0	1	2	1	5	2	1	0	0	0	1	0	0	0	0	13
17:45	0	1	7	8	8	7	2	1	0	0	1	1	0	0	0	36
18:00	0	1	0	0	4	2	3	3	3	0	0	0	0	0	0	16
18:15	0	0	0	1	3	4	0	1	0	0	0	0	0	0	0	13
18:30	0	1	3	1	1	1	1	1	0	0	0	0	0	0	0	9
18:45	0	1	1	1	2	1	2	0	0	0	0	0	0	0	0	8
19:00	0	3	4	3	10	8	10	4	4	0	0	0	0	0	0	46
19:15	0	0	1	4	0	3	1	0	0	0	1	0	0	0	0	10
19:30	0	0	2	1	5	4	0	0	0	0	0	0	0	0	0	12
19:45	0	0	0	5	5	2	2	2	0	0	0	0	0	0	0	16
20:00	0	1	2	3	1	0	0	0	0	0	0	0	0	0	0	7
20:15	0	1	5	13	11	9	3	2	0	0	1	0	0	0	0	45
20:30	0	0	3	1	2	0	0	1	0	0	0	0	0	0	0	7
20:45	0	0	2	1	0	1	1	0	1	0	0	0	0	0	0	6
21:00	0	1	2	3	1	3	0	0	1	0	0	0	0	0	0	11
21:15	0	0	1	2	1	2	0	0	0	0	0	0	0	0	0	6
21:30	0	1	8	7	4	6	1	1	2	0	0	0	0	0	0	30
21:45	0	1	1	0	1	0	2	0	0	0	0	0	0	0	0	5
22:00	1	1	0	2	0	1	1	0	0	0	0	0	0	0	0	6
22:15	0	0	1	0	1	0	1	0	2	0	0	0	0	0	0	5
22:30	0	0	0	0	1	0	0	0	0	0	0	0	0	0	0	6
22:45	0	0	0	0	1	0	0	0	1	0	0	0	0	0	0	2
23:00	1	2	2	2	3	1	4	0	3	0	0	0	0	0	0	18
23:15	0	0	0	0	1	2	0	0	0	1	0	0	0	0	0	4
23:30	0	2	0	1	1	1	0	0	1	0	0	0	0	0	0	6
23:45	0	0	2	1	0	2	1	0	0	0	0	0	0	0	0	6
24:00	0	1	0	0	0	2	1	0	1	0	0	0	0	0	0	5
24:15	0	3	2	2	2	7	2	0	2	1	0	0	0	0	0	21
24:30	0	1	1	0	1	1	0	0	0	0	0	0	0	0	0	4
24:45	0	0	0	1	0	0	0	0	0	0	0	0	0	0	0	1
25:00	0	0	2	2	0	0	1	0	0	0	0	0	0	0	0	5
25:15	0	0	0	0	0	0	0	0	0	0	0	0	0	0	0	0
25:30	0	1	3	3	1	1	1	0	0	0	0	0	0	0	0	10
25:45	0	0	0	0	0	0	1	0	0	0	0	0	0	0	0	1
26:00	0	0	0	0	0	0	1	0	0	0	0	0	0	0	0	1
26:15	0	0	0	1	1	0	1	0	0	0	0	0	0	0	0	3
26:30	0	0	0	0	0	0	0	0	0	0	0	0	0	0	0	0
26:45	0	0	0	1	1	0	3	0	0	0	0	0	0	0	0	5
Total	2	16	42	60	67	62	36	17	13	1	2	1	0	0	0	319
Total Stats	2	21	56	79	89	77	57	24	16	3	2	1	0	0	0	427

15th Percentile : 19 MPH
50th Percentile : 27 MPH
85th Percentile : 34 MPH
95th Percentile : 38 MPH

Mean Speed(Average) : 27 MPH
10 MPH Pace Speed : 25-34 MPH
Number in Pace : 239
Percent in Pace : 56.0%
Number of Vehicles > 31 MPH : 103
Percent of Vehicles > 31 MPH : 24.1%

Traffic Survey Specialists, Inc.

West Park, Florida
 Broward
 Allen Road SE of Hallandale Beach Blvd

624 Gardenia Terrace, Delray Beach, Florida 33444
 Phone (561) 272-3255 Fax (561) 272-4381

050203T
 Site Code: 000000050203
 Station ID: 009601260020
 Date Start: 03-May-11
 Date End: 04-May-11

Eastbound

Start Time	0 10	11 15	16 20	21 25	26 28	29 31	32 34	35 37	38 40	41 43	44 46	47 49	50 52	53 55	56 147	Total
12 PM	0	0	0	0	0	1	0	0	0	0	0	0	0	0	0	1
12:15	0	0	0	1	1	0	1	0	0	0	0	0	0	0	0	3
12:30	0	0	0	0	0	1	1	0	0	0	0	0	0	0	0	2
12:45	0	0	0	0	0	1	0	0	0	0	0	0	0	0	0	1
13:00	0	0	0	1	1	3	2	0	0	0	0	0	0	0	0	7
13:15	0	0	0	0	0	1	1	0	0	0	0	0	0	0	0	2
13:30	0	0	0	1	1	1	0	0	0	0	0	0	0	0	0	3
13:45	0	0	0	0	0	0	0	0	0	0	0	0	0	0	0	0
14:00	1	0	0	1	0	0	0	0	0	0	0	0	0	0	0	2
14:15	1	0	0	2	1	2	1	0	0	0	0	0	0	0	0	7
14:30	0	0	0	1	0	3	0	0	0	0	0	0	0	0	0	4
14:45	0	0	1	0	0	1	1	0	0	0	0	0	0	0	0	3
15:00	0	0	0	0	1	1	3	0	0	0	0	0	0	0	0	5
15:15	0	0	1	2	1	5	4	0	0	0	0	0	0	0	0	13
15:30	0	1	0	1	0	1	1	0	0	0	0	0	0	0	0	3
15:45	0	0	0	1	1	1	0	1	0	0	0	0	0	0	0	3
16:00	0	0	0	0	0	0	1	0	0	0	0	0	0	0	0	4
16:15	0	1	0	3	1	3	2	1	0	0	0	0	0	0	0	11
16:30	0	0	0	0	1	0	1	0	0	0	0	0	0	0	0	2
16:45	0	0	0	1	1	3	0	0	0	0	0	0	0	0	0	5
17:00	1	1	2	3	3	5	3	0	1	0	0	0	0	0	0	7
17:15	0	1	2	3	3	5	3	0	1	0	0	0	0	0	0	19
17:30	0	0	0	0	0	1	0	0	1	0	0	0	0	0	0	2
17:45	0	0	1	3	2	0	1	0	0	0	0	0	0	0	0	7
18:00	0	0	1	2	0	0	2	0	0	0	0	0	0	0	0	5
18:15	0	0	0	1	0	0	1	0	0	0	0	0	0	0	0	3
18:30	1	0	2	1	0	2	1	0	0	0	0	0	0	0	0	7
18:45	0	1	0	1	1	0	1	0	1	0	0	0	0	0	0	5
19:00	1	1	2	3	3	5	3	0	1	0	0	0	0	0	0	17
19:15	0	0	0	0	0	1	0	0	1	0	0	0	0	0	0	7
19:30	0	0	1	3	2	0	1	0	0	0	0	0	0	0	0	3
19:45	0	0	1	2	0	0	2	0	0	0	0	0	0	0	0	3
20:00	0	0	2	6	2	1	4	1	1	0	0	0	0	0	0	17
20:15	0	0	0	1	3	2	0	1	0	0	0	0	0	0	0	7
20:30	0	0	0	0	1	2	0	0	0	0	0	0	0	0	0	3
20:45	0	0	1	1	0	0	1	0	0	0	0	0	0	0	0	3
21:00	0	0	1	2	5	6	1	1	0	0	0	0	0	0	0	16
21:15	0	2	1	0	0	0	0	1	0	0	0	0	0	0	0	4
21:30	0	1	1	0	0	1	0	1	0	0	0	0	0	0	0	4
21:45	0	0	1	0	0	0	0	0	0	0	0	0	0	0	0	1
22:00	0	1	0	0	0	2	0	0	0	0	0	0	0	0	0	3
22:15	0	4	3	0	0	3	0	2	0	0	0	0	0	0	0	12
22:30	0	1	1	0	0	0	1	0	0	0	0	0	0	0	0	3
22:45	0	0	0	0	0	0	0	0	0	0	0	0	0	0	0	0
23:00	0	0	0	0	1	1	2	1	0	0	0	0	0	0	0	7
23:15	0	0	0	0	0	0	0	0	0	0	0	0	0	0	0	0
23:30	0	0	0	2	0	2	0	0	0	0	0	0	0	0	0	4
23:45	1	0	0	1	2	0	0	0	0	0	0	0	0	0	0	4
24:00	0	0	0	2	1	0	0	0	0	0	0	0	0	0	0	3
24:15	1	0	0	5	3	2	0	0	0	0	0	0	0	0	0	11
24:30	0	0	1	0	0	0	0	0	0	0	0	0	0	0	0	1
24:45	0	0	0	1	0	0	0	0	0	0	0	0	0	0	0	1
25:00	0	0	0	0	0	1	0	0	0	0	0	0	0	0	0	1
25:15	0	0	0	0	0	0	1	0	0	0	0	0	0	0	0	0
25:30	0	0	0	0	1	0	0	0	0	0	0	0	0	0	0	1
25:45	0	2	0	0	0	0	0	0	0	0	0	0	0	0	0	2
26:00	0	2	0	0	1	0	1	0	0	0	0	0	0	0	0	4
Total	3	9	11	25	19	32	20	6	2	0	0	0	0	0	0	127
Total Stats	6	13	19	34	37	41	28	10	3	0	0	0	0	0	0	191

15th Percentile : 18 MPH
 50th Percentile : 27 MPH
 85th Percentile : 33 MPH
 95th Percentile : 35 MPH

Mean Speed(Average) : 26 MPH
 10 MPH Pace Speed : 25-34 MPH
 Number in Pace : 113
 Percent in Pace : 59.2%
 Number of Vehicles > 31 MPH : 41
 Percent of Vehicles > 31 MPH : 21.5%

Traffic Survey Specialists, Inc.

624 Gardenia Terrace, Delray Beach, Florida 33444

Phone (561) 272-3255 Fax (561) 272-4381

West Park, Florida
Broward
Allen Road SE of Hallandale Beach Blvd

050203T
Site Code: 00000050203
Station ID: 009601260020
Date Start: 03-May-11
Date End: 04-May-11

Westbound

Start Time	0 10	11 15	16 20	21 25	26 28	29 31	32 34	35 37	38 40	41 43	44 46	47 49	50 52	53 55	56 147	Total
5/3/11	0	0	0	0	0	0	0	0	0	0	0	0	0	0	0	0
00:15	0	0	0	0	1	0	0	0	0	1	0	0	0	0	0	2
00:30	0	0	0	0	1	0	0	0	0	0	0	0	0	0	0	1
00:45	0	0	0	0	0	0	0	0	0	0	0	0	0	0	0	0
01:00	0	0	0	0	2	0	0	0	0	1	0	0	0	0	0	3
01:15	0	0	0	1	1	1	0	0	0	0	0	0	0	0	0	2
01:30	0	0	1	0	0	0	0	0	0	0	0	0	0	0	0	1
01:45	0	0	0	0	0	0	0	0	0	0	0	0	0	0	0	0
02:00	0	0	1	0	1	1	0	0	0	0	0	0	0	0	0	3
02:15	0	0	1	0	1	0	0	0	0	0	0	0	0	0	0	2
02:30	0	0	0	0	0	0	0	0	0	0	0	0	0	0	0	0
02:45	0	0	0	0	0	0	0	0	0	0	0	0	0	0	0	0
03:00	0	0	1	0	1	0	0	0	0	0	0	0	0	0	0	2
03:15	0	0	0	0	0	0	0	0	1	0	0	0	0	0	0	1
03:30	0	0	0	0	0	0	0	0	0	0	0	0	0	0	0	0
03:45	0	0	0	0	0	1	0	0	0	0	0	0	0	0	0	1
04:00	0	0	0	0	0	1	0	0	1	0	0	0	0	0	0	2
04:15	0	0	0	0	0	0	0	0	0	0	0	0	0	0	0	0
04:30	0	0	0	0	0	0	0	0	0	0	0	0	0	0	0	0
04:45	0	0	0	0	0	0	0	0	0	0	0	0	0	0	0	0
05:00	0	0	1	0	0	0	0	0	0	0	0	0	0	0	0	1
05:15	0	1	0	0	0	0	0	0	0	0	0	0	0	0	0	1
05:30	0	0	0	0	0	0	0	0	0	0	0	0	0	0	0	0
05:45	0	0	0	0	0	0	0	0	0	0	0	0	0	0	0	0
06:00	0	1	1	0	0	0	0	0	0	0	0	0	0	0	0	2
06:15	0	0	0	0	0	0	0	1	0	0	0	0	0	0	0	1
06:30	0	0	1	1	0	0	1	1	0	0	0	0	0	0	0	4
06:45	0	0	0	3	1	0	0	0	1	0	0	0	0	0	0	5
07:00	0	0	1	4	1	1	1	2	1	0	0	0	0	0	0	11
07:15	0	0	0	1	0	1	0	1	0	0	0	0	0	0	0	3
07:30	0	0	2	2	0	2	1	0	0	1	1	0	0	0	0	7
07:45	0	0	2	0	0	0	0	0	1	1	0	0	0	0	0	4
08:00	0	0	2	1	0	3	2	0	0	0	0	0	0	0	0	6
08:15	1	1	4	0	6	3	1	1	1	2	1	0	0	0	0	20
08:30	0	0	2	2	2	2	1	1	0	0	0	0	0	0	0	10
08:45	0	0	0	1	0	1	2	1	0	0	0	0	0	0	0	5
09:00	0	0	0	2	0	0	1	1	0	1	0	0	0	0	0	5
09:15	0	0	0	1	1	0	0	0	0	0	0	0	0	0	0	2
09:30	1	1	0	6	3	3	4	3	0	1	0	0	0	0	0	22
09:45	0	0	0	1	0	0	1	0	0	0	0	0	0	0	0	2
10:00	0	0	0	1	0	0	1	0	0	0	0	0	0	0	0	2
10:15	0	0	0	1	0	0	1	0	0	0	0	0	0	0	0	2
10:30	0	0	1	0	1	1	0	1	0	0	0	0	0	0	0	4
10:45	0	0	0	2	0	0	0	0	0	0	0	0	0	0	0	0
11:00	0	0	1	2	1	4	1	3	1	0	0	0	0	0	0	13
11:15	0	0	0	0	0	0	1	1	0	0	1	0	0	0	0	3
11:30	0	0	0	1	0	0	0	0	0	0	1	0	0	0	0	2
11:45	0	1	1	0	0	2	0	1	1	0	0	0	0	0	0	6
Total	0	1	2	1	0	2	1	3	1	0	2	0	0	0	0	13
Total	1	3	10	19	10	19	12	13	5	4	3	0	0	0	0	99

Traffic Survey Specialists, Inc.

624 Gardenia Terrace, Delray Beach, Florida 33444

Phone (561) 272-3255 Fax (561) 272-4381

West Park, Florida
Broward
Allen Road SE of Hallandale Beach Blvd

050203T
Site Code: 000000050203
Station ID: 009601260020
Date Start: 03-May-11
Date End: 04-May-11

Westbound

Start Time	010	1115	1620	2125	2628	2931	3234	3537	3840	4143	4446	4749	5052	5355	56147	Total
12 PM	0	0	1	0	0	0	0	1	0	0	0	0	0	0	0	2
12:15	0	0	0	1	0	0	0	0	0	0	0	0	0	0	0	1
12:30	0	0	0	0	0	3	1	0	0	0	0	0	0	0	0	4
12:45	0	0	0	0	0	0	1	0	0	0	0	0	0	0	0	1
13:00	0	0	1	1	0	3	2	1	0	0	0	0	0	0	0	8
13:15	0	0	0	1	1	1	1	0	0	0	0	0	0	0	0	4
13:30	0	1	0	0	0	0	0	0	0	1	1	0	0	0	0	3
13:45	0	0	0	0	0	0	0	0	0	0	0	0	0	0	0	0
14:00	0	0	0	0	1	1	0	0	0	0	0	0	0	0	0	2
14:15	0	1	0	1	2	2	1	0	0	1	1	0	0	0	0	9
14:30	0	0	1	0	1	0	0	0	0	0	0	0	0	0	0	2
14:45	0	0	0	0	1	1	0	0	0	0	0	0	0	0	0	4
15:00	0	0	1	0	1	0	0	0	0	2	0	0	0	0	0	4
15:15	0	0	2	0	4	2	1	1	0	0	2	0	0	0	0	12
15:30	0	0	1	1	0	1	0	0	1	0	0	0	0	0	0	4
15:45	0	0	0	1	2	0	0	0	0	0	0	0	0	0	0	3
16:00	0	0	0	1	0	0	0	0	0	0	0	0	0	0	0	1
16:15	0	0	0	0	0	0	0	1	0	0	0	0	0	0	0	1
16:30	0	0	1	3	2	1	0	1	1	0	0	0	0	0	0	9
16:45	0	0	1	0	0	0	0	0	0	0	0	0	0	0	0	1
17:00	1	1	0	0	0	0	1	0	1	0	0	0	0	0	0	7
17:15	1	1	3	2	1	2	3	0	1	1	0	0	0	0	0	15
17:30	0	1	0	0	0	1	0	1	0	0	0	0	0	0	0	3
17:45	0	0	0	0	1	0	0	0	0	0	0	0	0	0	0	1
18:00	0	0	0	0	1	0	0	0	0	0	1	0	0	0	0	2
18:15	0	0	1	2	0	0	0	0	0	0	0	0	0	0	0	3
18:30	0	0	2	1	1	1	2	0	0	0	0	0	0	0	0	1
18:45	1	1	0	0	0	0	1	0	1	1	0	0	0	0	0	4
19:00	0	1	0	4	3	1	2	2	0	0	0	0	0	0	0	13
19:15	0	0	0	0	2	0	0	0	0	0	0	0	0	0	0	2
19:30	0	0	0	1	0	0	0	0	1	0	0	0	0	0	0	2
19:45	0	1	0	1	1	1	0	2	1	0	0	0	0	0	0	7
20:00	0	0	0	1	0	0	0	1	0	0	0	0	0	0	0	2
20:15	0	1	0	3	3	1	0	3	2	0	0	0	0	0	0	13
20:30	1	0	0	1	1	0	1	0	0	0	0	0	0	0	0	4
20:45	0	0	1	0	1	0	1	0	1	0	0	0	0	0	0	4
21:00	0	1	0	1	0	0	0	0	0	0	0	0	0	0	0	3
21:15	0	0	0	0	0	0	0	0	0	0	0	0	0	0	0	2
21:30	0	0	1	0	1	1	0	0	0	0	0	0	0	0	0	3
21:45	0	0	0	0	0	0	0	0	0	0	0	0	0	0	0	0
22:00	0	1	2	3	1	1	0	0	0	0	0	0	0	0	0	8
22:15	0	0	1	0	0	1	0	0	0	0	0	0	0	0	0	2
22:30	0	0	0	0	1	0	0	0	0	0	0	0	0	0	0	1
22:45	0	0	0	0	0	0	0	0	0	0	0	0	0	0	0	0
23:00	0	0	1	0	1	1	0	0	0	0	0	0	0	0	0	3
23:15	0	0	0	1	0	0	1	0	0	0	0	0	0	0	0	2
23:30	0	0	1	0	1	0	0	0	0	0	0	0	0	0	0	2
23:45	0	0	0	0	0	1	0	0	0	0	0	0	0	0	0	1
Total	0	0	1	3	1	1	1	0	0	0	0	0	0	0	0	7
Total	2	7	13	24	22	17	13	10	5	2	4	0	0	0	0	119
Total	3	10	23	43	32	36	25	23	10	6	7	0	0	0	0	218

Stats
15th Percentile : 20 MPH
50th Percentile : 28 MPH
85th Percentile : 36 MPH
95th Percentile : 41 MPH

Mean Speed(Average) : 28 MPH
10 MPH Pace Speed : 22-31 MPH
Number in Pace : 102
Percent in Pace : 46.8%
Number of Vehicles > 31 MPH : 71
Percent of Vehicles > 31 MPH : 32.6%

Traffic Survey Specialists, Inc.

624 Gardenia Terrace, Delray Beach, Florida 33444

Phone (561) 272-3255 Fax (561) 272-4381

West Park, Florida
Broward
Allen Road SE of Hallandale Beach Blvd

050203T
Site Code: 00000050203
Station ID: 009601260020
Date Start: 03-May-11
Date End: 04-May-11

Eastbound, Westbound

Start Time	010	1115	1620	2125	2628	2931	3234	3537	3840	4143	4446	4749	5052	5355	56147	Total
5/3/11	0	0	1	0	1	0	1	0	0	0	0	0	0	0	0	3
00:15	0	0	0	0	1	0	0	0	0	1	0	0	0	0	0	2
00:30	0	0	0	0	1	0	0	0	0	0	0	0	0	0	0	1
00:45	0	0	0	0	0	0	0	0	0	0	0	0	0	0	0	0
01:00	0	0	1	0	3	0	1	0	0	1	0	0	0	0	0	6
01:15	0	0	0	2	1	1	0	0	0	0	0	0	0	0	0	4
01:30	0	0	2	0	0	0	0	0	0	0	0	0	0	0	0	2
01:45	0	0	0	0	0	0	0	0	0	0	0	0	0	0	0	0
02:00	0	0	2	2	1	1	0	0	0	0	0	0	0	0	0	6
02:15	2	0	1	0	1	0	0	0	0	0	0	0	0	0	0	4
02:30	0	0	0	0	0	0	0	0	0	0	0	0	0	0	0	0
02:45	0	0	0	0	0	0	0	0	0	0	0	0	0	0	0	0
03:00	2	0	1	0	1	0	0	0	0	0	0	0	0	0	0	4
03:15	0	0	0	0	0	0	0	0	1	0	0	0	0	0	0	1
03:30	0	0	0	0	1	0	0	0	0	0	0	0	0	0	0	1
03:45	0	0	0	0	0	0	0	0	0	0	0	0	0	0	0	0
04:00	0	0	0	0	1	1	0	0	1	0	0	0	0	0	0	3
04:15	0	0	0	0	0	0	0	0	0	0	0	0	0	0	0	0
04:30	0	0	0	0	0	0	0	0	0	0	0	0	0	0	0	0
04:45	0	0	0	0	0	0	0	0	0	0	0	0	0	0	0	0
05:00	0	0	0	0	0	0	0	0	0	0	0	0	0	0	0	0
05:15	0	1	0	0	0	0	0	0	0	0	0	0	0	0	0	1
05:30	0	0	0	0	0	0	0	0	0	0	0	0	0	0	0	0
05:45	0	0	0	0	0	0	0	0	0	0	0	0	0	0	0	0
06:00	0	1	1	0	0	0	0	0	0	0	0	0	0	0	0	2
06:15	0	0	0	0	0	0	0	1	0	0	0	0	0	0	0	1
06:30	0	1	0	0	0	1	0	0	0	0	0	0	0	0	0	2
06:45	0	0	1	1	0	1	1	1	0	0	0	0	0	0	0	5
07:00	0	0	0	3	1	0	0	0	1	0	0	0	0	0	0	5
07:15	0	1	1	4	1	2	1	2	1	0	0	0	0	0	0	13
07:30	0	0	0	1	1	1	0	1	0	0	0	0	0	0	0	4
07:45	0	0	0	3	0	3	2	0	0	1	1	0	0	0	0	10
08:00	0	0	3	0	0	1	0	0	1	1	0	0	0	0	0	6
08:15	1	0	0	1	0	3	3	1	0	0	0	0	0	0	0	9
08:30	1	0	3	5	1	8	5	2	1	2	1	0	0	0	0	29
08:45	1	1	1	2	6	4	1	2	0	0	0	0	0	0	0	18
09:00	0	0	0	2	2	1	2	1	0	0	0	0	0	0	0	8
09:15	0	0	1	2	0	1	1	1	0	1	0	0	0	0	0	7
09:30	0	0	0	2	4	1	1	0	0	0	0	0	0	0	0	8
09:45	1	1	2	8	12	7	5	4	0	1	0	0	0	0	0	41
10:00	0	0	0	1	1	0	1	0	1	0	0	0	0	0	0	4
10:15	0	0	0	1	2	1	2	0	0	0	0	0	0	0	0	6
10:30	0	1	2	1	1	1	1	1	0	0	0	0	0	0	0	8
10:45	0	0	0	0	0	0	0	0	0	0	0	0	0	0	0	0
11:00	0	1	2	2	3	4	2	4	1	0	0	0	0	0	0	19
11:15	0	0	0	2	0	0	1	1	0	0	1	0	0	0	0	5
11:30	0	1	0	1	1	0	0	0	0	0	1	0	0	0	0	4
11:45	0	0	2	1	0	0	1	1	0	0	0	0	0	0	0	5
Total	0	1	1	0	0	3	0	2	1	0	0	0	0	0	0	8
	0	2	3	4	1	3	2	4	1	0	2	0	0	0	0	22
Total	4	7	18	28	28	28	20	17	6	4	3	0	0	0	0	163

Traffic Survey Specialists, Inc.

West Park, Florida
 Broward
 Allen Road SE of Hallandale Beach Blvd

624 Gardenia Terrace, Delray Beach, Florida 33444
 Phone (561) 272-3255 Fax (561) 272-4381

050203T
 Site Code: 000000050203
 Station ID: 009601260020
 Date Start: 03-May-11
 Date End: 04-May-11

Eastbound, Westbound

Start Time	0 10	11 15	16 20	21 25	26 28	29 31	32 34	35 37	38 40	41 43	44 46	47 49	50 52	53 55	56 147	Total
12 PM	0	0	1	0	0	1	0	1	0	0	0	0	0	0	0	3
12:15	0	0	0	2	1	0	1	0	0	0	0	0	0	0	0	4
12:30	0	0	0	0	0	4	2	0	0	0	0	0	0	0	0	6
12:45	0	0	0	0	0	1	1	0	0	0	0	0	0	0	0	2
13:00	0	0	1	2	1	6	4	1	0	0	0	0	0	0	0	15
13:15	0	0	0	1	1	2	2	0	0	0	0	0	0	0	0	6
13:30	0	1	0	1	1	1	0	0	0	1	1	0	0	0	0	6
13:45	0	0	0	0	0	0	0	0	0	0	0	0	0	0	0	0
14:00	1	0	0	1	1	1	0	0	0	0	0	0	0	0	0	4
14:15	1	1	0	3	3	4	2	0	0	1	1	0	0	0	0	16
14:30	0	0	1	1	1	3	0	0	0	0	0	0	0	0	0	6
14:45	0	0	1	0	2	1	3	0	0	0	0	0	0	0	0	7
15:00	0	0	3	2	5	7	5	1	0	0	2	0	0	0	0	25
15:15	0	0	1	2	0	2	1	0	1	0	0	0	0	0	0	7
15:30	0	1	0	2	2	1	0	0	0	0	0	0	0	0	0	6
15:45	0	0	0	2	1	1	0	1	0	0	0	0	0	0	0	5
16:00	0	0	0	0	0	0	1	1	0	0	0	0	0	0	0	2
16:15	0	1	1	6	3	4	2	2	1	0	0	0	0	0	0	20
16:30	0	0	1	0	1	0	1	0	0	0	0	0	0	0	0	3
16:45	0	0	0	2	1	4	0	0	0	0	0	0	0	0	0	7
17:00	1	0	4	2	1	3	3	0	0	0	0	0	0	0	0	14
17:15	1	2	0	1	1	0	2	0	2	1	0	0	0	0	0	10
17:30	2	2	5	5	4	7	6	0	2	1	0	0	0	0	0	34
17:45	0	1	0	0	0	2	0	1	1	0	0	0	0	0	0	5
18:00	0	0	1	3	3	0	1	0	0	0	0	0	0	0	0	8
18:15	0	0	1	2	1	0	2	0	0	0	1	0	0	0	0	7
18:30	0	0	1	3	0	0	1	1	0	0	0	0	0	0	0	6
18:45	0	1	3	8	4	2	4	2	1	0	1	0	0	0	0	26
19:00	0	0	0	3	4	3	1	1	0	0	0	0	0	0	0	12
19:15	0	0	0	2	1	2	0	1	0	0	0	0	0	0	0	6
19:30	0	0	0	0	1	2	1	0	0	0	0	0	0	0	0	4
19:45	0	1	1	1	2	0	1	1	0	0	0	0	0	0	0	7
20:00	0	1	1	6	8	7	3	3	0	0	0	0	0	0	0	29
20:15	0	2	1	0	2	0	0	1	0	0	0	0	0	0	0	6
20:30	0	1	1	1	0	1	0	1	1	0	0	0	0	0	0	6
20:45	0	1	1	1	1	1	0	2	1	0	0	0	0	0	0	8
21:00	0	1	0	1	0	2	0	1	0	0	0	0	0	0	0	5
21:15	0	5	3	3	3	4	0	5	2	0	0	0	0	0	0	25
21:30	1	1	1	1	1	0	2	0	0	0	0	0	0	0	0	7
21:45	0	0	1	0	1	0	1	0	1	0	0	0	0	0	0	4
22:00	0	1	0	1	1	1	1	1	0	0	0	0	0	0	0	6
22:15	0	0	0	2	0	0	0	0	0	0	0	0	0	0	0	3
22:30	0	0	0	2	3	2	5	2	1	0	0	0	0	0	0	20
22:45	0	1	0	2	0	0	0	0	0	0	0	0	0	0	0	3
23:00	0	0	1	3	0	2	0	0	0	0	0	0	0	0	0	6
23:15	1	0	1	1	3	1	0	0	0	0	0	0	0	0	0	7
23:30	0	0	0	2	1	0	0	0	0	0	0	0	0	0	0	3
23:45	1	1	2	8	4	3	0	0	0	0	0	0	0	0	0	19
24:00	0	0	2	0	0	1	0	0	0	0	0	0	0	0	0	3
24:15	0	0	0	1	1	0	0	0	0	0	0	0	0	0	0	2
24:30	0	0	0	0	0	1	0	0	0	0	0	0	0	0	0	1
24:45	0	0	0	0	0	0	0	0	0	0	0	0	0	0	0	0
25:00	0	0	2	1	1	2	0	0	0	0	0	0	0	0	0	6
25:15	0	0	0	1	0	0	2	0	0	0	0	0	0	0	0	3
25:30	0	0	1	0	1	0	0	0	0	0	0	0	0	0	0	2
25:45	0	0	0	0	1	1	0	0	0	0	0	0	0	0	0	2
26:00	0	2	0	2	0	0	0	0	0	0	0	0	0	0	0	4
26:15	0	2	1	3	2	1	2	0	0	0	0	0	0	0	0	11
Total	5	16	24	49	41	49	33	16	7	2	4	0	0	0	0	246
Total Stats	9	23	42	77	69	77	53	33	13	6	7	0	0	0	0	409

15th Percentile : 19 MPH
 50th Percentile : 28 MPH
 85th Percentile : 34 MPH
 95th Percentile : 39 MPH

Mean Speed(Average) : 27 MPH
 10 MPH Pace Speed : 25-34 MPH
 Number in Pace : 214
 Percent in Pace : 52.3%
 Number of Vehicles > 31 MPH : 112
 Percent of Vehicles > 31 MPH : 27.4%

Traffic Survey Specialists, Inc.

West Park, Florida
Broward
Allen Road SE of Sutton Road

624 Gardenia Terrace, Delray Beach, Florida 33444
Phone (561) 272-3255 Fax (561) 272-4381

Untitled S
Site Code: 00000050202
Station ID: 000058410088
Date Start: 03-May-11
Date End: 04-May-11

Eastbound

Start Time	0 10	11 15	16 20	21 25	26 28	29 31	32 34	35 37	38 40	41 43	44 46	47 49	50 52	53 55	56 147	Total
5/3/11	1	0	0	0	0	1	0	0	0	0	0	0	0	0	0	2
00:15	0	0	0	0	0	0	0	0	0	0	0	0	0	0	0	0
00:30	0	0	0	0	0	0	0	0	0	0	0	0	0	0	0	0
00:45	0	0	0	0	0	0	0	0	0	0	0	0	0	0	0	0
01:00	1	0	0	0	0	1	0	0	0	0	0	0	0	0	0	2
01:15	0	0	0	1	0	0	0	0	0	0	0	0	0	0	0	1
01:30	0	0	0	0	0	0	0	0	0	0	0	0	0	0	0	0
01:45	0	0	0	0	0	0	0	0	0	0	0	0	0	0	0	0
02:00	0	0	0	1	0	0	0	0	0	0	0	0	0	0	0	1
02:15	0	0	0	0	0	0	0	0	0	0	0	0	0	0	0	0
02:30	0	0	0	0	0	0	0	0	0	0	0	0	0	0	0	0
02:45	0	0	0	0	0	0	0	0	0	0	0	0	0	0	0	0
03:00	0	0	0	0	0	0	0	0	0	0	0	0	0	0	0	0
03:15	0	0	0	0	0	0	0	0	0	0	0	0	0	0	0	0
03:30	0	0	0	0	0	0	0	0	0	0	0	0	0	0	0	0
03:45	0	0	0	0	0	0	0	0	0	0	0	0	0	0	0	0
04:00	0	0	0	0	0	0	0	0	0	0	0	0	0	0	0	0
04:15	0	0	0	0	0	0	0	0	0	0	0	0	0	0	0	0
04:30	0	0	0	0	0	0	0	0	0	0	0	0	0	0	0	0
04:45	0	0	0	0	0	0	0	0	0	0	0	0	0	0	0	0
05:00	0	0	0	0	0	0	0	0	0	0	0	0	0	0	0	0
05:15	0	0	0	0	0	0	0	0	0	0	0	0	0	0	0	0
05:30	0	0	0	0	0	0	0	0	0	0	0	0	0	0	0	0
05:45	0	0	0	0	1	0	0	0	0	0	0	0	0	0	0	1
06:00	0	0	0	0	1	0	0	0	0	0	0	0	0	0	0	1
06:15	0	0	1	0	0	0	0	0	0	0	0	0	0	0	0	1
06:30	0	0	0	0	1	1	0	0	0	0	0	0	0	0	0	2
06:45	0	0	0	0	0	0	0	0	0	0	0	0	0	0	0	0
07:00	0	0	1	0	2	1	1	1	0	0	0	0	0	0	0	6
07:15	0	0	0	1	0	0	0	0	0	0	0	0	0	0	0	1
07:30	0	0	0	0	3	2	0	1	0	0	0	0	0	0	0	6
07:45	0	1	1	2	1	0	0	0	0	0	0	0	0	0	0	5
08:00	0	0	0	0	0	3	1	1	0	0	0	0	0	0	0	5
08:15	0	1	1	3	4	5	1	2	0	0	0	0	0	0	0	17
08:30	0	0	0	1	1	1	0	1	0	0	0	0	0	0	0	4
08:45	0	0	0	0	2	0	0	0	0	0	0	0	0	0	0	2
09:00	0	0	0	0	1	4	1	0	0	0	0	0	0	0	0	6
09:15	0	0	0	1	0	0	0	0	1	0	0	0	0	0	0	2
09:30	0	0	0	2	4	5	1	1	1	0	0	0	0	0	0	14
09:45	0	0	0	2	0	1	0	0	0	0	0	0	0	0	0	3
10:00	0	0	0	0	0	1	0	0	0	0	0	0	0	0	0	1
10:15	0	0	0	0	0	1	0	0	0	0	0	0	0	0	0	1
10:30	0	0	0	1	0	0	0	0	0	0	0	0	0	0	0	1
10:45	0	0	0	2	0	0	0	0	0	0	0	0	0	0	0	2
11:00	0	0	4	4	0	1	0	0	0	0	0	0	0	0	0	9
11:15	0	0	0	2	1	2	2	0	0	0	0	0	0	0	0	7
11:30	0	1	0	0	0	0	0	0	0	0	0	0	0	0	0	1
11:45	0	0	0	0	1	1	1	0	0	0	0	0	0	0	0	3
Total	0	0	1	0	0	0	0	0	0	0	0	0	0	0	0	1
Total	1	2	7	16	14	19	7	4	1	1	0	0	0	0	0	72

Traffic Survey Specialists, Inc.

624 Gardenia Terrace, Delray Beach, Florida 33444

Phone (561) 272-3255 Fax (561) 272-4381

West Park, Florida
Broward
Allen Road SE of Sutton Road

Untitled S
Site Code: 000000050202
Station ID: 000058410088
Date Start: 03-May-11
Date End: 04-May-11

Eastbound

Start Time	010	1115	1620	2125	2628	2931	3234	3537	3840	4143	4446	4749	5052	5355	56147	Total
12 PM	2	0	0	0	0	1	0	2	0	0	0	0	0	0	0	5
12:15	0	1	0	1	1	0	0	0	0	0	0	0	0	0	0	3
12:30	0	0	0	0	1	0	0	0	0	0	0	0	0	0	0	1
12:45	0	0	0	0	0	0	0	0	0	1	0	0	0	0	0	1
13:00	2	1	0	1	2	1	0	2	0	1	0	0	0	0	0	10
13:15	0	0	0	1	1	0	2	0	0	0	0	0	0	0	0	4
13:30	0	0	1	2	1	1	0	0	0	0	0	0	0	0	0	5
13:30	0	0	0	0	0	0	0	0	0	0	0	0	0	0	0	0
13:45	0	0	0	2	1	0	0	0	1	0	0	0	0	0	0	4
14:00	0	0	1	5	3	1	2	0	1	0	0	0	0	0	0	13
14:15	0	1	1	1	2	1	0	0	0	0	0	0	0	0	0	6
14:30	0	0	1	0	0	0	1	0	0	0	0	0	0	0	0	2
14:45	0	0	0	0	0	0	1	0	0	0	0	0	0	0	0	1
15:00	0	1	3	1	3	1	3	0	0	0	0	0	0	0	0	12
15:15	0	0	2	1	2	0	0	0	0	0	0	0	0	0	0	5
15:30	0	0	0	1	0	0	0	0	0	0	0	0	0	0	0	1
15:30	0	0	1	1	0	2	0	0	0	0	0	0	0	0	0	4
15:45	0	0	0	1	0	1	0	0	1	0	0	0	0	0	0	3
16:00	0	0	3	4	2	3	0	0	1	0	0	0	0	0	0	13
16:15	0	0	0	1	0	0	0	1	0	0	0	0	0	0	0	2
16:30	0	0	0	1	3	1	0	0	1	0	0	0	0	0	0	6
16:30	0	0	1	0	2	3	0	0	0	0	0	0	0	0	0	6
16:45	0	0	1	1	1	0	1	3	0	0	0	0	0	0	0	7
17:00	0	0	2	3	6	4	1	4	1	0	0	0	0	0	0	21
17:15	0	0	1	1	0	1	0	0	0	0	0	0	0	0	0	3
17:15	0	0	0	2	3	0	1	0	1	0	0	0	0	0	0	7
17:30	0	0	0	1	1	0	1	0	0	0	0	0	0	0	0	3
17:45	0	0	0	1	0	0	0	1	0	0	0	0	0	0	0	2
18:00	0	0	1	5	4	1	2	1	1	0	0	0	0	0	0	15
18:15	0	0	0	2	0	2	0	2	0	0	0	0	0	0	0	6
18:30	0	0	2	1	0	2	0	0	0	0	0	0	0	0	0	5
18:30	0	1	0	2	0	2	0	1	1	0	0	0	0	0	0	7
18:45	0	0	0	1	1	0	0	0	0	0	0	0	0	0	0	2
19:00	0	1	2	6	1	6	0	3	1	0	0	0	0	0	0	20
19:15	0	0	0	1	0	1	1	0	0	0	0	0	0	0	0	3
19:15	0	0	3	3	0	0	0	0	0	0	0	0	0	0	0	6
19:30	0	0	0	0	0	0	0	1	0	0	0	0	0	0	0	1
19:45	0	0	1	1	0	0	0	0	0	0	0	0	0	0	0	2
20:00	0	0	4	5	0	1	1	1	0	0	0	0	0	0	0	12
20:15	0	0	0	1	0	0	0	0	0	0	0	0	0	0	0	1
20:30	0	0	0	0	3	0	0	0	0	0	0	0	0	0	0	3
20:30	0	0	0	0	0	1	1	0	0	0	0	0	0	0	0	2
20:45	0	0	2	1	0	0	0	0	0	0	0	0	0	0	0	3
21:00	0	0	2	2	3	1	1	0	0	0	0	0	0	0	0	9
21:15	0	0	0	1	0	0	0	1	0	0	0	0	0	0	0	2
21:15	0	0	1	0	0	1	1	0	0	0	0	0	0	0	0	3
21:30	0	0	0	0	1	0	1	0	0	0	0	0	0	0	0	2
21:45	1	0	0	0	0	0	0	0	0	0	0	0	0	0	0	1
22:00	1	0	1	1	1	1	2	1	0	0	0	0	0	0	0	8
22:00	0	0	0	0	0	0	1	0	0	0	0	0	0	0	0	1
22:15	0	0	0	2	0	0	0	0	0	0	0	0	0	0	0	2
22:30	0	0	0	0	0	1	0	0	0	0	0	0	0	0	0	1
22:45	0	0	0	0	0	1	0	0	0	0	0	0	0	0	0	1
23:00	0	0	0	2	0	2	1	0	0	0	0	0	0	0	0	5
23:15	0	0	0	0	0	0	0	0	0	0	0	0	0	0	0	0
23:15	0	0	0	0	0	0	0	0	0	0	0	1	0	0	0	1
23:30	0	0	0	1	0	0	1	0	0	0	0	0	0	0	0	2
23:45	0	0	0	0	0	0	0	0	0	0	0	0	0	0	0	0
Total	0	0	0	1	0	0	1	0	0	0	0	1	0	0	0	3
Total	3	3	19	36	25	22	14	12	5	1	0	1	0	0	0	141
Total	4	5	26	52	39	41	21	16	6	2	0	1	0	0	0	213

Stats
15th Percentile : 20 MPH
50th Percentile : 27 MPH
85th Percentile : 33 MPH
95th Percentile : 37 MPH

Mean Speed(Average) : 27 MPH
10 MPH Pace Speed : 22-31 MPH
Number in Pace : 121
Percent in Pace : 56.8%
Number of Vehicles > 31 MPH : 46
Percent of Vehicles > 31 MPH : 21.6%

Traffic Survey Specialists, Inc.

624 Gardenia Terrace, Delray Beach, Florida 33444

Phone (561) 272-3255 Fax (561) 272-4381

West Park, Florida
Broward
Allen Road SE of Sutton Road

Untitled S
Site Code: 00000050202
Station ID: 000058410088
Date Start: 03-May-11
Date End: 04-May-11

Westbound

Start Time	010	1115	1620	2125	2628	2931	3234	3537	3840	4143	4446	4749	5052	5355	56147	Total
5/3/11	0	0	0	0	0	0	0	1	0	0	0	0	0	0	0	1
00:15	0	0	0	0	0	0	0	0	0	1	0	0	0	0	0	1
00:30	0	0	0	0	0	0	0	0	0	0	0	0	0	0	0	0
00:45	0	0	0	0	0	0	0	0	0	0	0	0	0	0	0	0
01:00	0	0	0	0	0	0	0	1	0	1	0	0	0	0	0	2
01:15	0	0	0	0	0	0	0	0	1	0	0	0	0	0	0	1
01:30	0	0	0	0	0	0	0	0	0	0	0	0	0	0	0	0
01:45	0	0	0	0	0	0	0	0	0	0	0	0	0	0	0	0
02:00	0	0	0	0	0	1	0	0	1	0	0	0	0	0	0	1
02:15	0	0	0	0	0	0	0	0	0	0	0	0	0	0	0	0
02:30	0	0	0	0	0	0	0	0	0	0	0	0	0	0	0	0
02:45	0	0	0	0	0	0	0	0	0	0	0	0	0	0	0	0
03:00	0	0	0	0	0	1	0	0	0	0	0	0	0	0	0	1
03:15	0	0	0	0	0	0	0	0	0	0	0	0	0	0	0	0
03:30	0	0	0	0	0	0	0	0	0	0	0	0	0	0	0	0
03:45	0	0	0	0	0	0	0	0	0	0	0	0	0	0	0	0
04:00	0	0	0	0	0	0	0	0	0	0	0	0	0	0	0	0
04:15	0	0	0	0	0	0	0	0	0	0	0	0	0	0	0	0
04:30	0	0	0	0	0	0	0	0	0	0	0	0	0	0	0	0
04:45	0	0	0	0	0	0	0	0	0	0	0	0	0	0	0	0
05:00	0	0	0	0	0	0	0	0	0	0	0	0	0	0	0	0
05:15	0	0	0	0	0	0	0	0	0	0	0	0	0	0	0	0
05:30	0	0	0	0	0	0	0	0	0	0	0	0	0	0	0	0
05:45	0	0	0	1	0	0	0	0	0	0	0	0	0	0	0	1
06:00	0	0	0	1	0	0	0	0	0	0	0	0	0	0	0	1
06:15	0	0	0	0	1	0	0	0	0	0	0	0	0	0	0	1
06:30	0	0	0	0	2	0	0	1	0	0	0	0	0	0	0	3
06:45	0	0	0	0	0	0	0	0	0	1	0	0	0	0	0	1
07:00	0	0	0	0	3	0	0	1	0	1	0	0	0	0	0	5
07:15	0	1	0	1	2	0	0	1	0	0	0	0	0	0	0	4
07:30	0	1	0	0	0	1	4	1	1	0	0	0	0	0	0	8
07:45	1	0	0	2	0	1	0	1	0	1	0	0	0	0	0	6
08:00	0	1	2	2	2	2	1	0	0	0	0	0	0	0	0	9
08:15	1	1	5	4	4	4	5	3	1	1	0	0	0	0	0	27
08:30	0	0	0	1	1	1	1	1	0	0	0	0	0	0	0	5
08:45	0	0	2	0	1	0	1	1	0	0	0	0	0	0	0	5
09:00	0	0	0	0	0	1	2	0	0	0	0	0	0	0	0	3
09:15	1	0	1	0	0	1	0	0	1	0	0	0	0	0	0	4
09:30	1	0	3	1	2	3	4	2	1	0	0	0	0	0	0	17
09:45	0	0	0	0	0	2	0	0	0	0	0	0	0	0	0	2
10:00	0	0	0	1	1	0	1	1	0	0	0	0	0	0	0	4
10:15	0	0	0	1	0	1	0	0	0	0	0	0	0	0	0	2
10:30	0	1	0	0	1	0	0	0	1	0	0	0	0	0	0	3
10:45	0	2	0	2	3	3	2	0	1	0	0	0	0	0	0	13
11:00	0	0	0	0	1	1	0	0	0	0	0	0	0	0	0	2
11:15	0	0	0	0	0	1	0	1	0	0	0	0	0	0	0	2
11:30	0	0	0	0	0	0	1	0	0	0	0	0	0	0	0	1
11:45	0	2	0	1	1	1	1	0	0	0	0	0	0	0	0	6
Total	2	5	6	12	15	17	16	10	4	3	0	0	0	0	0	90

Traffic Survey Specialists, Inc.

624 Gardenia Terrace, Delray Beach, Florida 33444

Phone (561) 272-3255 Fax (561) 272-4381

West Park, Florida
Broward
Allen Road SE of Sutton Road

Untitled S
Site Code: 00000050202
Station ID: 000058410088
Date Start: 03-May-11
Date End: 04-May-11

Westbound

Start Time	010	1115	1620	2125	2628	2931	3234	3537	3840	4143	4446	4749	5052	5355	56147	Total
12 PM	0	0	0	0	0	0	1	1	0	0	0	0	0	0	0	2
12:15	0	0	0	1	1	0	0	0	0	0	0	0	0	0	0	2
12:30	0	0	0	1	1	1	0	0	0	0	0	0	0	0	0	3
12:45	0	0	0	0	0	0	1	0	0	0	0	0	0	0	0	1
13:00	0	1	0	0	2	1	2	1	0	0	0	0	0	0	0	8
13:15	0	0	0	1	0	1	0	1	0	0	0	0	0	0	0	4
13:30	0	0	0	0	0	0	0	0	0	0	0	0	0	0	0	3
13:45	0	0	0	1	1	0	0	0	0	0	0	0	0	0	0	0
14:00	0	1	0	2	3	1	0	2	0	0	0	0	0	0	0	9
14:15	0	1	2	0	3	0	0	0	0	0	0	0	0	0	0	6
14:30	0	0	1	2	1	1	1	1	0	0	0	0	0	0	0	7
14:45	0	0	0	0	1	1	0	0	1	0	1	0	0	0	0	4
15:00	0	1	4	2	5	3	3	1	1	0	1	0	0	0	0	21
15:15	0	0	1	0	0	0	0	0	1	0	0	0	0	0	0	2
15:30	0	0	0	0	2	0	0	0	0	0	0	0	0	0	0	2
15:45	0	0	0	1	0	0	1	2	0	0	0	0	0	0	0	4
16:00	0	0	1	1	2	2	1	2	1	0	0	0	0	0	0	10
16:15	0	0	0	0	2	1	1	0	0	0	0	0	0	0	0	4
16:30	0	0	1	3	1	1	0	0	0	0	0	0	0	0	0	1
16:45	0	0	0	0	1	3	1	0	1	0	0	0	0	0	0	6
17:00	0	1	3	4	5	2	1	1	0	0	0	0	0	0	0	6
17:15	0	0	1	1	1	1	1	0	0	0	0	0	0	0	0	17
17:30	0	0	0	0	0	2	1	1	0	0	0	0	0	0	0	5
17:45	0	0	0	0	0	2	1	3	1	0	0	0	0	0	0	4
18:00	0	0	1	3	2	5	5	3	0	0	0	0	0	0	0	19
18:15	0	0	0	0	0	1	1	0	0	0	0	0	0	0	0	2
18:30	0	0	0	0	2	0	0	2	0	0	0	0	0	0	0	4
18:45	0	0	0	1	1	1	1	0	0	0	0	0	0	0	0	3
19:00	0	0	0	2	0	0	0	0	0	0	0	0	0	0	0	2
19:15	0	0	0	2	3	2	2	2	0	0	0	0	0	0	0	11
19:30	0	0	0	0	0	1	0	0	0	0	0	0	0	0	0	1
19:45	0	0	0	0	0	0	0	2	0	0	0	0	0	0	0	2
20:00	0	1	2	1	1	3	1	3	0	0	0	0	0	0	0	8
20:15	0	0	1	0	2	0	0	0	0	0	0	0	0	0	0	1
20:30	0	0	2	1	1	1	0	1	0	1	0	0	0	0	0	12
20:45	0	0	0	1	0	1	0	0	0	0	0	0	0	0	0	3
21:00	0	1	0	1	0	0	0	0	0	0	0	0	0	0	0	7
21:15	0	3	3	3	2	0	1	0	1	0	0	0	0	0	0	14
21:30	0	0	1	1	0	0	0	0	0	0	0	0	0	0	0	2
21:45	0	0	0	1	1	3	0	0	0	0	0	0	0	0	0	5
22:00	0	0	0	0	0	0	0	0	0	0	0	0	0	0	0	0
22:15	0	0	0	0	0	0	0	0	0	0	0	0	0	0	0	0
22:30	0	0	1	2	1	3	0	0	0	0	0	0	0	0	0	7
22:45	0	0	0	0	0	0	0	0	0	0	0	0	0	0	0	1
23:00	0	1	0	1	1	0	0	0	0	0	0	0	0	0	0	2
23:15	0	0	0	1	1	0	0	0	0	0	0	0	0	0	0	0
23:30	0	0	0	0	0	0	0	0	0	0	0	0	0	0	0	0
23:45	0	0	0	0	2	0	0	1	0	0	0	0	0	0	0	3
Total	0	5	13	22	30	27	17	17	3	1	1	0	0	0	0	136
Total Stats	2	10	19	34	45	44	33	27	7	4	1	0	0	0	0	226

15th Percentile : 21 MPH
50th Percentile : 29 MPH
85th Percentile : 35 MPH
95th Percentile : 38 MPH

Mean Speed(Average) : 28 MPH
10 MPH Pace Speed : 26-35 MPH
Number in Pace : 131
Percent in Pace : 58.0%
Number of Vehicles > 31 MPH : 72
Percent of Vehicles > 31 MPH : 31.9%

Traffic Survey Specialists, Inc.

624 Gardenia Terrace, Delray Beach, Florida 33444

Phone (561) 272-3255 Fax (561) 272-4381

West Park, Florida
Broward
Allen Road SE of Sutton Road

Untitled S
Site Code: 000000050202
Station ID: 000058410088
Date Start: 03-May-11
Date End: 04-May-11

Eastbound, Westbound

Start Time	010	1115	1620	2125	2628	2931	3234	3537	3840	4143	4446	4749	5052	5355	56147	Total
12 PM	2	0	0	0	0	1	1	3	0	0	0	0	0	0	0	7
12:15	0	1	0	2	2	0	0	0	0	0	0	0	0	0	0	5
12:30	0	0	0	1	2	1	0	0	0	0	0	0	0	0	0	4
12:45	0	0	0	0	0	0	1	0	0	1	0	0	0	0	0	2
13:00	2	1	0	3	4	2	2	3	0	1	0	0	0	0	0	18
13:15	0	1	0	1	3	0	2	1	0	0	0	0	0	0	0	8
13:30	0	0	1	3	1	2	0	1	0	0	0	0	0	0	0	8
13:45	0	0	0	0	0	0	0	0	0	0	0	0	0	0	0	0
14:00	0	0	0	3	2	0	0	0	1	0	0	0	0	0	0	6
14:15	0	1	1	7	6	2	2	2	1	0	0	0	0	0	0	22
14:30	0	2	3	1	5	1	0	0	0	0	0	0	0	0	0	12
14:45	0	0	2	2	2	1	2	1	0	0	0	0	0	0	0	10
15:00	0	0	1	0	1	1	1	0	1	0	1	0	0	0	0	6
15:15	0	0	1	0	0	1	3	0	0	0	0	0	0	0	0	5
15:30	0	2	7	3	8	4	6	1	1	0	1	0	0	0	0	33
15:45	0	0	3	1	2	0	0	0	1	0	0	0	0	0	0	7
16:00	0	0	0	1	2	0	0	0	0	0	0	0	0	0	0	3
16:15	0	0	1	1	0	4	0	0	0	0	0	0	0	0	0	6
16:30	0	0	0	2	0	1	1	2	1	0	0	0	0	0	0	7
16:45	0	0	0	4	5	4	5	1	2	0	0	0	0	0	0	23
17:00	0	0	0	1	2	1	1	1	0	0	0	0	0	0	0	6
17:15	0	0	0	1	3	1	0	1	1	0	0	0	0	0	0	7
17:30	0	0	2	3	3	4	0	0	0	0	0	0	0	0	0	12
17:45	0	0	1	1	2	3	2	3	1	0	0	0	0	0	0	13
18:00	0	0	3	6	10	9	3	5	2	0	0	0	0	0	0	38
18:15	0	0	2	2	1	2	1	0	0	0	0	0	0	0	0	8
18:30	0	0	0	2	3	2	2	1	1	0	0	0	0	0	0	11
18:45	0	0	0	1	2	1	4	1	0	0	0	0	0	0	0	9
19:00	0	0	0	3	0	1	0	2	0	0	0	0	0	0	0	6
19:15	0	0	2	8	6	6	7	4	1	0	0	0	0	0	0	34
19:30	0	0	0	2	0	3	1	2	0	0	0	0	0	0	0	8
19:45	0	0	2	1	2	2	0	2	0	0	0	0	0	0	0	9
20:00	0	1	0	2	1	3	1	1	1	0	0	0	0	0	0	10
20:15	0	0	0	3	1	0	0	0	0	0	0	0	0	0	0	4
20:30	0	1	2	8	4	8	2	5	1	0	0	0	0	0	0	31
20:45	0	0	0	1	0	2	1	0	0	0	0	0	0	0	0	4
21:00	0	0	0	1	0	2	1	0	0	0	0	0	0	0	0	4
21:15	0	0	3	3	0	0	0	2	0	0	0	0	0	0	0	8
21:30	0	1	2	1	0	2	1	2	0	0	0	0	0	0	0	9
21:45	0	0	1	1	1	0	0	0	0	0	0	0	0	0	0	3
22:00	0	1	6	6	1	4	2	4	0	0	0	0	0	0	0	24
22:15	0	0	1	1	2	0	0	0	0	0	0	0	0	0	0	4
22:30	0	0	2	1	4	1	0	1	0	1	0	0	0	0	0	10
22:45	0	0	0	1	0	2	1	0	0	0	0	0	0	0	0	4
23:00	0	1	2	2	0	0	0	0	0	0	0	0	0	0	0	5
23:15	0	1	5	5	6	3	1	1	0	1	0	0	0	0	0	23
23:30	0	0	1	2	0	0	0	1	0	0	0	0	0	0	0	4
23:45	0	0	1	1	1	4	1	0	0	0	0	0	0	0	0	8
24:00	0	0	0	0	1	0	1	0	0	0	0	0	0	0	0	2
24:15	1	0	0	0	0	0	0	0	0	0	0	0	0	0	0	1
24:30	1	0	2	3	2	4	2	1	0	0	0	0	0	0	0	15
24:45	0	0	0	0	1	0	1	0	0	0	0	0	0	0	0	2
25:00	0	1	0	3	0	0	0	0	0	0	0	0	0	0	0	4
25:15	0	0	0	0	0	1	0	0	0	0	0	0	0	0	0	1
25:30	0	0	0	0	0	1	0	0	0	0	0	0	0	0	0	1
25:45	0	0	0	0	0	1	0	0	0	0	0	0	0	0	0	1
26:00	0	1	0	3	1	2	1	0	0	0	0	0	0	0	0	8
26:15	0	0	0	0	1	0	0	0	0	0	0	0	0	0	0	1
26:30	0	0	0	0	0	0	1	0	0	0	0	1	0	0	0	2
26:45	0	0	0	1	0	0	1	0	0	0	0	0	0	0	0	2
27:00	0	0	0	0	2	0	0	1	0	0	0	0	0	0	0	3
27:15	0	0	0	1	3	0	2	1	0	0	0	1	0	0	0	8
Total	3	8	32	58	55	49	31	29	8	2	1	1	0	0	0	277
Total Stats	6	15	45	86	84	85	54	43	13	6	1	1	0	0	0	439

15th Percentile : 20 MPH
50th Percentile : 28 MPH
85th Percentile : 34 MPH
95th Percentile : 37 MPH

Mean Speed(Average) : 27 MPH
10 MPH Pace Speed : 25-34 MPH
Number in Pace : 240
Percent in Pace : 54.7%
Number of Vehicles > 31 MPH : 118
Percent of Vehicles > 31 MPH : 26.9%

Traffic Survey Specialists, Inc.

West Park, Florida
Broward
Edmund Road SE of Hallandale Beach Blvd

624 Gardenia Terrace, Delray Beach, Florida 33444
Phone (561) 272-3255 Fax (561) 272-4381

050205T
Site Code: 00000050205
Station ID: 000058410150
Date Start: 03-May-11
Date End: 04-May-11

Eastbound

Start Time	0 10	11 15	16 20	21 25	26 28	29 31	32 34	35 37	38 40	41 43	44 46	47 49	50 52	53 55	56 147	Total
5/3/11	0	0	0	1	1	0	0	0	0	0	0	0	0	0	0	2
00:15	0	0	0	0	0	0	0	0	0	0	0	0	0	0	0	0
00:30	0	0	0	0	0	1	0	0	0	0	0	0	0	0	0	1
00:45	0	0	0	0	0	0	0	0	0	0	0	0	0	0	0	0
01:00	0	0	0	1	1	1	0	0	0	0	0	0	0	0	0	3
01:15	0	0	0	0	1	0	0	2	0	0	0	0	0	0	0	3
01:15	0	0	0	2	0	0	0	0	0	0	0	0	0	0	0	2
01:30	0	0	0	0	0	1	2	0	0	0	0	0	0	0	0	3
01:45	0	0	0	0	0	0	0	0	0	0	0	0	0	0	0	0
02:00	0	0	0	2	1	1	2	2	0	0	0	0	0	0	0	8
02:00	0	0	0	0	1	0	0	1	0	0	0	0	0	0	0	2
02:15	0	0	0	1	1	0	0	0	0	0	0	0	0	0	0	2
02:30	0	0	0	0	0	0	0	0	0	0	0	0	0	0	0	0
02:45	0	0	0	0	0	0	0	0	0	0	0	0	0	0	0	0
03:00	0	0	0	1	2	0	0	1	0	0	0	0	0	0	0	4
03:00	0	0	0	0	0	0	0	0	0	0	0	0	0	0	0	0
03:15	0	0	0	0	0	0	0	0	0	0	0	0	0	0	0	0
03:30	0	0	0	0	0	0	0	0	0	0	0	0	0	0	0	0
03:45	0	0	0	0	0	0	0	0	0	0	0	0	0	0	0	0
04:00	0	0	0	0	0	0	0	0	0	0	0	0	0	0	0	0
04:15	0	0	0	0	0	0	0	0	0	0	0	0	0	0	0	0
04:30	0	0	0	0	0	0	0	0	0	0	0	0	0	0	0	0
04:45	0	0	0	0	0	0	0	0	0	0	0	0	0	0	0	0
05:00	0	0	0	0	0	0	0	0	0	0	0	0	0	0	0	0
05:15	0	0	0	0	0	0	0	0	0	0	0	0	0	0	0	0
05:30	0	0	0	0	1	0	0	0	0	0	0	0	0	0	0	1
05:45	0	0	0	0	0	0	0	0	0	0	0	0	0	0	0	0
06:00	0	0	0	0	1	0	0	0	0	0	0	0	0	0	0	1
06:15	0	0	0	0	0	0	0	0	0	0	0	0	0	0	0	0
06:30	0	0	0	1	0	1	1	0	0	0	0	0	0	0	0	3
06:45	0	1	0	0	0	1	0	2	0	0	0	0	0	0	0	4
07:00	0	1	0	1	0	3	1	2	0	0	0	0	0	0	0	8
07:00	0	0	0	0	0	2	0	1	0	0	0	0	0	0	0	3
07:15	0	0	0	2	1	2	3	6	2	1	0	0	0	0	0	17
07:30	0	0	0	1	2	1	6	1	0	1	0	0	0	0	0	12
07:45	0	0	1	0	1	0	2	0	0	0	0	0	0	0	0	4
08:00	0	0	1	3	4	5	11	8	2	2	0	0	0	0	0	36
08:00	0	0	0	1	0	0	0	0	0	0	0	0	0	0	0	1
08:15	0	0	0	1	0	0	0	0	0	0	0	0	0	0	0	1
08:30	0	0	0	0	0	1	0	0	0	0	0	0	0	0	0	1
08:45	0	0	0	0	0	1	0	2	1	0	0	0	0	0	0	4
09:00	0	0	0	2	0	2	0	2	1	0	0	0	0	0	0	7
09:00	0	0	0	1	1	0	2	0	0	0	0	0	0	0	0	4
09:15	0	0	0	0	0	1	1	0	0	0	0	0	0	0	0	2
09:30	0	0	0	1	1	0	0	0	0	0	0	0	0	0	0	2
09:45	0	0	0	0	1	0	0	1	0	0	0	0	0	0	0	2
10:00	0	0	0	2	3	1	3	1	0	0	0	0	0	0	0	10
10:00	1	0	0	0	0	0	1	0	0	0	0	0	0	0	0	2
10:15	0	0	0	1	0	1	0	1	0	0	0	0	0	0	0	3
10:30	0	0	0	0	0	2	0	0	2	0	0	0	0	0	0	4
10:45	0	0	0	0	3	1	1	2	0	1	0	0	0	0	0	8
11:00	1	0	0	1	3	4	2	3	2	1	0	0	0	0	0	17
11:00	0	0	0	1	0	0	0	0	0	0	0	0	0	0	0	1
11:15	0	0	0	0	1	2	0	0	0	0	0	0	0	0	0	3
11:30	0	0	0	0	1	1	0	1	0	0	0	0	0	0	0	3
11:45	0	0	0	0	0	2	1	1	0	0	0	0	0	0	0	4
Total	0	0	0	1	2	5	1	2	0	0	0	0	0	0	0	11
Total	1	1	1	14	17	22	20	21	5	3	0	0	0	0	0	105

Traffic Survey Specialists, Inc.

West Park, Florida
 Broward
 Edmund Road SE of Hallandale Beach Blvd

624 Gardenia Terrace, Delray Beach, Florida 33444
 Phone (561) 272-3255 Fax (561) 272-4381

050205T
 Site Code: 000000050205
 Station ID: 000058410150
 Date Start: 03-May-11
 Date End: 04-May-11

Eastbound

Start Time	0 10	11 15	16 20	21 25	26 28	29 31	32 34	35 37	38 40	41 43	44 46	47 49	50 52	53 55	56 147	Total
12 PM	0	0	0	1	1	0	0	0	0	0	0	0	0	0	0	2
12:15	0	0	0	2	2	0	0	0	1	0	0	0	0	0	0	5
12:30	0	0	1	2	1	1	0	1	1	0	0	0	0	0	0	7
12:45	0	1	0	3	0	1	0	0	1	0	0	0	0	0	0	6
13:00	0	1	1	8	4	2	0	1	3	0	0	0	0	0	0	20
13:15	0	0	0	1	1	1	2	1	0	0	1	0	0	0	0	7
13:30	0	0	0	1	0	0	0	0	0	0	0	0	0	0	0	1
13:45	0	1	0	2	0	0	3	1	0	0	0	0	0	0	0	7
14:00	0	0	1	1	0	0	0	0	0	0	0	0	0	0	0	2
14:15	0	1	1	5	1	1	5	2	0	0	1	0	0	0	0	17
14:30	0	0	0	0	1	2	3	2	0	0	0	0	0	0	0	8
14:45	0	0	1	1	0	0	0	0	1	0	1	0	0	0	0	6
15:00	0	0	0	0	0	1	0	1	1	0	1	0	0	0	0	4
15:15	0	0	1	1	2	6	4	3	2	0	2	0	0	0	0	21
15:30	0	0	0	0	0	2	0	1	0	0	0	0	0	0	0	3
15:45	0	0	0	1	2	3	0	3	0	0	0	0	0	1	0	10
16:00	0	0	1	0	0	2	0	0	0	0	0	0	0	0	0	3
16:15	0	0	0	1	2	7	0	5	1	0	0	0	0	1	1	19
16:30	0	0	0	0	0	1	0	0	0	1	0	0	0	0	0	2
16:45	0	0	0	1	3	0	1	0	1	0	0	0	0	0	0	6
17:00	0	0	0	1	0	2	0	1	1	1	1	0	0	0	0	7
17:15	0	1	0	2	3	3	2	2	2	3	1	0	0	0	0	19
17:30	0	0	1	1	0	0	0	1	0	0	0	0	0	0	0	3
17:45	0	0	1	1	0	2	1	2	0	0	0	0	0	0	0	7
18:00	0	0	0	0	0	1	0	0	0	0	0	0	0	0	0	7
18:15	0	0	2	3	1	3	3	5	1	2	0	0	0	0	0	20
18:30	0	0	0	0	0	1	0	2	0	0	0	0	0	0	0	3
18:45	0	0	0	0	0	0	0	0	0	1	0	0	0	0	1	2
19:00	0	1	0	2	5	5	2	5	0	1	0	0	0	0	0	6
19:15	0	0	0	2	3	2	2	2	0	0	0	0	0	0	0	11
19:30	0	0	0	0	2	1	2	0	0	0	0	0	0	0	0	5
19:45	0	0	0	0	2	1	2	0	0	0	0	0	0	0	0	5
20:00	0	0	0	6	3	6	3	0	1	1	0	0	0	0	0	20
20:15	0	0	0	0	0	0	1	0	0	1	0	0	0	0	0	2
20:30	0	0	0	0	1	0	0	1	0	0	0	0	0	0	0	2
20:45	0	0	0	1	1	0	1	1	0	0	0	0	0	0	0	4
21:00	0	0	0	1	4	0	2	2	0	1	0	0	0	0	0	10
21:15	0	0	0	1	1	2	2	0	0	1	0	0	0	0	0	7
21:30	0	1	0	1	2	1	1	1	1	0	0	0	0	0	0	8
21:45	0	0	1	0	1	1	1	0	0	0	0	0	0	0	0	4
22:00	0	0	1	1	2	0	1	0	0	0	0	0	0	0	0	5
22:15	0	1	2	3	6	4	5	1	1	1	0	0	0	0	0	24
22:30	0	0	0	0	1	1	0	0	0	0	0	0	0	0	0	2
22:45	0	0	0	1	0	1	0	0	1	0	0	0	0	0	0	3
23:00	0	0	0	0	0	0	0	0	0	1	0	0	0	0	0	1
23:15	0	0	0	2	1	3	0	0	1	1	0	0	0	0	0	8
23:30	0	0	0	0	0	0	0	0	0	0	0	0	0	0	0	0
23:45	0	1	0	0	0	0	1	0	1	0	0	0	0	0	0	3
Total	0	6	8	34	34	43	27	27	13	10	4	0	0	1	2	209
Total Stats	1	7	9	48	51	65	47	48	18	13	4	0	0	1	2	314

15th Percentile : 24 MPH
 50th Percentile : 30 MPH
 85th Percentile : 37 MPH
 95th Percentile : 41 MPH

Mean Speed(Average) : 31 MPH
 10 MPH Pace Speed : 26-35 MPH
 Number in Pace : 179
 Percent in Pace : 57.0%
 Number of Vehicles > 31 MPH : 133
 Percent of Vehicles > 31 MPH : 42.4%

Traffic Survey Specialists, Inc.

624 Gardenia Terrace, Delray Beach, Florida 33444

Phone (561) 272-3255 Fax (561) 272-4381

West Park, Florida
Broward
Edmund Road SE of Hallandale Beach Blvd

050205T
Site Code: 00000050205
Station ID: 000058410150
Date Start: 03-May-11
Date End: 04-May-11

Westbound

Start Time	0 10	11 15	16 20	21 25	26 28	29 31	32 34	35 37	38 40	41 43	44 46	47 49	50 52	53 55	56 147	Total
5/3/11	0	0	0	0	0	0	0	0	0	0	0	0	0	0	0	0
00:15	0	0	0	0	0	0	0	0	0	0	0	0	0	0	0	0
00:30	0	0	0	0	1	0	0	0	0	0	0	0	0	0	0	1
00:45	0	0	0	0	0	0	0	0	0	0	0	0	0	0	0	0
01:00	0	0	0	0	1	0	0	0	0	0	0	0	0	0	0	1
01:15	0	0	0	0	0	0	0	0	0	0	0	0	0	0	0	0
01:30	0	0	0	0	0	0	0	0	0	0	0	0	0	0	0	0
01:45	0	0	0	0	0	0	0	0	0	0	0	0	0	0	0	0
02:00	0	0	0	0	0	0	0	0	0	0	0	0	0	0	0	0
02:15	0	0	1	0	0	0	0	0	0	0	0	0	0	0	0	1
02:30	0	0	0	0	0	0	1	0	0	0	0	0	0	0	0	1
02:45	0	0	0	0	0	0	0	0	0	0	0	0	0	0	0	0
03:00	0	0	1	0	0	0	1	0	0	0	0	0	0	0	0	2
03:15	0	0	0	0	0	0	0	0	0	0	0	0	0	0	0	0
03:30	0	0	0	0	0	0	0	0	0	0	0	0	0	0	0	0
03:45	0	0	0	0	0	0	0	0	0	0	0	0	0	0	0	0
04:00	0	0	0	0	0	0	0	0	0	0	0	0	0	0	0	0
04:15	0	0	0	0	0	0	0	0	0	0	0	0	0	0	0	0
04:30	0	0	0	0	0	0	0	0	0	0	0	0	0	0	0	0
04:45	0	0	0	0	0	0	0	0	0	0	0	0	0	0	0	0
05:00	0	0	0	0	0	0	0	0	0	0	0	0	0	0	0	0
05:15	0	0	0	0	0	0	0	0	0	0	0	0	0	0	0	0
05:30	0	0	0	0	0	0	0	0	0	0	0	0	0	0	0	0
05:45	0	0	0	0	0	0	0	0	0	0	0	0	0	0	0	0
06:00	0	0	0	0	0	0	0	0	0	0	0	0	0	0	0	0
06:15	0	0	0	0	2	1	0	0	0	0	0	0	0	0	0	3
06:30	0	0	0	0	0	0	0	0	0	1	0	0	0	0	0	1
06:45	0	0	0	0	0	0	0	1	0	0	0	0	0	0	0	1
07:00	0	0	0	0	2	1	0	1	0	1	0	0	0	0	0	5
07:15	0	0	0	0	0	0	0	0	1	0	0	0	0	0	0	0
07:30	0	1	0	0	1	0	1	1	0	0	1	0	0	0	0	5
07:45	0	0	0	1	0	1	1	0	0	0	0	0	0	0	0	3
08:00	0	1	0	1	1	1	2	1	1	0	1	0	0	0	0	9
08:15	1	0	1	0	0	0	0	0	0	0	1	0	0	0	0	3
08:30	0	0	1	0	1	1	2	1	0	0	0	0	0	0	0	6
08:45	0	0	0	0	0	0	1	1	0	0	0	0	0	0	0	2
09:00	1	0	0	0	0	0	0	0	0	0	1	0	0	0	0	2
09:15	2	0	2	0	1	1	3	2	0	0	2	0	0	0	0	13
09:30	0	0	0	0	0	0	1	0	0	0	0	0	0	0	0	1
09:45	0	0	0	0	0	1	2	0	0	0	0	0	0	0	0	3
10:00	0	0	0	0	1	0	0	0	0	0	0	0	0	0	0	1
10:15	0	0	0	0	0	0	0	0	0	0	0	0	0	0	0	0
10:30	0	0	0	0	1	1	0	0	0	0	0	0	0	0	0	2
10:45	0	0	0	0	2	0	0	0	0	0	0	0	0	0	0	2
11:00	0	0	0	2	1	3	0	1	0	0	0	0	0	0	0	7
11:15	1	0	0	1	0	0	0	0	0	0	0	0	0	0	0	2
11:30	0	0	0	0	0	1	1	0	0	0	0	0	0	0	0	2
11:45	0	0	0	1	0	0	0	0	0	0	0	0	0	0	0	1
Total	0	1	0	1	0	0	0	0	1	0	0	0	0	0	0	3
	1	1	0	3	0	1	1	0	1	0	0	0	0	0	0	8
Total	3	2	3	6	7	8	10	5	2	1	3	0	0	0	0	50

Traffic Survey Specialists, Inc.

624 Gardenia Terrace, Delray Beach, Florida 33444

Phone (561) 272-3255 Fax (561) 272-4381

West Park, Florida
Broward
Edmund Road SE of Hallandale Beach Blvd

050205T
Site Code: 000000050205
Station ID: 000058410150
Date Start: 03-May-11
Date End: 04-May-11

Westbound

Start Time	010	1115	1620	2125	2628	2931	3234	3537	3840	4143	4446	4749	5052	5355	56147	Total
12 PM	0	0	0	0	0	0	0	0	0	0	0	0	0	0	0	0
12:15	0	0	2	0	0	1	0	0	1	0	0	0	0	0	0	4
12:30	0	0	1	0	0	1	0	0	0	0	0	0	0	0	0	2
12:45	0	0	1	0	0	0	0	0	0	0	0	0	0	0	0	1
13:00	0	0	4	0	0	2	0	0	1	0	0	0	0	0	0	7
13:15	0	0	0	0	1	0	0	0	0	0	0	0	0	0	0	1
13:30	0	0	0	0	0	0	0	1	0	0	0	0	0	0	0	1
13:45	0	0	1	0	0	0	0	0	0	0	0	0	0	0	0	0
14:00	0	0	1	0	1	0	0	1	0	0	0	0	0	0	0	3
14:15	0	0	1	1	1	0	0	0	0	1	0	0	0	0	0	4
14:30	0	0	0	0	1	0	0	2	0	1	0	0	0	0	0	4
14:45	0	0	0	0	1	0	0	0	0	0	0	0	0	0	0	1
15:00	0	0	1	1	3	0	0	2	0	2	0	0	0	0	0	9
15:15	0	0	0	0	0	1	1	0	0	0	0	0	0	0	0	2
15:30	1	0	0	0	1	1	0	1	0	0	0	0	0	0	0	2
15:45	0	0	0	0	0	0	0	1	0	0	0	0	0	0	0	3
16:00	1	0	0	0	1	3	1	2	0	0	0	0	0	0	0	8
16:15	0	2	0	1	0	2	0	0	0	0	0	0	0	0	0	5
16:30	0	0	0	0	1	0	0	0	2	0	0	0	0	0	0	3
16:45	1	0	0	1	0	0	1	0	1	0	1	0	0	0	0	5
17:00	0	0	1	0	0	0	0	0	0	0	0	0	0	0	0	1
17:15	1	2	1	2	1	2	1	0	3	0	1	0	0	0	0	14
17:30	0	0	0	0	0	0	0	0	1	0	0	0	0	0	0	1
17:45	0	0	0	0	1	0	0	0	0	0	0	0	0	0	0	1
18:00	0	0	0	1	1	0	2	0	2	1	0	0	1	0	0	8
18:15	0	0	0	0	0	0	0	1	0	0	1	0	0	0	0	2
18:30	0	0	0	1	1	0	1	0	0	0	0	0	0	0	0	3
18:45	0	0	1	0	2	0	0	0	1	0	0	0	0	0	0	4
19:00	0	0	1	1	3	0	1	1	1	0	1	0	0	0	0	9
19:15	0	0	0	0	1	0	0	0	0	0	0	0	0	0	0	1
19:30	0	0	0	2	0	1	0	0	0	0	0	0	0	0	0	3
19:45	0	0	0	0	0	0	0	0	0	0	0	0	0	0	0	0
20:00	0	0	0	0	0	3	0	0	0	0	0	0	0	0	0	3
20:15	0	0	0	2	1	4	0	0	0	0	0	0	0	0	0	7
20:30	0	0	0	0	0	0	0	0	0	0	0	0	0	0	0	0
20:45	0	0	0	0	0	0	0	0	0	0	0	0	0	0	0	0
21:00	0	0	0	0	0	1	0	0	0	0	0	1	0	0	0	2
21:15	0	0	0	0	1	0	0	0	0	0	0	0	0	0	0	1
21:30	0	1	0	0	0	0	0	1	0	0	0	0	0	0	0	2
21:45	0	0	0	0	0	0	0	0	0	0	0	0	0	0	0	0
22:00	0	0	0	1	0	0	0	0	0	0	0	0	0	0	0	1
22:15	0	1	0	0	0	0	0	0	0	0	0	0	0	0	0	1
22:30	0	0	0	0	0	0	0	0	0	0	0	0	0	0	0	0
22:45	0	0	0	0	1	0	0	0	0	0	0	0	0	0	0	1
23:00	0	0	0	0	2	0	0	0	0	0	0	0	0	0	0	2
23:15	0	0	0	0	0	0	0	0	0	0	0	0	0	0	0	0
23:30	1	0	1	0	0	0	0	0	0	0	0	0	0	0	0	2
23:45	0	0	0	0	0	0	0	0	0	0	0	1	0	0	0	1
Total	1	0	1	1	0	0	0	0	0	0	0	1	0	0	0	4
Total	3	3	9	9	14	12	5	7	7	3	2	2	1	0	0	77
Total	6	5	12	15	21	20	15	12	9	4	5	2	1	0	0	127

Stats
15th Percentile : 19 MPH
50th Percentile : 29 MPH
85th Percentile : 38 MPH
95th Percentile : 44 MPH

Mean Speed(Average) : 29 MPH
10 MPH Pace Speed : 26-35 MPH
Number in Pace : 60
Percent in Pace : 47.2%
Number of Vehicles > 31 MPH : 48
Percent of Vehicles > 31 MPH : 37.8%

Traffic Survey Specialists, Inc.

624 Gardenia Terrace, Delray Beach, Florida 33444

Phone (561) 272-3255 Fax (561) 272-4381

West Park, Florida
Broward
Edmund Road SE of Hallandale Beach Blvd

050205T
Site Code: 00000050205
Station ID: 000058410150
Date Start: 03-May-11
Date End: 04-May-11

Eastbound, Westbound

Start Time	0 10	11 15	16 20	21 25	26 28	29 31	32 34	35 37	38 40	41 43	44 46	47 49	50 52	53 55	56 147	Total
5/3/11	0	0	0	1	1	0	0	0	0	0	0	0	0	0	0	2
00:15	0	0	0	0	0	0	0	0	0	0	0	0	0	0	0	0
00:30	0	0	0	0	1	1	0	0	0	0	0	0	0	0	0	2
00:45	0	0	0	0	0	0	0	0	0	0	0	0	0	0	0	0
01:00	0	0	0	1	2	1	0	0	0	0	0	0	0	0	0	4
01:15	0	0	0	0	1	0	0	2	0	0	0	0	0	0	0	3
01:30	0	0	0	2	0	0	0	0	0	0	0	0	0	0	0	2
01:45	0	0	0	0	0	1	2	0	0	0	0	0	0	0	0	3
02:00	0	0	0	0	0	0	0	0	0	0	0	0	0	0	0	0
02:15	0	0	0	2	1	1	2	2	0	0	0	0	0	0	0	8
02:30	0	0	1	0	1	0	0	1	0	0	0	0	0	0	0	3
02:45	0	0	0	1	1	0	0	0	0	0	0	0	0	0	0	2
03:00	0	0	0	0	0	0	0	0	0	0	0	0	0	0	0	0
03:15	0	0	0	0	0	0	0	0	0	0	0	0	0	0	0	0
03:30	0	0	0	0	0	0	0	0	0	0	0	0	0	0	0	0
03:45	0	0	0	0	0	0	0	0	0	0	0	0	0	0	0	0
04:00	0	0	0	0	0	0	0	0	0	0	0	0	0	0	0	0
04:15	0	0	0	0	0	0	0	0	0	0	0	0	0	0	0	0
04:30	0	0	0	0	0	0	0	0	0	0	0	0	0	0	0	0
04:45	0	0	0	0	0	0	0	0	0	0	0	0	0	0	0	0
05:00	0	0	1	1	2	0	1	1	0	0	0	0	0	0	0	6
05:15	0	0	0	0	0	0	0	0	0	0	0	0	0	0	0	0
05:30	0	0	0	0	0	0	0	0	0	0	0	0	0	0	0	0
05:45	0	0	0	0	0	0	0	0	0	0	0	0	0	0	0	0
06:00	0	0	0	0	1	0	0	0	0	0	0	0	0	0	0	1
06:15	0	0	0	0	2	1	0	0	0	0	0	0	0	0	0	3
06:30	0	0	0	0	0	1	0	0	0	0	0	0	0	0	0	1
06:45	0	0	0	1	0	1	1	0	0	1	0	0	0	0	0	4
07:00	0	1	0	0	0	1	0	3	0	0	0	0	0	0	0	5
07:15	0	1	0	1	2	4	1	3	0	1	0	0	0	0	0	13
07:30	0	0	0	0	0	2	0	1	0	0	0	0	0	0	0	3
07:45	0	0	0	2	1	2	3	6	3	1	0	0	0	0	0	18
08:00	0	1	0	1	3	1	7	2	0	1	1	0	0	0	0	17
08:15	0	0	1	1	1	1	3	0	0	0	0	0	0	0	0	7
08:30	0	0	1	1	1	1	3	0	0	0	0	0	0	0	0	7
08:45	0	1	0	0	0	0	1	0	0	0	0	0	0	0	0	3
09:00	1	0	0	0	0	1	0	2	1	0	1	0	0	0	0	6
09:15	2	0	2	2	1	3	3	4	1	0	2	0	0	0	0	20
09:30	0	0	0	1	1	0	3	0	0	0	0	0	0	0	0	5
09:45	0	0	0	0	0	2	3	0	0	0	0	0	0	0	0	5
10:00	0	0	0	1	2	0	0	0	0	0	0	0	0	0	0	3
10:15	0	0	0	0	0	0	4	0	0	0	0	0	0	0	0	4
10:30	0	0	0	0	0	0	0	0	2	0	0	0	0	0	0	6
10:45	0	0	0	2	3	1	1	2	0	1	0	0	0	0	0	10
11:00	1	0	0	3	4	7	2	4	2	1	0	0	0	0	0	24
11:15	1	0	0	2	0	0	0	0	0	0	0	0	0	0	0	3
11:30	0	0	0	0	1	3	1	0	0	0	0	0	0	0	0	5
11:45	0	0	0	1	1	1	0	1	0	0	0	0	0	0	0	4
Total	1	1	0	1	0	2	1	1	1	0	0	0	0	0	0	7
Total	4	3	4	20	24	30	30	26	7	4	3	0	0	0	0	155

Traffic Survey Specialists, Inc.

West Park, Florida
 Broward
 Edmund Road SE of Hallandale Beach Blvd

624 Gardenia Terrace, Delray Beach, Florida 33444
 Phone (561) 272-3255 Fax (561) 272-4381

050205T
 Site Code: 000000050205
 Station ID: 000058410150
 Date Start: 03-May-11
 Date End: 04-May-11

Eastbound, Westbound

Start Time	010	1115	1620	2125	2628	2931	3234	3537	3840	4143	4446	4749	5052	5355	56147	Total
12 PM	0	0	0	1	1	0	0	0	0	0	0	0	0	0	0	2
12:15	0	0	2	2	2	1	0	0	2	0	0	0	0	0	0	9
12:30	0	0	2	2	1	2	0	1	1	0	0	0	0	0	0	9
12:45	0	1	1	3	0	1	0	0	1	0	0	0	0	0	0	7
13:00	0	1	5	8	4	4	0	1	4	0	0	0	0	0	0	27
13:15	0	0	0	1	2	1	2	1	0	0	1	0	0	0	0	8
13:30	0	0	0	1	0	0	0	1	0	0	0	0	0	0	0	2
13:45	0	1	1	2	0	0	3	1	0	0	0	0	0	0	0	8
14:00	0	0	1	1	0	0	0	0	0	0	0	0	0	0	0	2
14:15	0	1	2	5	2	1	5	3	0	0	1	0	0	0	0	20
14:30	0	0	0	0	1	2	3	2	0	0	0	0	0	0	0	8
14:45	0	0	1	1	1	2	0	2	1	1	1	0	0	0	0	10
15:00	0	0	0	0	1	1	0	1	1	0	1	0	0	0	0	5
15:15	0	0	2	2	5	6	4	5	2	2	2	0	0	0	0	30
15:30	0	0	0	0	0	3	1	1	0	0	0	0	0	0	0	5
15:45	0	0	0	1	3	4	0	3	0	0	0	0	0	1	0	12
16:00	1	0	1	0	0	3	0	1	0	0	0	0	0	0	0	6
16:15	0	0	0	0	0	0	0	2	1	0	0	0	0	0	1	4
16:30	1	0	1	1	3	10	1	7	1	0	0	0	0	1	1	27
16:45	0	2	0	1	0	3	0	0	0	1	0	0	0	0	0	7
17:00	0	1	0	0	1	0	1	1	2	1	0	0	0	0	0	7
17:15	1	0	0	2	3	0	2	0	2	0	1	0	0	0	0	11
17:30	0	0	1	1	0	2	0	1	1	1	1	0	0	0	0	8
17:45	1	3	1	4	4	5	3	2	5	3	2	0	0	0	0	33
18:00	0	0	1	1	0	0	0	1	1	0	0	0	0	0	0	4
18:15	0	0	1	1	1	2	1	2	0	0	0	0	0	0	0	8
18:30	0	0	0	2	1	1	1	1	2	1	0	0	0	0	0	9
18:45	0	0	0	0	0	0	3	1	0	2	0	0	1	0	0	7
19:00	0	0	2	4	2	3	5	3	3	3	0	0	1	0	0	28
19:15	0	0	0	0	0	1	0	3	0	0	1	0	0	0	0	5
19:30	0	1	0	1	3	2	1	1	0	0	0	0	0	0	0	9
19:45	0	0	1	2	5	2	2	2	1	0	0	0	0	0	0	15
20:00	0	1	1	3	8	5	3	6	1	1	1	0	0	0	1	31
20:15	0	0	0	1	1	3	0	0	0	0	0	0	0	0	0	5
20:30	0	0	0	4	0	2	0	0	0	1	0	0	0	0	0	7
20:45	0	0	0	3	1	1	1	0	1	0	0	0	0	0	0	7
21:00	0	0	0	0	2	4	2	0	0	0	0	0	0	0	0	8
21:15	0	0	0	8	4	10	3	0	1	1	0	0	0	0	0	27
21:30	0	0	0	0	0	0	1	0	0	1	0	0	0	0	0	2
21:45	0	0	0	0	1	0	0	1	0	0	0	1	0	0	0	3
22:00	0	0	0	1	4	1	2	2	0	1	0	1	0	0	0	12
22:15	0	0	0	1	2	2	2	0	0	1	0	0	0	0	0	8
22:30	0	2	0	1	2	1	1	2	1	0	0	0	0	0	0	10
22:45	0	0	1	0	1	1	1	0	0	0	0	0	0	0	0	4
23:00	0	0	1	2	2	0	1	0	0	0	0	0	0	0	0	6
23:15	0	2	2	4	7	4	5	2	1	1	0	0	0	0	0	28
23:30	0	0	0	0	1	1	0	0	0	0	0	0	0	0	0	2
23:45	0	0	0	1	1	1	0	0	0	0	0	0	0	0	0	3
24:00	0	0	0	0	0	0	0	0	1	0	0	0	0	0	0	3
24:15	0	0	0	1	0	1	0	0	1	0	0	0	0	0	0	3
24:30	0	0	0	1	0	0	0	0	0	1	0	0	0	0	0	2
24:45	0	0	0	2	3	3	0	0	1	1	0	0	0	0	0	10
25:00	0	0	0	0	0	0	0	0	0	0	0	0	0	0	0	0
25:15	1	0	1	0	2	1	0	0	0	0	0	0	0	0	0	5
25:30	0	1	0	0	0	0	1	0	1	0	0	1	0	0	0	4
25:45	0	0	0	1	0	2	0	1	0	0	0	0	0	0	0	4
Total	1	1	1	1	2	3	1	1	1	0	0	1	0	0	0	13
Total	3	9	17	43	48	55	32	34	20	13	6	2	1	1	2	286
Total	7	12	21	63	72	85	62	60	27	17	9	2	1	1	2	441

Stats
 15th Percentile : 23 MPH
 50th Percentile : 30 MPH
 85th Percentile : 37 MPH
 95th Percentile : 42 MPH

Mean Speed(Average) : 30 MPH
 10 MPH Pace Speed : 26-35 MPH
 Number in Pace : 239
 Percent in Pace : 54.2%
 Number of Vehicles > 31 MPH : 181
 Percent of Vehicles > 31 MPH : 41.0%

Traffic Survey Specialists, Inc.

West Park, Florida
Broward
Edmund Road SE of Sutton Road

624 Gardenia Terrace, Delray Beach, Florida 33444
Phone (561) 272-3255 Fax (561) 272-4381

Untitled S
Site Code: 00000050204
Station ID: 009602620018
Date Start: 03-May-11
Date End: 04-May-11

Eastbound

Start Time	0 10	11 15	16 20	21 25	26 28	29 31	32 34	35 37	38 40	41 43	44 46	47 49	50 52	53 55	56 147	Total
5/3/11	0	0	0	0	0	1	0	0	0	0	0	0	0	0	0	1
00:15	0	0	0	0	0	0	0	0	0	0	0	0	0	0	0	0
00:30	0	0	0	0	0	0	0	0	0	0	0	0	0	0	0	0
00:45	0	0	0	0	0	0	0	0	0	0	0	0	0	0	0	0
01:00	0	0	0	0	0	1	0	0	0	0	0	0	0	0	0	1
01:15	0	0	0	0	0	0	0	0	0	0	0	0	0	0	0	0
01:30	0	0	0	0	1	0	0	0	0	0	0	0	0	0	0	1
01:45	0	0	0	0	0	0	0	0	0	0	0	0	0	0	0	0
02:00	0	0	0	0	2	0	0	0	0	0	0	0	0	0	0	2
02:15	0	0	0	0	0	0	0	0	0	0	0	0	0	0	0	0
02:30	0	0	0	0	0	0	0	0	0	0	0	0	0	0	0	0
02:45	0	0	0	0	0	0	0	0	0	0	0	0	0	0	0	0
03:00	0	0	0	0	0	0	0	0	0	0	0	0	0	0	0	0
03:15	0	0	0	0	0	0	0	0	0	0	0	0	0	0	0	0
03:30	0	0	0	0	0	0	0	0	0	0	0	0	0	0	0	0
03:45	0	0	0	0	0	0	0	0	0	0	0	0	0	0	0	0
04:00	0	0	0	0	0	0	0	0	0	0	0	0	0	0	0	0
04:15	0	0	0	0	0	0	0	0	0	0	0	0	0	0	0	0
04:30	0	0	0	0	0	0	0	0	0	0	0	0	0	0	0	0
04:45	0	0	0	0	0	0	0	0	0	0	0	0	0	0	0	0
05:00	0	0	0	0	0	0	0	0	0	0	0	0	0	0	0	0
05:15	0	0	0	0	0	0	0	0	0	0	0	0	0	0	0	0
05:30	0	0	1	1	1	1	0	0	0	0	0	0	0	0	0	4
05:45	0	0	0	0	0	0	0	0	0	0	0	0	0	0	0	0
06:00	0	0	1	1	1	1	0	0	0	0	0	0	0	0	0	4
06:15	0	0	0	0	0	0	1	0	0	0	0	0	0	0	0	2
06:30	0	0	0	0	0	2	1	0	0	0	0	0	0	0	0	3
06:45	0	0	0	1	2	0	1	1	0	0	0	0	0	0	0	5
07:00	0	0	0	2	2	2	3	1	0	0	0	0	0	0	0	10
07:15	0	0	0	1	7	4	4	2	2	1	0	0	0	0	0	21
07:30	0	0	0	2	2	4	4	1	0	0	0	1	0	0	0	14
07:45	0	0	0	2	1	0	2	1	0	0	0	0	0	0	0	6
08:00	0	0	0	5	11	9	10	4	2	1	0	1	0	0	0	43
08:15	0	0	0	0	1	0	1	0	0	0	1	0	0	0	0	3
08:30	0	0	0	0	1	1	0	0	0	0	0	0	0	0	0	2
08:45	0	0	1	0	2	0	0	0	0	0	0	0	0	0	0	3
09:00	0	0	2	0	6	2	1	0	0	0	1	0	0	0	0	12
09:15	0	0	0	0	1	0	1	1	0	0	0	0	0	0	0	3
09:30	0	0	0	2	0	2	0	0	0	0	0	0	0	0	0	4
09:45	0	0	0	0	0	1	0	0	0	0	0	0	0	0	0	1
10:00	0	0	0	2	2	3	1	1	0	0	0	0	0	0	0	9
10:15	0	0	0	0	0	1	0	0	0	0	0	0	0	0	0	1
10:30	0	0	0	0	0	0	0	0	0	0	0	0	0	0	0	0
10:45	0	0	0	0	0	0	0	1	0	0	0	0	0	0	0	1
11:00	0	0	0	0	1	1	0	1	0	0	0	0	0	0	0	3
11:15	0	0	0	0	0	0	0	0	0	0	0	0	0	0	0	0
11:30	0	0	1	0	0	1	0	0	0	0	0	0	0	0	0	2
11:45	0	0	0	0	0	1	1	0	0	0	0	0	0	0	0	2
Total	0	0	4	10	25	21	17	7	2	1	1	1	0	0	0	89

Traffic Survey Specialists, Inc.

624 Gardenia Terrace, Delray Beach, Florida 33444

Phone (561) 272-3255 Fax (561) 272-4381

West Park, Florida
Broward
Edmund Road SE of Sutton Road

Untitled S
Site Code: 00000050204
Station ID: 009602620018
Date Start: 03-May-11
Date End: 04-May-11

Eastbound

Start Time	010	1115	1620	2125	2628	2931	3234	3537	3840	4143	4446	4749	5052	5355	56147	Total
12 PM	0	0	0	0	0	0	0	0	0	1	0	0	0	0	0	1
12:15	0	0	0	0	1	0	0	0	1	0	0	0	0	0	0	2
12:30	0	0	0	1	0	0	0	1	0	0	0	0	0	0	0	2
12:45	0	0	0	0	1	0	0	0	0	0	0	0	0	0	0	1
13:00	0	0	0	1	2	0	0	1	1	1	0	0	0	0	0	6
13:15	0	0	0	0	1	0	0	0	0	0	0	0	0	0	0	3
13:30	0	0	1	0	0	0	0	0	0	0	0	0	0	0	0	1
13:45	0	0	0	0	0	1	2	0	0	0	0	0	0	0	0	3
14:00	0	0	1	0	1	1	4	1	0	0	0	0	0	0	0	8
14:15	0	0	0	1	0	6	1	1	0	0	0	0	0	0	0	9
14:30	1	0	1	1	0	0	0	0	0	0	0	0	0	0	0	3
14:45	0	0	0	0	0	0	0	1	0	0	0	0	0	0	0	1
15:00	0	0	0	0	0	6	1	3	0	0	0	0	0	0	0	14
15:15	0	0	0	1	1	0	1	1	0	0	0	1	0	0	0	2
15:30	0	0	1	1	0	1	0	0	0	0	0	0	0	0	0	5
15:45	0	0	0	0	0	0	0	0	1	0	0	0	0	0	0	3
16:00	0	0	1	2	1	1	3	1	1	0	0	1	0	0	0	11
16:15	0	0	0	0	0	0	1	0	0	0	0	0	0	0	0	1
16:30	0	1	1	0	0	1	0	0	0	0	0	0	0	0	0	3
16:45	0	0	0	3	1	0	1	0	0	0	0	0	0	0	0	5
17:00	0	0	0	0	0	0	1	0	1	0	0	0	0	0	0	2
17:15	0	1	1	3	1	1	3	0	1	0	0	0	0	0	0	11
17:30	0	0	0	0	0	1	0	0	0	0	0	0	0	0	0	1
17:45	0	0	0	1	0	2	0	1	0	0	0	0	0	0	0	3
18:00	0	0	0	2	1	5	1	1	0	0	0	0	0	0	0	10
18:15	0	0	0	0	2	0	1	0	0	0	0	0	0	0	0	3
18:30	0	1	1	0	0	3	0	0	0	0	0	0	0	0	0	5
18:45	0	0	0	0	1	0	0	1	1	0	0	0	0	0	0	3
19:00	0	1	1	0	3	3	1	1	1	0	0	0	0	0	0	11
19:15	0	0	0	0	1	0	0	0	0	0	0	0	0	0	0	1
19:30	0	0	0	0	0	0	2	1	0	0	0	0	0	0	0	3
19:45	0	0	0	3	0	3	0	0	0	0	0	0	0	0	0	6
20:00	0	0	0	0	1	1	0	0	2	0	0	0	0	0	0	3
20:15	0	0	0	3	1	4	2	1	2	0	0	0	0	0	0	13
20:30	0	0	0	1	2	0	1	0	0	1	0	0	0	0	0	5
20:45	0	0	0	0	0	0	0	0	0	0	0	0	0	0	0	4
21:00	0	0	1	0	1	0	0	0	0	0	0	0	0	0	0	2
21:15	0	0	0	5	4	0	1	0	0	1	0	0	0	0	0	12
21:30	0	0	0	3	0	1	0	1	0	0	0	1	0	0	0	6
21:45	0	0	0	1	1	1	1	1	0	0	0	0	0	0	0	5
22:00	0	0	0	0	0	0	1	0	0	0	0	0	0	0	0	1
22:15	0	0	0	4	1	2	2	2	0	0	0	1	0	0	0	12
22:30	0	0	0	0	0	0	0	0	0	0	0	0	0	0	0	0
22:45	0	0	1	1	1	0	0	0	0	0	0	0	0	0	0	3
23:00	0	0	0	0	0	0	0	0	0	0	0	0	0	0	0	0
23:15	0	0	0	0	0	0	0	0	0	0	0	0	0	0	0	0
23:30	0	0	0	0	0	0	0	0	0	0	0	0	0	0	0	0
23:45	0	0	0	0	0	1	0	0	0	0	1	0	0	0	0	2
Total	1	2	7	23	17	26	19	12	6	2	1	2	0	1	0	119
Total Stats	1	2	11	33	42	47	36	19	8	3	2	3	0	1	0	208

15th Percentile : 23 MPH
50th Percentile : 29 MPH
85th Percentile : 35 MPH
95th Percentile : 40 MPH

Mean Speed(Average) : 30 MPH
10 MPH Pace Speed : 25-34 MPH
Number in Pace : 132
Percent in Pace : 63.5%
Number of Vehicles > 31 MPH : 72
Percent of Vehicles > 31 MPH : 34.6%

Traffic Survey Specialists, Inc.

624 Gardenia Terrace, Delray Beach, Florida 33444

Phone (561) 272-3255 Fax (561) 272-4381

West Park, Florida
Broward
Edmund Road SE of Sutton Road

Untitled S
Site Code: 00000050204
Station ID: 009602620018
Date Start: 03-May-11
Date End: 04-May-11

Westbound

Start Time	0 10	11 15	16 20	21 25	26 28	29 31	32 34	35 37	38 40	41 43	44 46	47 49	50 52	53 55	56 147	Total
5/3/11	0	0	0	0	0	2	0	0	0	0	0	0	0	0	0	2
00:15	0	0	1	1	0	0	1	0	0	0	0	0	0	0	0	3
00:30	0	0	0	1	0	1	0	0	0	0	0	0	0	0	0	2
00:45	0	0	0	0	0	0	0	0	0	0	0	0	0	0	0	0
01:00	0	0	1	2	0	3	1	0	0	0	0	0	0	0	0	7
01:15	0	0	0	0	0	0	0	0	0	0	0	0	0	0	0	0
01:30	0	0	0	0	0	1	0	0	0	0	0	0	0	0	0	1
01:45	0	0	0	0	0	0	0	0	0	0	0	0	0	0	0	0
02:00	0	0	0	0	1	1	0	0	0	0	0	0	0	0	0	2
02:15	0	0	0	0	0	0	0	0	0	0	0	0	0	0	0	0
02:30	0	0	0	0	0	0	0	0	0	0	0	0	0	0	0	0
02:45	0	0	0	0	0	0	0	0	0	0	0	0	0	0	0	0
03:00	0	0	0	0	0	0	0	0	0	0	0	0	0	0	0	0
03:15	0	0	0	0	0	0	0	0	0	0	0	0	0	0	0	0
03:30	0	0	0	0	0	0	0	0	0	0	0	0	0	0	0	0
03:45	0	0	0	0	0	0	0	0	0	0	0	0	0	0	0	0
04:00	0	0	0	0	0	0	0	0	0	0	0	0	0	0	0	0
04:15	0	0	0	0	0	0	0	0	0	0	0	0	0	0	0	0
04:30	0	0	0	0	0	0	0	0	0	0	0	0	0	0	0	0
04:45	0	0	0	0	0	0	0	0	0	0	0	0	0	0	0	0
05:00	0	0	0	0	0	0	0	0	0	0	0	0	0	0	0	0
05:15	0	0	0	0	0	0	0	0	0	0	0	0	0	0	0	0
05:30	0	0	0	0	0	0	0	0	0	0	0	0	0	0	0	0
05:45	0	0	0	0	0	0	0	0	0	0	0	0	0	0	0	0
06:00	0	0	0	0	0	0	0	0	0	0	0	0	0	0	0	0
06:15	0	0	0	1	1	0	0	0	0	0	0	0	0	0	0	2
06:30	0	0	0	1	0	0	0	0	1	0	0	0	0	0	0	2
06:45	0	0	0	0	0	0	0	0	0	0	0	0	0	0	0	0
07:00	0	0	0	2	1	0	0	0	1	0	0	0	0	0	0	4
07:15	0	0	0	0	1	0	0	0	0	0	0	0	0	0	0	1
07:30	0	0	0	0	3	1	0	0	1	0	0	0	0	0	0	5
07:45	0	0	0	0	4	1	0	0	0	0	0	0	0	0	0	5
08:00	0	0	0	2	0	0	0	0	0	0	0	0	0	0	0	2
08:15	1	0	0	2	8	2	0	0	1	0	0	0	0	0	0	13
08:30	0	0	1	1	1	4	1	0	1	0	0	0	0	0	0	9
08:45	0	0	1	0	0	1	1	1	0	0	0	0	0	0	0	4
09:00	2	0	0	1	3	1	0	0	0	0	0	0	0	0	0	7
09:15	0	0	0	0	0	0	0	0	0	0	0	0	0	0	0	0
09:30	3	0	1	2	4	6	2	1	1	0	0	0	0	0	0	20
09:45	0	0	0	0	0	1	0	0	0	0	0	0	0	0	0	1
10:00	0	0	0	0	2	0	1	0	0	0	0	0	0	0	0	3
10:15	0	0	0	1	0	1	0	0	0	0	0	0	0	0	0	2
10:30	0	0	0	0	0	0	0	0	0	0	0	0	0	0	0	0
10:45	0	0	0	0	0	0	0	0	0	0	0	0	0	0	0	0
11:00	0	1	1	1	0	1	4	0	1	1	0	0	0	0	0	10
11:15	0	0	0	0	0	0	0	0	0	0	0	0	0	0	0	0
11:30	0	0	1	1	0	1	0	0	0	0	0	0	0	0	0	3
11:45	0	0	1	0	0	2	1	0	0	0	0	0	0	0	0	4
Total	0	0	2	2	0	3	1	0	0	0	0	0	0	0	0	8
Total	3	1	5	12	16	18	9	1	4	1	0	0	0	0	0	70

West Park, Florida
 Broward
 Edmund Road SE of Sutton Road

Traffic Survey Specialists, Inc.
 624 Gardenia Terrace, Delray Beach, Florida 33444
 Phone (561) 272-3255 Fax (561) 272-4381

Untitled S
 Site Code: 00000050204
 Station ID: 009602620018
 Date Start: 03-May-11
 Date End: 04-May-11

Westbound

Start Time	010	1115	1620	2125	2628	2931	3234	3537	3840	4143	4446	4749	5052	5355	56147	Total
12 PM	0	0	0	0	0	0	0	0	0	0	0	0	0	0	0	0
12:15	0	0	0	0	0	1	1	0	0	0	0	0	0	0	0	2
12:30	0	0	0	0	1	0	0	0	0	0	0	0	0	0	0	1
12:45	0	0	0	2	0	0	0	0	0	0	0	0	0	0	0	2
13:00	0	0	1	0	0	0	0	0	0	0	0	0	0	0	0	1
13:15	0	0	2	2	0	3	0	1	0	0	0	0	0	0	0	8
13:30	0	0	0	0	0	0	0	0	0	0	0	0	0	0	0	0
13:45	0	0	0	2	1	0	0	0	0	0	0	0	0	0	0	3
14:00	0	0	3	4	1	3	0	1	0	0	0	0	0	0	0	12
14:15	0	3	1	1	2	1	0	2	0	0	0	0	0	0	0	2
14:30	0	0	0	1	0	0	1	0	0	1	0	0	0	0	0	3
14:45	0	0	0	0	1	0	0	0	0	0	0	0	0	0	0	1
15:00	0	3	1	2	3	1	2	2	0	2	0	0	0	0	0	16
15:15	0	0	0	0	1	0	0	0	0	0	0	0	0	0	0	2
15:30	0	0	0	0	1	0	0	1	0	0	0	0	0	0	0	1
15:45	0	0	0	1	1	0	0	0	0	0	0	0	0	0	0	2
16:00	0	0	0	1	4	0	1	1	0	0	0	0	0	0	0	7
16:15	0	0	0	0	2	0	2	0	0	0	0	0	0	0	0	4
16:30	0	0	0	0	1	1	0	0	0	0	0	0	0	0	0	2
16:45	0	0	0	0	0	1	1	0	0	1	0	0	0	0	0	3
17:00	0	0	0	3	1	3	3	0	0	1	0	0	0	0	0	2
17:15	0	0	0	1	0	0	1	1	0	0	0	0	0	0	0	11
17:30	0	0	0	0	0	0	0	0	0	0	0	0	0	0	0	3
17:45	0	0	0	0	1	0	0	0	0	0	0	0	0	0	0	0
18:00	1	0	0	2	0	3	0	1	0	0	1	0	0	0	0	8
18:15	0	0	0	3	1	3	3	0	0	0	0	0	0	0	0	12
18:30	0	0	0	1	0	0	1	1	0	0	0	0	0	0	0	2
18:45	0	0	0	0	1	0	0	0	0	0	0	0	0	0	0	3
19:00	0	0	0	0	0	0	0	0	0	0	0	0	0	0	0	0
19:15	0	0	0	3	1	0	1	1	0	0	0	0	0	0	0	6
19:30	0	0	1	2	0	1	0	0	0	0	1	0	0	0	0	5
19:45	0	0	0	1	0	0	0	0	0	0	0	0	0	0	0	1
20:00	0	1	0	0	0	0	1	0	0	0	0	0	0	0	0	1
20:15	0	0	0	3	2	2	1	0	0	0	0	0	0	0	0	9
20:30	0	0	0	0	0	0	0	0	0	0	0	0	0	0	0	0
20:45	0	1	1	1	1	2	0	0	0	0	0	0	0	0	0	6
21:00	0	1	1	1	2	3	0	1	0	0	0	0	0	0	0	9
21:15	0	0	0	0	1	1	0	0	0	0	0	0	0	0	0	2
21:30	0	0	1	0	0	0	0	0	0	0	0	0	0	0	0	1
21:45	0	1	0	0	1	0	0	0	1	0	0	0	0	0	0	3
22:00	0	0	0	0	1	0	0	0	0	0	0	0	0	0	0	2
22:15	0	0	1	0	3	2	0	0	1	0	0	0	0	0	0	8
22:30	0	0	0	0	0	0	0	0	0	0	0	0	0	0	0	0
22:45	0	0	0	2	0	0	0	0	0	0	0	0	0	0	0	2
23:00	0	0	0	0	0	0	0	0	0	0	0	0	0	0	0	1
23:15	0	0	0	1	0	0	0	0	0	0	0	0	0	0	0	0
23:30	0	0	0	0	0	0	1	0	0	0	0	0	0	0	0	1
23:45	0	0	0	0	0	0	1	0	0	0	0	0	0	0	0	1
Total	0	0	0	1	0	0	2	0	0	0	0	0	0	0	0	3
Total	1	6	7	29	19	22	13	8	1	3	2	0	0	0	0	111
Total	4	7	12	41	35	40	22	9	5	4	2	0	0	0	0	181

Stats
 15th Percentile : 21 MPH
 50th Percentile : 28 MPH
 85th Percentile : 33 MPH
 95th Percentile : 38 MPH

Mean Speed(Average) : 27 MPH
 10 MPH Pace Speed : 22-31 MPH
 Number in Pace : 107
 Percent in Pace : 59.1%
 Number of Vehicles > 31 MPH : 42
 Percent of Vehicles > 31 MPH : 23.2%

Traffic Survey Specialists, Inc.

624 Gardenia Terrace, Delray Beach, Florida 33444

Phone (561) 272-3255 Fax (561) 272-4381

West Park, Florida
Broward
Edmund Road SE of Sutton Road

Untitled S
Site Code: 00000050204
Station ID: 009602620018
Date Start: 03-May-11
Date End: 04-May-11

Eastbound, Westbound

Start Time	010	1115	1620	2125	2628	2931	3234	3537	3840	4143	4446	4749	5052	5355	56147	Total
5/3/11	0	0	0	0	0	3	0	0	0	0	0	0	0	0	0	3
00:15	0	0	1	1	0	0	1	0	0	0	0	0	0	0	0	3
00:30	0	0	0	1	0	1	0	0	0	0	0	0	0	0	0	2
00:45	0	0	0	0	0	0	0	0	0	0	0	0	0	0	0	0
01:00	0	0	1	2	0	4	1	0	0	0	0	0	0	0	0	8
01:15	0	0	0	0	1	0	0	0	0	0	0	0	0	0	0	1
01:30	0	0	0	0	0	1	0	0	0	0	0	0	0	0	0	1
01:45	0	0	0	0	1	0	0	0	0	0	0	0	0	0	0	1
02:00	0	0	0	0	3	1	0	0	0	0	0	0	0	0	0	4
02:15	0	0	0	0	0	0	0	0	0	0	0	0	0	0	0	0
02:30	0	0	0	0	0	0	0	0	0	0	0	0	0	0	0	0
02:45	0	0	0	0	0	0	0	0	0	0	0	0	0	0	0	0
03:00	0	0	0	0	0	0	0	0	0	0	0	0	0	0	0	0
03:15	0	0	0	0	0	0	0	0	0	0	0	0	0	0	0	0
03:30	0	0	0	0	0	0	0	0	0	0	0	0	0	0	0	0
03:45	0	0	0	0	0	0	0	0	0	0	0	0	0	0	0	0
04:00	0	0	0	0	0	0	0	0	0	0	0	0	0	0	0	0
04:15	0	0	0	0	0	0	0	0	0	0	0	0	0	0	0	0
04:30	0	0	0	0	0	0	0	0	0	0	0	0	0	0	0	0
04:45	0	0	0	0	0	0	0	0	0	0	0	0	0	0	0	0
05:00	0	0	0	0	0	0	0	0	0	0	0	0	0	0	0	0
05:15	0	0	0	0	0	0	0	0	0	0	0	0	0	0	0	0
05:30	0	0	1	1	1	1	0	0	0	0	0	0	0	0	0	4
05:45	0	0	0	0	0	0	0	0	0	0	0	0	0	0	0	0
06:00	0	0	1	1	1	1	0	0	0	0	0	0	0	0	0	4
06:15	0	0	0	2	1	0	1	0	0	0	0	0	0	0	0	4
06:30	0	0	0	1	0	2	1	0	1	0	0	0	0	0	0	5
06:45	0	0	0	1	2	0	1	1	0	0	0	0	0	0	0	5
07:00	0	0	0	4	3	2	3	1	1	0	0	0	0	0	0	14
07:15	0	0	0	0	2	1	0	0	0	0	0	0	0	0	0	3
07:30	0	0	0	1	10	5	4	2	3	1	0	0	0	0	0	26
07:45	0	0	0	2	6	5	4	1	0	0	0	1	0	0	0	19
08:00	0	0	0	4	1	0	2	1	0	0	0	0	0	0	0	8
08:15	0	0	0	7	19	11	10	4	3	1	0	1	0	0	0	56
08:30	1	0	0	1	2	4	2	0	1	0	1	0	0	0	0	12
08:45	0	0	1	0	1	2	1	1	0	0	0	0	0	0	0	6
09:00	2	0	1	1	5	1	0	0	0	0	0	0	0	0	0	10
09:15	0	0	1	0	2	1	0	0	0	0	0	0	0	0	0	4
09:30	3	0	3	2	10	8	3	1	1	0	1	0	0	0	0	32
09:45	0	0	0	0	1	1	1	1	0	0	0	0	0	0	0	4
10:00	0	0	0	2	2	2	1	0	0	0	0	0	0	0	0	7
10:15	0	0	0	1	0	2	0	0	0	0	0	0	0	0	0	3
10:30	0	0	0	0	1	0	0	0	0	0	0	0	0	0	0	1
10:45	0	0	0	0	0	0	0	1	0	0	0	0	0	0	0	1
11:00	0	1	1	1	1	2	4	1	1	1	0	0	0	0	0	13
11:15	0	0	0	0	0	0	0	0	0	0	0	0	0	0	0	0
11:30	0	0	2	1	0	2	0	0	0	0	0	0	0	0	0	5
11:45	0	0	1	0	0	3	2	0	0	0	0	0	0	0	0	6
Total	0	0	3	2	0	5	3	0	0	0	0	0	0	0	0	13
Total	3	1	9	22	41	39	26	8	6	2	1	1	0	0	0	159

Traffic Survey Specialists, Inc.

624 Gardenia Terrace, Delray Beach, Florida 33444

Phone (561) 272-3255 Fax (561) 272-4381

West Park, Florida
Broward
Edmund Road SE of Sutton Road

Untitled S
Site Code: 00000050204
Station ID: 009602620018
Date Start: 03-May-11
Date End: 04-May-11

Eastbound, Westbound

Start Time	010	1115	1620	2125	2628	2931	3234	3537	3840	4143	4446	4749	5052	5355	56147	Total
12 PM	0	0	0	0	0	0	0	0	0	1	0	0	0	0	0	1
12:15	0	0	0	0	1	1	1	0	1	0	0	0	0	0	0	4
12:30	0	0	0	1	1	0	0	1	0	0	0	0	0	0	0	3
12:45	0	0	0	2	1	0	0	0	0	0	0	0	0	0	0	3
13:00	0	0	1	0	0	0	2	1	0	0	0	0	0	0	0	4
13:15	0	0	2	2	1	3	0	1	0	0	0	0	0	0	0	9
13:30	0	0	1	0	0	0	0	0	0	0	0	0	0	0	0	1
13:45	0	0	0	2	1	1	2	0	0	0	0	0	0	0	0	6
14:00	0	0	4	4	2	4	4	2	0	0	0	0	0	0	0	20
14:15	0	0	0	1	0	6	2	1	0	1	0	0	0	0	0	11
14:30	1	3	2	2	2	1	0	2	0	0	0	0	0	0	0	13
14:45	0	0	0	1	0	0	1	1	0	1	0	0	0	0	0	4
15:00	0	0	0	0	1	0	0	1	0	0	0	0	0	0	0	2
15:15	1	3	2	4	3	7	3	5	0	2	0	0	0	0	0	30
15:30	0	0	0	0	1	0	3	0	0	0	0	0	0	0	0	4
15:45	0	0	0	1	2	0	1	1	0	0	0	1	0	0	0	6
16:00	0	0	1	1	1	1	0	1	0	0	0	0	0	0	0	5
16:15	0	0	0	1	1	0	0	0	1	0	0	0	0	0	0	8
16:30	0	0	0	3	1	1	2	0	0	1	0	0	0	0	0	8
16:45	0	0	0	1	0	1	1	0	1	0	0	0	0	0	0	4
17:00	0	1	1	6	2	4	6	0	1	1	0	0	0	0	0	22
17:15	0	0	0	1	0	1	1	1	0	0	0	0	0	0	0	4
17:30	0	0	0	0	1	2	0	0	0	0	0	0	0	0	0	3
17:45	0	0	0	1	1	2	0	1	0	0	0	0	0	0	0	5
18:00	1	0	0	3	0	3	1	1	0	0	1	0	0	0	0	10
18:15	0	0	0	5	2	8	2	3	0	0	1	0	0	0	0	22
18:30	0	0	0	1	2	0	1	1	0	0	0	0	0	0	0	5
18:45	0	0	0	2	0	0	1	0	0	0	0	0	0	0	0	3
19:00	0	1	1	0	0	3	0	0	0	0	0	0	0	0	0	5
19:15	0	0	0	0	2	0	0	1	0	0	0	0	0	0	0	4
19:30	0	0	0	3	0	3	1	0	0	0	0	0	0	0	0	7
19:45	0	1	0	3	2	3	1	0	2	0	0	0	0	0	0	12
20:00	0	1	1	9	3	7	4	1	2	0	1	0	0	0	0	29
20:15	0	0	0	1	2	0	1	0	0	1	0	0	0	0	0	5
20:30	0	0	0	3	2	1	0	1	0	0	0	0	0	0	0	7
20:45	0	0	1	0	1	0	0	0	0	0	0	0	0	0	0	2
21:00	0	1	1	2	1	2	0	0	0	0	0	0	0	0	0	7
21:15	0	1	2	6	6	3	1	1	0	1	0	0	0	0	0	21
21:30	0	0	0	3	1	2	0	1	0	0	0	1	0	0	0	8
21:45	0	0	1	1	1	1	1	1	0	0	0	0	0	0	0	6
22:00	0	1	0	0	1	0	1	0	1	0	0	0	0	0	0	4
22:15	0	0	0	0	1	0	0	0	0	0	0	0	0	0	0	2
22:30	0	0	1	4	4	4	2	2	1	0	0	1	0	0	0	20
22:45	0	0	0	0	0	0	0	0	0	0	0	0	0	0	0	0
23:00	0	0	1	3	1	0	0	0	0	0	0	0	0	0	0	5
23:15	0	0	0	0	0	1	0	0	0	0	0	0	0	0	0	1
23:30	0	0	0	1	1	2	0	0	0	0	0	0	0	0	0	4
23:45	0	0	1	4	2	3	0	0	0	0	0	0	0	0	0	10
Total	2	8	14	52	36	48	32	20	7	5	3	2	0	1	0	230
Total Stats	5	9	23	74	77	87	58	28	13	7	4	3	0	1	0	389

15th Percentile : 22 MPH
50th Percentile : 29 MPH
85th Percentile : 34 MPH
95th Percentile : 39 MPH

Mean Speed(Average) : 28 MPH
10 MPH Pace Speed : 25-34 MPH
Number in Pace : 237
Percent in Pace : 60.9%
Number of Vehicles > 31 MPH : 114
Percent of Vehicles > 31 MPH : 29.3%

Traffic Survey Specialists, Inc.

West Park, Florida
Broward
Miami Gardens Road SE of Barry Road

624 Gardenia Terrace, Delray Beach, Florida 33444
Phone (561) 272-3255 Fax (561) 272-4381

050207T
Site Code: 00000050207
Station ID: 000058410087
Date Start: 03-May-11
Date End: 04-May-11

Eastbound

Start Time	0 10	11 15	16 20	21 25	26 28	29 31	32 34	35 37	38 40	41 43	44 46	47 49	50 52	53 55	56 147	Total
5/3/11	0	0	0	0	0	0	1	1	0	0	0	0	0	0	0	2
00:15	0	0	1	0	1	1	0	0	0	0	0	0	0	0	0	3
00:30	0	0	0	0	1	0	0	0	0	0	0	0	0	0	0	1
00:45	0	0	0	0	0	0	0	0	0	0	0	0	0	0	0	0
01:00	0	0	1	0	2	1	1	1	0	0	0	0	0	0	0	6
01:15	0	0	0	0	0	0	0	0	0	0	1	0	0	0	0	1
01:30	0	0	0	0	0	0	0	0	0	0	0	0	0	0	0	0
01:45	0	0	0	0	0	0	0	0	0	0	0	0	0	0	0	0
02:00	0	0	0	0	0	0	0	0	0	0	1	0	0	0	0	1
02:15	0	0	0	0	0	0	0	0	0	0	0	0	0	0	0	0
02:30	0	0	0	0	0	0	0	0	0	0	0	0	0	0	0	0
02:45	0	0	0	0	0	0	0	0	0	0	0	0	0	0	0	0
03:00	0	0	0	0	0	0	0	0	0	0	0	0	0	0	0	0
03:15	0	0	0	0	0	0	0	0	0	0	0	0	0	0	0	0
03:30	0	0	0	0	0	0	0	0	0	0	0	0	0	0	0	0
03:45	0	0	0	0	1	0	0	0	0	0	0	0	0	0	0	1
04:00	0	0	0	0	1	0	0	0	0	0	0	0	0	0	0	1
04:15	0	0	0	0	0	0	1	1	0	0	0	0	0	0	0	2
04:30	0	0	0	0	0	0	0	0	0	0	0	0	0	0	0	0
04:45	0	0	0	0	0	0	0	0	0	0	0	0	0	0	0	0
05:00	0	0	0	0	0	0	1	1	0	0	0	0	0	0	0	2
05:15	0	0	0	0	1	0	0	0	1	0	0	0	0	0	0	2
05:30	0	0	0	1	0	1	0	0	0	0	0	0	0	0	0	2
05:45	0	0	0	3	0	0	0	0	0	0	0	0	0	0	0	3
06:00	0	0	0	4	1	1	0	0	1	0	0	0	0	0	0	7
06:15	0	1	0	3	0	0	1	0	0	0	0	0	0	0	0	2
06:30	0	0	0	0	0	0	0	1	0	0	0	0	0	0	0	1
06:45	0	0	0	2	0	0	0	0	0	0	0	0	0	0	0	2
07:00	0	1	0	6	0	0	2	1	1	0	0	0	0	0	0	11
07:15	0	0	0	2	0	1	1	1	0	0	0	0	0	0	0	5
07:30	0	0	0	5	0	3	0	0	0	0	0	0	0	0	0	8
07:45	0	1	0	0	1	0	1	0	0	0	1	0	0	0	0	4
08:00	0	0	0	0	1	0	1	0	0	1	1	0	0	0	0	3
08:15	0	1	0	7	2	4	3	1	0	1	1	0	0	0	0	20
08:30	0	0	0	0	1	1	0	0	0	0	0	0	0	0	0	2
08:45	1	0	0	0	1	2	0	0	0	0	1	0	0	0	0	5
09:00	0	0	0	0	0	0	1	0	0	0	0	0	0	0	0	1
09:15	0	0	1	0	1	0	0	1	0	1	0	0	0	0	0	4
09:30	0	0	0	2	0	0	1	0	0	1	0	0	0	0	0	4
09:45	0	0	0	0	0	0	0	0	0	0	0	0	0	0	0	0
10:00	0	0	1	3	1	2	4	1	2	1	0	0	0	0	0	15
10:15	0	1	0	1	2	2	1	1	0	0	0	0	0	0	0	8
10:30	0	0	0	2	1	0	2	0	0	0	0	0	0	0	0	5
10:45	0	0	0	2	1	1	1	0	0	0	0	0	0	0	0	5
11:00	0	1	0	4	1	0	0	0	1	0	0	0	0	0	0	7
11:15	0	2	0	9	5	3	4	1	1	0	0	0	0	0	0	25
11:30	0	0	2	0	1	3	0	0	0	0	0	0	0	0	0	6
11:45	0	0	0	1	0	0	0	0	0	0	0	0	0	0	0	1
Total	0	1	4	3	1	3	1	1	0	0	0	0	0	0	0	14
Total	1	5	7	32	16	17	17	8	5	3	3	0	0	0	0	114

Traffic Survey Specialists, Inc.

West Park, Florida
 Broward
 Miami Gardens Road SE of Barry Road

624 Gardenia Terrace, Delray Beach, Florida 33444
 Phone (561) 272-3255 Fax (561) 272-4381

050207T
 Site Code: 000000050207
 Station ID: 000058410087
 Date Start: 03-May-11
 Date End: 04-May-11

Eastbound

Start Time	0 10	11 15	16 20	21 25	26 28	29 31	32 34	35 37	38 40	41 43	44 46	47 49	50 52	53 55	56 147	Total
12 PM	0	0	0	0	0	1	0	2	1	0	0	0	0	0	0	4
12:15	0	0	0	0	1	1	0	0	0	0	0	0	0	0	0	2
12:30	0	0	0	1	1	2	1	0	0	0	0	0	0	0	0	5
12:45	0	0	0	2	0	2	0	0	0	0	0	0	0	0	0	4
13:00	0	0	0	3	2	6	1	2	1	0	0	0	0	0	0	15
13:15	0	0	1	1	1	0	2	0	0	0	0	0	0	0	0	4
13:30	0	0	1	1	0	2	0	1	0	1	0	0	0	0	0	6
13:45	0	0	0	0	0	0	1	0	0	0	0	0	0	0	0	1
14:00	0	1	2	0	0	1	0	1	0	1	0	0	0	0	0	6
14:15	0	1	3	2	1	3	3	2	0	2	0	0	0	0	0	17
14:30	0	1	0	2	2	1	1	0	0	1	0	0	0	0	0	8
14:45	0	0	1	0	0	2	0	1	0	0	0	0	0	0	0	5
15:00	0	0	0	0	2	1	0	2	0	0	0	0	0	0	0	4
15:15	0	1	2	2	4	5	3	3	0	1	1	0	0	0	0	22
15:30	0	0	0	0	2	2	0	1	0	0	0	0	0	0	0	5
15:45	0	0	1	1	3	2	2	0	1	0	0	0	0	0	0	10
16:00	0	0	1	1	0	2	0	0	0	0	1	0	0	0	0	5
16:15	0	1	0	0	0	0	2	1	0	1	0	0	0	0	0	5
16:30	0	1	2	2	5	6	4	2	1	1	1	0	0	0	0	25
16:45	0	0	0	0	1	1	0	0	1	0	0	0	0	0	0	3
17:00	0	0	0	0	1	4	3	1	2	1	0	0	0	0	0	12
17:15	0	0	1	1	1	5	0	2	1	1	0	0	0	0	0	12
17:30	0	0	0	0	2	4	3	0	1	1	1	0	0	0	0	12
17:45	0	0	0	0	2	4	3	0	1	1	1	0	0	0	0	12
18:00	0	1	2	2	5	6	4	2	1	1	1	0	0	0	0	39
18:15	0	1	0	0	1	1	0	0	1	0	0	0	0	0	0	5
18:30	0	0	0	0	1	3	2	0	1	0	0	0	0	0	0	10
18:45	0	0	0	0	0	1	2	0	0	0	0	0	0	0	0	9
19:00	0	1	1	3	5	12	7	10	0	1	1	0	0	0	0	41
19:15	0	0	0	1	1	0	4	1	0	0	0	0	0	0	0	8
19:30	0	0	0	3	1	1	1	0	0	0	0	0	0	0	0	6
19:45	0	0	0	1	0	3	1	0	0	0	0	0	0	0	0	5
20:00	0	0	0	2	1	0	0	0	0	0	0	0	0	0	0	3
20:15	0	0	1	7	3	4	6	1	0	0	0	0	0	0	0	22
20:30	0	0	0	0	1	0	1	0	2	1	0	0	0	0	0	5
20:45	0	0	0	0	0	1	1	3	0	0	0	0	0	0	0	5
21:00	0	0	0	0	1	3	1	0	0	0	0	0	0	0	0	6
21:15	0	0	0	0	0	1	1	0	0	0	0	0	0	0	0	4
21:30	0	0	0	1	2	4	4	6	2	1	0	0	0	0	0	20
21:45	0	0	0	1	0	3	1	0	0	0	0	0	0	0	0	5
22:00	0	0	0	1	2	3	2	0	0	0	0	0	0	0	0	8
22:15	0	1	0	3	0	0	0	1	0	0	0	0	0	0	0	5
22:30	0	0	0	0	0	1	0	0	0	0	0	0	0	0	0	5
22:45	0	0	0	0	0	1	3	0	1	0	0	0	0	0	0	4
23:00	1	0	1	3	2	4	2	3	0	0	0	0	0	0	0	16
23:15	0	0	0	2	1	1	0	0	0	0	0	0	0	0	0	4
23:30	0	0	0	0	0	1	0	0	1	0	0	0	0	0	0	2
23:45	0	0	0	1	0	1	0	0	0	1	0	0	0	0	0	3
Total	0	0	0	4	2	4	0	0	1	1	0	0	0	0	0	12
Total	1	6	11	36	42	78	50	43	13	12	4	1	0	0	0	297
Total	2	11	18	68	58	95	67	51	18	15	7	1	0	0	0	411

Stats
 15th Percentile : 23 MPH
 50th Percentile : 30 MPH
 85th Percentile : 36 MPH
 95th Percentile : 41 MPH

Mean Speed(Average) : 30 MPH
 10 MPH Pace Speed : 26-35 MPH
 Number in Pace : 237
 Percent in Pace : 57.7%
 Number of Vehicles > 31 MPH : 159
 Percent of Vehicles > 31 MPH : 38.7%

Traffic Survey Specialists, Inc.

624 Gardenia Terrace, Delray Beach, Florida 33444

Phone (561) 272-3255 Fax (561) 272-4381

West Park, Florida
Broward
Miami Gardens Road SE of Barry Road

050207T
Site Code: 00000050207
Station ID: 000058410087
Date Start: 03-May-11
Date End: 04-May-11

Westbound

Start Time	010	1115	1620	2125	2628	2931	3234	3537	3840	4143	4446	4749	5052	5355	56147	Total
5/3/11	0	0	0	0	0	1	0	0	0	0	0	0	0	0	0	1
00:15	0	0	2	1	1	0	0	0	0	0	0	0	0	0	0	4
00:30	0	0	0	0	0	1	0	0	0	0	0	0	0	0	0	1
00:45	0	0	0	0	0	0	2	0	0	0	0	0	0	0	0	2
01:00	0	0	2	1	1	2	2	0	0	0	0	0	0	0	0	8
01:15	0	0	1	0	0	0	0	0	0	0	0	0	0	0	0	1
01:30	0	0	0	0	0	0	0	0	0	0	0	0	0	0	0	0
01:45	0	0	0	1	0	0	0	0	2	0	0	0	0	0	0	3
02:00	0	0	0	0	0	0	0	0	0	0	0	0	0	0	0	0
02:15	0	0	1	1	0	0	0	2	0	0	0	0	0	0	0	4
02:30	0	0	0	0	0	0	1	0	0	0	0	0	0	0	0	1
02:45	0	0	0	0	0	0	0	0	0	0	0	0	0	0	0	0
03:00	0	0	0	0	0	0	1	0	0	0	0	0	0	0	0	1
03:15	0	0	0	0	0	0	0	0	0	0	0	0	0	0	0	0
03:30	0	0	0	0	1	0	0	0	0	0	0	0	0	0	0	1
03:45	0	0	0	0	0	0	0	0	0	0	0	0	0	0	0	0
04:00	0	0	0	0	1	0	0	0	0	0	0	0	0	0	0	1
04:15	0	0	0	0	0	0	0	0	0	0	0	0	0	0	0	0
04:30	1	0	1	0	1	0	0	0	0	0	0	0	0	0	0	3
04:45	0	0	0	0	0	0	0	0	0	0	0	0	0	0	0	0
05:00	1	0	1	0	2	0	0	0	0	0	0	0	0	0	0	4
05:15	0	0	0	0	0	0	0	0	0	0	0	0	0	0	0	0
05:30	0	0	0	0	0	1	0	0	0	0	0	0	0	0	0	1
05:45	0	0	0	0	1	1	1	0	0	0	0	0	0	0	0	3
06:00	0	0	1	1	1	2	1	0	0	0	0	0	0	0	0	6
06:15	0	0	0	0	0	0	0	0	0	0	1	0	0	0	0	1
06:30	0	0	1	0	0	0	0	0	0	0	0	0	0	0	0	1
06:45	0	0	0	0	0	1	1	0	1	0	0	1	0	0	0	4
07:00	0	0	1	0	1	1	1	0	1	0	2	0	0	0	0	7
07:15	0	1	1	1	1	0	1	0	0	0	0	0	0	0	0	4
07:30	0	0	0	4	3	3	2	0	1	0	0	0	0	0	0	14
07:45	0	0	1	0	2	2	0	1	0	0	1	0	0	0	0	7
08:00	0	0	0	1	0	1	3	0	0	0	0	0	0	0	0	5
08:15	0	1	2	6	6	6	6	1	1	0	1	1	0	0	0	30
08:30	0	0	0	0	0	0	0	0	0	1	0	0	0	0	0	1
08:45	0	0	1	0	1	2	1	0	0	0	0	0	0	0	0	5
09:00	0	0	0	2	0	0	0	0	0	0	0	0	1	0	0	3
09:15	0	0	0	1	0	0	1	1	0	1	0	0	1	0	0	5
09:30	0	0	0	0	0	0	0	0	2	1	0	0	0	0	0	3
09:45	0	0	0	0	0	1	0	0	0	0	0	0	0	0	0	1
10:00	0	0	2	0	0	2	3	2	2	1	0	0	0	0	1	13
10:15	0	1	0	1	1	1	0	0	0	0	0	0	0	0	0	4
10:30	0	0	0	1	0	1	0	0	0	0	0	0	0	0	0	2
10:45	0	0	0	1	2	1	0	0	0	0	0	0	0	0	0	4
11:00	0	0	2	0	2	1	0	0	0	0	1	0	0	0	0	6
11:15	0	1	2	3	5	4	0	0	0	0	1	0	0	0	0	16
11:30	0	0	1	2	1	0	0	0	0	0	0	0	0	0	0	4
11:45	0	0	0	0	3	0	1	0	0	0	0	0	0	0	0	4
Total	0	0	0	1	2	0	0	0	0	0	0	0	0	0	0	3
Total	0	0	2	4	4	0	2	1	0	0	0	0	0	0	0	13
Total	1	2	15	19	22	19	18	5	6	3	4	0	2	0	1	117

Traffic Survey Specialists, Inc.

624 Gardenia Terrace, Delray Beach, Florida 33444

Phone (561) 272-3255 Fax (561) 272-4381

West Park, Florida
Broward
Miami Gardens Road SE of Barry Road

050207T
Site Code: 000000050207
Station ID: 000058410087
Date Start: 03-May-11
Date End: 04-May-11

Westbound

Start Time	010	1115	1620	2125	2628	2931	3234	3537	3840	4143	4446	4749	5052	5355	56147	Total
12 PM	0	0	0	0	2	0	1	0	0	0	0	0	0	0	0	3
12:15	0	0	0	0	1	0	0	0	0	0	0	0	1	0	0	2
12:30	0	0	0	0	0	0	0	0	0	0	0	0	0	0	0	0
12:45	0	0	0	0	2	0	1	1	0	0	0	0	0	0	0	4
13:00	0	0	0	0	5	0	2	1	0	0	0	0	1	0	0	9
13:15	0	0	0	0	1	0	1	0	0	0	0	0	0	0	0	2
13:30	0	0	0	1	0	3	1	0	0	0	0	0	0	0	0	5
13:45	0	0	0	0	0	0	0	0	0	1	0	0	0	0	0	1
14:00	0	0	0	1	1	3	0	1	0	0	0	0	0	0	0	6
14:15	0	0	0	2	2	6	2	1	0	1	0	0	0	0	0	14
14:30	0	0	0	0	2	1	1	1	0	0	1	0	0	0	0	6
14:45	0	0	2	1	1	1	0	1	0	1	0	0	0	0	0	7
15:00	0	0	0	1	0	1	0	0	0	0	0	0	0	0	0	2
15:15	0	0	2	2	5	4	2	3	1	1	1	0	0	0	0	21
15:30	0	0	1	1	0	1	1	1	0	0	0	0	0	0	0	5
15:45	0	0	0	1	1	2	1	1	0	0	0	0	0	0	0	6
16:00	0	0	0	0	0	2	0	0	0	0	0	0	0	0	0	2
16:15	0	0	1	1	1	0	0	0	0	1	0	0	0	0	0	4
16:30	0	0	0	1	0	2	0	0	0	0	0	0	0	0	0	2
16:45	0	0	1	1	1	0	0	0	0	1	0	0	0	0	0	4
17:00	0	0	2	3	2	5	2	2	0	1	0	0	0	0	0	17
17:15	0	0	0	1	1	2	0	2	0	1	0	0	0	0	0	7
17:30	0	0	1	0	2	0	0	0	1	1	0	0	0	0	0	5
17:45	0	0	0	0	0	1	0	0	0	0	0	0	0	0	0	3
18:00	0	1	0	3	3	3	1	3	4	0	0	0	0	0	0	18
18:15	0	0	2	0	1	2	2	2	1	2	0	0	0	0	0	12
18:30	0	0	0	1	0	0	1	1	1	0	0	0	0	0	0	4
18:45	0	0	0	0	1	3	1	1	0	0	0	0	0	0	0	6
19:00	0	0	0	0	0	1	0	0	0	0	0	0	0	0	0	1
19:15	0	0	2	1	2	6	4	4	2	2	0	0	0	0	0	23
19:30	0	0	0	0	1	2	0	0	0	0	0	0	0	0	0	3
19:45	0	0	0	0	0	0	2	0	0	0	0	0	0	0	0	2
20:00	0	0	1	0	3	4	3	2	0	1	0	0	0	0	0	14
20:15	0	0	0	0	0	0	0	1	0	0	0	0	0	0	0	1
20:30	0	0	0	0	0	0	0	0	0	0	0	0	0	0	0	0
20:45	0	0	0	1	0	0	2	0	0	0	0	0	0	0	0	3
21:00	0	0	0	0	0	0	1	0	0	0	0	0	0	0	0	0
21:15	0	0	0	2	0	0	3	1	0	0	0	0	0	0	0	6
21:30	0	0	1	0	0	0	0	0	0	0	0	0	0	0	0	1
21:45	0	0	0	0	0	1	0	0	0	0	0	0	0	0	0	2
22:00	0	1	0	1	1	0	0	0	0	0	0	0	0	0	0	5
22:15	0	1	1	2	2	4	1	0	0	0	0	0	0	0	0	11
22:30	0	0	0	2	0	0	0	0	0	0	1	0	0	0	0	3
22:45	0	0	0	0	0	0	0	0	0	0	0	0	0	0	0	0
23:00	0	0	0	0	0	0	0	0	0	0	0	0	0	0	0	0
23:15	0	0	1	3	0	0	1	0	0	0	0	0	0	0	0	5
23:30	0	0	0	0	0	1	1	0	0	0	0	0	0	0	0	2
23:45	0	0	0	0	0	1	0	1	0	0	0	0	0	0	0	2
Total	0	2	10	23	29	37	23	21	9	11	3	0	1	0	0	169
Total Stats	1	4	25	42	51	56	41	26	15	14	7	0	3	0	1	286

15th Percentile : 22 MPH
50th Percentile : 30 MPH
85th Percentile : 37 MPH
95th Percentile : 43 MPH

Mean Speed(Average) : 30 MPH
10 MPH Pace Speed : 25-34 MPH
Number in Pace : 157
Percent in Pace : 54.9%
Number of Vehicles > 31 MPH : 107
Percent of Vehicles > 31 MPH : 37.4%

Traffic Survey Specialists, Inc.

624 Gardenia Terrace, Delray Beach, Florida 33444

Phone (561) 272-3255 Fax (561) 272-4381

West Park, Florida
Broward
Miami Gardens Road SE of Barry Road

050207T
Site Code: 00000050207
Station ID: 000058410087
Date Start: 03-May-11
Date End: 04-May-11

Eastbound, Westbound

Start Time	010	1115	1620	2125	2628	2931	3234	3537	3840	4143	4446	4749	5052	5355	56147	Total
5/3/11	0	0	0	0	0	1	1	1	0	0	0	0	0	0	0	3
00:15	0	0	3	1	2	1	0	0	0	0	0	0	0	0	0	7
00:30	0	0	0	0	1	1	0	0	0	0	0	0	0	0	0	2
00:45	0	0	0	0	0	0	2	0	0	0	0	0	0	0	0	2
01:00	0	0	3	1	3	3	3	1	0	0	0	0	0	0	0	14
01:15	0	0	1	0	0	0	0	0	0	0	1	0	0	0	0	2
01:30	0	0	0	0	0	0	0	0	0	0	0	0	0	0	0	0
01:45	0	0	0	1	0	0	0	0	2	0	0	0	0	0	0	3
02:00	0	0	1	1	0	0	0	0	2	0	1	0	0	0	0	5
02:15	0	0	0	0	0	0	1	0	0	0	0	0	0	0	0	1
02:30	0	0	0	0	0	0	0	0	0	0	0	0	0	0	0	0
02:45	0	0	0	0	0	0	0	0	0	0	0	0	0	0	0	0
03:00	0	0	0	0	0	0	1	0	0	0	0	0	0	0	0	1
03:15	0	0	0	0	0	0	0	0	0	0	0	0	0	0	0	0
03:30	0	0	0	0	1	0	0	0	0	0	0	0	0	0	0	0
03:45	0	0	0	0	1	0	0	0	0	0	0	0	0	0	0	1
04:00	0	0	0	0	2	0	0	0	0	0	0	0	0	0	0	2
04:15	0	0	0	0	0	0	0	0	0	0	0	0	0	0	0	0
04:30	1	0	1	0	1	0	0	0	0	0	0	0	0	0	0	3
04:45	0	0	0	0	0	0	0	0	0	0	0	0	0	0	0	0
05:00	1	0	1	0	2	0	1	1	0	0	0	0	0	0	0	6
05:15	0	0	0	0	0	0	0	0	0	0	0	0	0	0	0	0
05:30	0	0	0	1	1	1	0	0	1	0	0	0	0	0	0	3
05:45	0	0	0	1	1	2	1	0	0	0	0	0	0	0	0	5
06:00	0	0	1	5	2	3	1	0	1	0	0	0	0	0	0	13
06:15	0	0	0	1	0	0	1	0	0	0	1	0	0	0	0	3
06:30	0	1	1	3	0	0	1	0	1	0	0	0	0	0	0	7
06:45	0	0	0	0	0	0	0	1	1	0	0	0	0	0	0	2
07:00	0	0	0	2	1	1	1	0	0	0	1	0	0	0	0	6
07:15	0	1	1	6	1	1	3	1	2	0	2	0	0	0	0	18
07:30	0	0	1	3	1	1	2	1	0	0	0	0	0	0	0	9
07:45	0	1	0	9	3	6	2	0	1	0	0	0	0	0	0	22
08:00	0	1	1	0	3	2	1	1	0	0	2	0	0	0	0	11
08:15	0	0	0	1	1	1	4	0	0	1	0	0	0	0	0	8
08:30	0	2	2	13	8	10	9	2	1	1	2	0	0	0	0	50
08:45	0	0	0	0	1	1	0	0	0	1	0	0	0	0	0	3
09:00	1	0	1	0	2	4	1	0	0	0	1	0	0	0	0	10
09:15	0	0	0	2	0	0	1	0	0	0	0	0	1	0	0	4
09:30	0	0	1	1	1	0	1	2	0	2	0	0	1	0	0	9
09:45	1	0	2	3	4	5	3	2	0	3	1	0	2	0	0	26
10:00	0	0	0	1	0	1	4	0	0	0	0	0	0	0	1	7
10:15	0	0	3	0	1	1	2	3	2	0	0	0	0	0	0	12
10:30	0	0	0	0	0	1	0	0	2	1	0	0	0	0	0	4
10:45	0	0	0	2	0	1	1	0	0	1	0	0	0	0	0	5
11:00	0	2	3	3	1	4	7	3	4	2	0	0	0	0	1	28
11:15	0	0	0	3	1	1	2	0	0	0	0	0	0	0	0	12
11:30	0	0	0	3	3	2	1	0	0	0	0	0	0	0	0	7
11:45	0	1	2	4	3	1	0	0	1	0	1	0	0	0	0	9
12:00	0	3	2	12	10	7	4	1	1	0	1	0	0	0	0	41
12:15	0	0	3	2	2	3	0	0	0	0	0	0	0	0	0	10
12:30	0	0	0	1	3	0	1	0	0	0	0	0	0	0	0	5
12:45	0	1	2	3	0	0	0	0	0	0	0	0	0	0	0	6
Total	0	0	1	1	0	0	2	2	0	0	0	0	0	0	0	6
Total	2	7	22	51	38	36	35	13	11	6	7	0	2	0	1	231

Traffic Survey Specialists, Inc.

624 Gardenia Terrace, Delray Beach, Florida 33444

Phone (561) 272-3255 Fax (561) 272-4381

West Park, Florida
Broward
Miami Gardens Road SE of Barry Road

050207T
Site Code: 000000050207
Station ID: 000058410087
Date Start: 03-May-11
Date End: 04-May-11

Eastbound, Westbound

Start Time	0 10	11 15	16 20	21 25	26 28	29 31	32 34	35 37	38 40	41 43	44 46	47 49	50 52	53 55	56 147	Total
12 PM	0	0	0	0	2	1	1	2	1	0	0	0	0	0	0	7
12:15	0	0	0	0	2	1	0	0	0	0	0	0	1	0	0	4
12:30	0	0	0	1	1	2	1	0	0	0	0	0	0	0	0	5
12:45	0	0	0	2	2	2	1	1	0	0	0	0	0	0	0	8
13:00	0	0	0	3	7	6	3	3	1	0	0	0	1	0	0	24
13:15	0	0	0	1	2	0	3	0	0	0	0	0	0	0	0	6
13:30	0	0	1	2	0	5	1	1	0	1	0	0	0	0	0	11
13:45	0	0	0	0	0	0	1	0	0	1	0	0	0	0	0	2
14:00	0	1	2	1	1	4	0	2	0	1	0	0	0	0	0	12
14:15	0	1	3	4	3	9	5	3	0	3	0	0	0	0	0	31
14:30	0	1	0	2	4	2	2	1	0	1	1	0	0	0	0	14
14:45	0	0	1	0	2	2	3	1	1	0	1	0	0	0	0	11
15:00	0	0	2	1	3	2	0	3	0	1	0	0	0	0	0	12
15:15	0	0	1	1	0	3	0	1	0	0	0	0	0	0	0	6
15:30	0	1	4	4	9	9	5	6	1	2	2	0	0	0	0	43
15:45	0	0	1	1	2	3	1	2	0	0	0	0	0	0	0	10
16:00	0	0	1	2	4	4	3	1	1	0	0	0	0	0	0	16
16:15	0	0	1	1	0	4	0	0	0	0	1	0	0	0	0	7
16:30	0	1	1	1	1	0	2	1	0	2	0	0	0	0	0	9
16:45	0	1	4	5	7	11	6	4	1	2	1	0	0	0	0	42
17:00	0	0	0	1	2	3	0	2	1	1	0	0	0	0	0	10
17:15	0	0	1	0	3	4	3	1	3	2	0	0	0	0	0	17
17:30	0	0	1	3	1	6	0	2	1	1	0	0	0	0	0	15
17:45	0	0	0	0	4	4	4	0	2	4	2	0	0	0	0	20
18:00	0	0	2	4	10	17	7	5	7	8	2	0	0	0	0	62
18:15	0	0	0	4	1	4	0	7	1	1	0	1	0	0	0	19
18:30	0	0	0	1	5	4	5	3	0	0	0	0	0	0	0	21
18:45	0	1	0	0	2	3	1	3	1	0	0	0	0	0	0	11
19:00	0	1	0	1	4	1	3	0	1	1	0	0	0	0	0	12
19:15	0	2	0	6	12	12	9	13	6	2	0	1	0	0	0	63
19:30	0	1	3	0	3	7	6	4	1	2	0	0	0	0	0	27
19:45	0	0	0	4	2	1	1	3	1	1	1	0	0	0	0	14
20:00	0	0	0	0	2	8	2	3	0	0	0	0	0	0	0	15
20:15	0	0	0	0	0	2	2	4	0	0	0	0	0	0	0	8
20:30	0	1	3	4	7	18	11	14	2	3	1	0	0	0	0	64
20:45	0	0	1	1	2	2	4	1	0	0	0	0	0	0	0	11
21:00	0	0	0	3	1	1	3	0	0	0	0	0	0	0	0	8
21:15	0	0	1	1	0	4	2	0	0	1	0	0	0	0	0	9
21:30	0	0	0	2	3	1	0	2	0	0	0	0	0	0	0	8
21:45	0	0	2	7	6	8	9	3	0	1	0	0	0	0	0	36
22:00	0	0	0	0	1	0	1	1	2	1	0	0	0	0	0	6
22:15	0	0	0	0	0	1	1	3	0	0	0	0	0	0	0	5
22:30	0	0	0	1	1	3	1	0	0	0	0	0	0	0	0	9
22:45	0	0	0	2	0	0	2	2	0	0	0	0	0	0	0	6
23:00	0	0	0	3	2	4	7	7	2	1	0	0	0	0	0	26
23:15	0	0	0	2	0	3	1	0	0	0	0	0	0	0	0	6
23:30	0	0	1	1	2	4	2	0	0	0	0	0	0	0	0	10
23:45	0	1	0	3	1	3	1	1	0	0	0	0	0	0	0	10
24:00	0	1	0	1	1	1	3	0	1	0	0	0	0	0	0	8
24:15	0	2	1	7	4	11	7	1	1	0	0	0	0	0	0	34
24:30	1	0	1	2	2	3	1	1	0	0	1	0	0	0	0	12
24:45	0	0	0	1	0	0	0	1	0	0	0	0	0	0	0	2
25:00	0	0	1	3	0	0	2	0	0	0	0	0	0	0	0	6
25:15	0	0	0	2	0	2	1	1	0	0	0	0	0	0	0	6
25:30	1	0	2	8	2	5	4	3	0	0	1	0	0	0	0	26
25:45	0	0	0	2	1	1	0	0	0	0	0	0	0	0	0	4
26:00	0	0	0	0	0	1	0	1	1	0	0	0	0	0	0	3
26:15	0	0	0	1	0	1	0	0	0	1	0	0	0	0	0	3
26:30	0	0	0	1	0	1	0	0	0	1	0	0	0	0	0	3
26:45	0	0	0	1	1	2	0	1	0	0	0	0	0	0	0	5
27:00	0	0	0	4	2	5	0	2	1	1	0	0	0	0	0	15
Total	1	8	21	59	71	115	73	64	22	23	7	1	1	0	0	466
Total Stats	3	15	43	110	109	151	108	77	33	29	14	1	3	0	1	697

15th Percentile : 22 MPH
50th Percentile : 30 MPH
85th Percentile : 37 MPH
95th Percentile : 42 MPH

Mean Speed(Average) : 30 MPH
10 MPH Pace Speed : 26-35 MPH
Number in Pace : 394
Percent in Pace : 56.5%
Number of Vehicles > 31 MPH : 266
Percent of Vehicles > 31 MPH : 38.2%

Traffic Survey Specialists, Inc.

West Park, Florida
 Broward
 Miami Gardens Road SE of Sutton Road

624 Gardenia Terrace, Delray Beach, Florida 33444
 Phone (561) 272-3255 Fax (561) 272-4381

050206
 Site Code: 00000050206
 Station ID: 000110252088
 Date Start: 03-May-11
 Date End: 04-May-11

Eastbound

Start Time	0 10	11 15	16 20	21 25	26 28	29 31	32 34	35 37	38 40	41 43	44 46	47 49	50 52	53 55	56 147	Total
5/3/11	0	0	0	0	0	0	0	0	0	0	0	0	0	0	0	0
00:15	0	0	0	0	0	0	0	0	1	0	0	0	0	0	0	1
00:30	1	0	0	0	0	1	0	0	0	0	0	0	0	0	0	2
00:45	0	0	0	0	1	0	0	0	0	0	0	0	0	0	0	1
01:00	1	0	0	0	1	1	0	0	1	0	0	0	0	0	0	4
01:15	0	0	0	0	0	0	0	0	0	1	0	0	0	0	0	1
01:30	0	0	0	0	0	0	0	0	0	0	0	0	0	0	0	0
01:45	0	0	0	0	0	0	1	0	0	0	0	0	0	0	0	1
02:00	0	0	0	0	0	0	1	0	0	1	0	0	0	0	0	2
02:15	0	0	0	0	0	0	0	1	0	0	0	0	0	0	0	1
02:30	0	0	0	0	0	0	0	0	0	0	0	0	0	0	0	0
02:45	0	0	0	0	0	0	0	0	0	0	0	0	0	0	0	0
03:00	0	0	0	1	0	0	0	1	0	0	0	0	0	0	0	2
03:15	0	0	0	0	0	0	0	0	0	0	0	0	0	0	0	0
03:30	0	0	0	0	0	0	0	0	0	0	0	0	0	0	0	0
03:45	0	0	1	0	0	0	0	0	0	0	0	0	0	0	0	1
04:00	0	0	1	0	0	0	0	0	0	0	0	0	0	0	0	1
04:15	0	0	0	0	0	0	0	0	0	0	0	0	0	0	0	0
04:30	0	0	0	0	0	0	0	0	0	0	0	0	0	0	0	0
04:45	0	0	0	0	0	0	0	0	0	0	0	0	0	0	0	0
05:00	0	0	0	0	0	0	0	0	0	0	0	0	0	0	0	0
05:15	0	0	0	0	0	0	0	1	0	0	0	0	0	0	0	1
05:30	0	0	0	1	0	1	1	0	0	1	0	0	0	0	0	4
05:45	0	0	0	1	0	0	0	0	0	0	0	0	0	0	0	1
06:00	0	0	0	2	0	1	1	1	0	1	0	0	0	0	0	6
06:15	0	0	0	0	0	1	0	0	0	0	0	0	0	0	0	1
06:30	0	0	1	0	0	0	0	0	0	0	0	0	0	0	0	1
06:45	0	0	0	0	0	0	0	0	0	0	0	0	0	0	0	0
07:00	0	0	1	0	1	0	0	0	0	0	0	0	0	0	0	2
07:15	0	2	1	0	1	3	0	0	1	1	0	0	0	0	0	9
07:30	0	1	3	0	1	1	0	1	1	0	0	0	0	0	0	8
07:45	0	0	0	1	1	1	0	1	0	0	0	0	0	0	0	4
08:00	0	3	4	1	3	6	0	3	2	1	0	0	0	0	0	23
08:15	0	0	0	0	0	0	0	1	1	0	0	0	0	0	0	2
08:30	1	1	0	0	0	0	0	0	1	0	0	0	0	0	0	3
08:45	0	0	1	2	0	0	0	0	0	0	0	0	0	0	0	3
09:00	0	0	1	1	3	0	0	0	0	0	0	0	1	0	0	6
09:15	1	1	2	3	3	0	0	1	2	0	0	0	1	0	0	14
09:30	0	0	0	0	0	0	0	0	2	0	0	0	0	0	0	2
09:45	0	0	0	0	1	0	1	0	0	0	0	0	0	0	0	2
10:00	0	0	0	1	0	2	0	0	0	0	0	0	0	0	0	3
10:15	0	0	0	1	1	1	0	1	0	0	0	0	0	0	0	7
10:30	0	0	0	0	0	0	0	0	1	0	0	0	0	0	0	1
10:45	0	0	0	2	0	2	0	0	0	0	0	0	0	0	0	4
11:00	0	0	0	3	1	1	0	2	0	0	0	0	0	0	0	7
11:15	0	0	0	5	1	4	0	2	1	0	0	0	0	0	0	13
11:30	0	0	0	0	0	0	0	0	0	0	0	0	0	0	0	0
11:45	0	0	0	0	0	0	0	0	0	0	0	0	0	0	0	0
Total	1	0	0	2	1	0	0	0	0	0	0	0	1	0	0	5
Total	3	4	8	15	11	14	3	8	6	5	0	0	2	0	0	79

Traffic Survey Specialists, Inc.

West Park, Florida
 Broward
 Miami Gardens Road SE of Sutton Road

624 Gardenia Terrace, Delray Beach, Florida 33444
 Phone (561) 272-3255 Fax (561) 272-4381

050206
 Site Code: 00000050206
 Station ID: 000110252088
 Date Start: 03-May-11
 Date End: 04-May-11

Eastbound

Start Time	010	1115	1620	2125	2628	2931	3234	3537	3840	4143	4446	4749	5052	5355	56147	Total
12 PM	1	0	0	1	0	2	1	1	0	0	0	0	0	0	0	6
12:15	0	0	0	0	1	0	0	1	0	0	0	0	0	0	0	2
12:30	0	0	0	0	0	0	0	0	0	0	0	0	0	0	0	0
12:45	0	1	0	2	0	1	0	0	0	0	0	0	0	0	0	4
13:00	1	1	0	3	1	3	1	2	0	0	0	0	0	0	0	12
13:15	0	0	0	1	2	1	1	1	0	0	0	0	0	0	0	6
13:30	1	0	0	0	0	0	1	1	0	0	0	0	0	0	0	3
13:45	0	0	0	2	0	0	0	0	0	0	0	0	0	0	0	2
14:00	0	2	0	1	1	0	1	1	0	0	1	0	0	0	0	7
14:15	1	2	0	4	3	1	3	3	0	0	1	0	0	0	0	18
14:30	0	0	1	1	3	0	0	0	0	0	0	0	0	0	0	5
14:45	0	0	0	0	3	2	2	0	0	0	0	1	0	0	0	8
15:00	0	0	1	0	0	0	0	0	0	0	0	0	0	0	0	1
15:15	0	0	2	3	6	6	4	0	0	0	0	1	0	0	0	22
15:30	0	2	0	1	1	0	0	0	0	0	0	0	1	0	0	5
15:45	0	0	0	0	1	2	1	0	1	0	0	0	0	0	0	5
16:00	0	0	0	1	2	0	0	0	0	0	0	0	0	0	0	3
16:15	0	0	0	0	0	0	0	0	1	0	0	0	0	0	0	1
16:30	0	2	0	2	4	2	1	0	2	0	0	0	1	0	0	14
16:45	0	0	0	1	2	0	0	0	0	1	0	0	0	0	0	4
17:00	0	0	1	0	0	0	0	1	0	0	0	0	0	0	0	2
17:15	0	0	0	1	0	1	2	1	1	0	0	0	0	0	0	6
17:30	0	0	0	1	0	1	2	1	1	0	0	0	0	0	0	6
17:45	0	0	0	1	0	0	1	1	0	0	2	0	0	0	0	5
18:00	0	0	1	3	2	1	3	3	1	1	2	0	0	0	0	17
18:15	0	0	0	0	2	1	4	0	0	1	0	0	0	0	0	8
18:30	0	0	0	1	2	3	2	3	1	0	0	0	0	0	0	12
18:45	0	1	0	0	1	0	3	1	0	0	0	0	0	0	0	6
19:00	0	1	0	1	1	0	1	0	0	0	0	0	0	0	0	4
19:15	0	2	0	2	6	4	10	4	1	1	0	0	0	0	0	30
19:30	0	0	0	1	0	0	0	0	1	0	1	0	0	0	0	3
19:45	0	0	0	1	0	0	1	0	1	0	0	0	0	0	0	3
20:00	0	0	0	1	0	0	1	1	0	0	0	0	0	0	0	3
20:15	0	1	0	3	2	2	2	1	2	0	1	0	0	0	0	14
20:30	0	0	0	0	2	1	2	1	0	0	0	0	0	0	0	5
20:45	0	0	2	1	4	2	4	0	0	0	1	0	0	0	1	15
21:00	0	0	0	1	1	1	2	0	0	0	0	0	0	0	0	5
21:15	0	0	0	0	0	0	1	1	0	0	0	0	0	0	0	2
21:30	0	0	0	2	0	1	0	0	0	0	0	0	0	0	0	4
21:45	0	0	1	0	0	1	0	0	0	0	1	0	0	0	0	4
22:00	0	0	1	3	1	3	4	1	0	0	1	0	0	0	1	15
22:15	1	0	0	0	0	0	0	0	1	0	0	0	0	0	0	2
22:30	0	0	1	1	0	2	1	0	0	0	0	0	0	0	0	5
22:45	0	0	0	0	1	0	1	0	1	0	0	0	0	0	0	3
23:00	0	0	1	0	0	0	0	0	0	0	0	0	0	0	0	4
23:15	0	0	1	0	0	1	1	0	0	0	0	0	0	0	0	4
23:30	0	0	0	1	2	1	1	0	0	0	0	0	0	0	0	6
23:45	0	0	0	0	0	0	0	0	0	0	0	0	0	0	0	1
Total	3	9	10	29	32	27	37	14	10	2	6	1	1	0	2	183
Total Stats	6	13	18	44	43	41	40	22	16	7	6	1	3	0	2	262

15th Percentile : 21 MPH
 50th Percentile : 29 MPH
 85th Percentile : 37 MPH
 95th Percentile : 43 MPH

Mean Speed(Average) : 29 MPH
 10 MPH Pace Speed : 25-34 MPH
 Number in Pace : 132
 Percent in Pace : 50.4%
 Number of Vehicles > 31 MPH : 97
 Percent of Vehicles > 31 MPH : 37.0%

Traffic Survey Specialists, Inc.

West Park, Florida
 Broward
 Miami Gardens Road SE of Sutton Road

624 Gardenia Terrace, Delray Beach, Florida 33444
 Phone (561) 272-3255 Fax (561) 272-4381

050206
 Site Code: 00000050206
 Station ID: 000110252088
 Date Start: 03-May-11
 Date End: 04-May-11

Westbound

Start Time	010	1115	1620	2125	2628	2931	3234	3537	3840	4143	4446	4749	5052	5355	56147	Total
5/3/11	0	0	0	1	0	0	0	0	0	0	0	0	0	0	0	1
00:15	0	0	0	2	0	0	0	0	0	0	0	0	0	0	0	2
00:30	0	0	0	0	0	0	0	0	0	0	0	0	0	0	0	0
00:45	0	0	0	0	2	0	0	0	0	0	0	0	0	0	0	2
01:00	0	0	0	3	2	0	0	0	0	0	0	0	0	0	0	5
01:15	0	0	0	0	0	0	0	0	0	0	0	0	0	0	0	0
01:15	0	0	0	1	0	1	0	0	0	0	0	0	0	0	0	2
01:30	0	0	0	0	0	0	0	0	0	0	0	0	0	0	0	0
01:45	0	0	0	0	0	0	0	0	0	0	0	0	0	0	0	0
02:00	0	0	0	1	0	1	0	0	0	0	0	0	0	0	0	2
02:15	0	0	0	0	0	0	0	0	0	0	0	0	0	0	0	0
02:30	0	0	0	0	0	0	1	0	0	0	0	0	0	0	0	1
02:45	0	0	0	0	0	0	0	0	0	0	0	0	0	0	0	0
03:00	0	0	0	0	0	0	1	0	0	0	0	0	0	0	0	1
03:15	0	0	0	0	0	0	0	0	0	0	0	0	0	0	0	0
03:30	0	0	0	0	0	0	0	0	0	0	0	0	0	0	0	0
03:45	0	0	0	1	0	0	0	0	0	0	0	0	0	0	0	1
04:00	0	0	0	1	0	0	2	0	0	0	0	0	0	0	0	3
04:15	0	0	0	0	0	0	0	0	0	0	0	0	0	0	0	0
04:30	0	1	1	0	0	0	0	0	0	0	0	0	0	0	0	2
04:45	0	0	0	0	0	0	0	0	0	0	0	0	0	0	0	0
05:00	0	1	1	0	0	0	0	0	0	0	0	0	0	0	0	2
05:15	0	0	0	0	0	0	0	0	0	0	0	0	0	0	0	0
05:30	0	0	0	0	1	0	1	0	0	0	0	0	0	0	0	1
05:45	0	0	0	1	0	0	0	0	0	0	0	0	0	0	0	2
06:00	0	0	0	1	1	1	1	0	0	0	0	0	0	0	0	4
06:15	0	0	0	0	0	0	0	0	0	0	1	0	0	0	0	1
06:30	0	0	0	1	0	0	0	1	0	1	0	0	0	0	0	3
06:45	0	0	1	2	0	1	1	0	0	0	0	0	0	0	0	5
07:00	0	0	1	3	0	1	1	1	0	1	1	0	0	0	0	9
07:15	0	0	0	0	1	1	1	0	1	0	1	0	0	0	0	4
07:15	0	1	0	1	1	2	0	2	2	2	0	0	0	0	0	11
07:30	0	0	0	1	0	1	0	2	0	0	0	1	0	0	0	5
07:45	0	1	1	0	0	0	1	0	0	0	0	0	0	0	0	3
08:00	0	2	1	2	2	4	1	5	2	2	1	1	0	0	0	23
08:15	0	1	0	1	0	0	0	0	0	0	0	0	0	0	0	2
08:15	0	1	0	0	0	1	1	0	0	0	0	0	0	0	0	3
08:30	0	0	0	0	1	0	0	1	0	1	0	0	0	0	0	3
08:45	0	0	0	1	0	2	0	1	0	0	0	0	0	0	0	4
09:00	0	2	0	2	1	3	1	2	0	1	0	0	0	0	0	12
09:15	0	0	0	0	1	0	0	0	0	0	1	0	0	0	0	2
09:15	0	1	0	0	0	0	0	0	0	0	0	0	0	0	0	1
09:30	0	0	0	0	1	0	0	0	0	2	0	0	0	0	0	3
09:45	0	0	1	0	0	3	1	1	0	0	0	0	0	0	0	6
10:00	0	1	1	0	2	3	1	1	0	2	1	0	0	0	0	12
10:00	0	0	0	0	0	0	0	1	0	0	0	0	0	0	0	1
10:15	0	0	0	0	0	0	0	0	0	0	0	0	0	0	0	0
10:30	0	0	0	0	0	0	1	0	0	0	0	0	0	0	0	1
10:45	0	0	0	1	1	0	0	0	0	0	0	1	0	0	0	3
11:00	0	0	0	1	1	0	1	1	0	0	0	1	0	0	0	5
11:15	0	0	0	1	0	0	0	0	0	0	0	0	0	0	0	1
11:15	0	1	0	2	2	0	0	0	0	0	1	0	0	0	0	6
11:30	0	0	0	0	1	2	0	0	0	0	0	0	0	0	0	3
11:45	0	0	0	0	0	1	1	0	0	0	0	0	0	0	0	2
Total	0	7	4	17	12	16	10	10	2	6	4	2	0	0	0	90

Traffic Survey Specialists, Inc.

624 Gardenia Terrace, Delray Beach, Florida 33444

Phone (561) 272-3255 Fax (561) 272-4381

West Park, Florida
Broward
Miami Gardens Road SE of Sutton Road

050206
Site Code: 00000050206
Station ID: 000110252088
Date Start: 03-May-11
Date End: 04-May-11

Westbound

Start Time	010	1115	1620	2125	2628	2931	3234	3537	3840	4143	4446	4749	5052	5355	56147	Total
12 PM	0	0	0	1	1	1	1	0	0	0	0	1	0	0	0	5
12:15	1	0	0	0	0	0	0	0	0	0	0	0	0	0	0	1
12:30	0	0	0	0	0	0	0	0	0	0	0	0	0	0	0	0
12:45	1	0	0	1	1	2	0	0	1	0	0	0	0	0	0	6
13:00	2	0	0	2	2	3	1	0	1	0	0	1	0	0	0	12
13:15	0	2	0	0	0	0	1	0	0	1	0	0	0	0	0	4
13:30	0	1	0	1	0	1	1	0	0	0	0	0	0	0	0	4
13:45	1	0	0	0	0	0	0	1	0	0	0	0	0	0	0	2
14:00	0	0	0	1	2	1	0	0	0	0	0	0	0	0	0	4
14:15	1	3	0	2	2	2	2	1	0	1	0	0	0	0	0	14
14:30	0	0	0	0	1	2	0	0	0	0	0	0	0	0	0	3
14:45	2	0	0	1	0	0	0	1	0	0	0	0	0	0	0	6
15:00	4	0	0	3	3	3	2	2	0	0	0	0	0	1	0	18
15:15	0	0	0	0	0	0	0	0	0	1	0	0	0	0	0	1
15:30	1	0	0	1	1	1	1	0	0	0	0	0	0	0	0	5
15:45	0	1	0	0	0	0	0	0	0	1	0	0	0	0	0	2
16:00	0	1	0	0	0	1	1	0	0	1	2	1	0	0	1	8
16:15	1	2	0	1	1	2	2	0	0	3	2	1	0	0	1	16
16:30	0	1	0	1	0	1	2	0	1	0	1	0	0	0	0	7
16:45	0	0	1	0	0	2	0	0	0	0	0	0	0	0	0	3
17:00	0	0	1	0	0	0	0	1	2	0	0	0	0	0	0	4
17:15	0	1	2	2	0	4	2	1	3	1	1	0	0	0	0	17
17:30	0	0	0	1	1	2	2	0	0	0	0	0	0	0	0	6
17:45	0	0	0	0	0	1	0	1	0	0	0	0	0	0	0	2
18:00	0	1	0	1	1	2	0	0	0	0	0	0	0	0	0	6
18:15	0	0	0	1	0	1	2	0	0	1	1	0	0	0	0	6
18:30	0	0	0	1	0	1	1	2	0	0	0	0	0	0	0	5
18:45	0	0	0	0	0	0	1	0	0	1	0	0	0	0	0	2
19:00	1	0	0	2	0	3	4	2	1	2	2	1	0	0	0	18
19:15	0	1	0	2	1	2	0	0	0	0	0	0	0	0	0	6
19:30	0	1	0	1	0	0	0	1	0	0	0	0	0	0	0	3
19:45	0	0	4	1	2	0	0	0	0	0	0	0	0	0	0	7
20:00	0	1	0	0	1	1	1	0	0	0	0	0	0	0	0	4
20:15	0	3	4	4	4	3	1	1	0	0	0	0	0	0	0	20
20:30	0	0	0	0	0	0	0	0	0	0	0	0	0	0	0	0
20:45	0	0	0	0	1	1	1	0	0	0	0	0	0	0	0	3
21:00	0	0	0	0	1	1	1	0	0	0	0	0	0	0	0	3
21:15	0	1	0	0	0	0	0	0	0	1	0	0	0	0	0	4
21:30	0	0	0	4	0	1	0	1	0	0	0	0	0	0	0	6
21:45	0	0	0	0	0	0	0	0	0	0	0	0	0	0	0	0
22:00	1	0	1	5	0	3	0	2	0	1	0	0	0	0	0	13
22:15	0	0	0	0	0	0	0	0	0	0	0	0	0	0	0	0
22:30	0	0	0	0	1	0	0	0	0	0	0	0	0	0	0	1
22:45	0	0	1	0	0	0	2	0	0	0	0	0	0	0	0	3
23:00	0	0	0	0	0	0	0	0	0	0	0	0	0	0	0	0
23:15	0	0	1	0	1	0	0	0	0	0	0	0	0	0	0	4
23:30	0	0	0	0	0	0	0	0	0	0	0	0	0	0	0	0
23:45	0	0	0	1	0	1	0	0	1	0	0	0	0	0	0	3
Total	0	0	0	3	0	1	2	1	2	0	0	0	0	0	0	9
Total	10	11	10	31	16	28	23	16	9	8	5	4	0	1	1	173
Total	10	18	14	48	28	44	33	26	11	14	9	6	0	1	1	263

Stats
15th Percentile : 19 MPH
50th Percentile : 29 MPH
85th Percentile : 38 MPH
95th Percentile : 45 MPH

Mean Speed(Average) : 29 MPH
10 MPH Pace Speed : 25-34 MPH
Number in Pace : 114
Percent in Pace : 43.3%
Number of Vehicles > 31 MPH : 101
Percent of Vehicles > 31 MPH : 38.4%

Traffic Survey Specialists, Inc.

West Park, Florida
Broward
Miami Gardens Road SE of Sutton Road

624 Gardenia Terrace, Delray Beach, Florida 33444
Phone (561) 272-3255 Fax (561) 272-4381

050206
Site Code: 00000050206
Station ID: 000110252088
Date Start: 03-May-11
Date End: 04-May-11

Eastbound, Westbound

Start Time	010	1115	1620	2125	2628	2931	3234	3537	3840	4143	4446	4749	5052	5355	56147	Total
5/3/11	0	0	0	1	0	0	0	0	0	0	0	0	0	0	0	1
00:15	0	0	0	2	0	0	0	0	1	0	0	0	0	0	0	3
00:30	1	0	0	0	0	1	0	0	0	0	0	0	0	0	0	2
00:45	0	0	0	0	3	0	0	0	0	0	0	0	0	0	0	3
01:00	1	0	0	3	3	1	0	0	1	0	0	0	0	0	0	9
01:15	0	0	0	0	0	0	0	0	0	1	0	0	0	0	0	1
01:30	0	0	0	1	0	1	0	0	0	0	0	0	0	0	0	2
01:45	0	0	0	0	0	0	0	0	0	0	0	0	0	0	0	0
02:00	0	0	0	0	0	0	1	0	0	0	0	0	0	0	0	1
02:15	0	0	0	1	0	1	1	0	0	1	0	0	0	0	0	4
02:30	0	0	0	0	0	0	0	0	0	0	0	0	0	0	0	1
02:45	0	0	0	0	0	0	0	0	0	0	0	0	0	0	0	0
03:00	0	0	0	1	0	0	1	1	0	0	0	0	0	0	0	3
03:15	0	0	0	0	0	0	2	0	0	0	0	0	0	0	0	2
03:30	0	0	0	0	0	0	0	0	0	0	0	0	0	0	0	0
03:45	0	0	1	1	0	0	0	0	0	0	0	0	0	0	0	2
04:00	0	0	1	1	0	0	2	0	0	0	0	0	0	0	0	4
04:15	0	0	0	0	0	0	0	0	0	0	0	0	0	0	0	0
04:30	0	1	1	0	0	0	0	0	0	0	0	0	0	0	0	2
04:45	0	0	0	0	0	0	0	0	0	0	0	0	0	0	0	0
05:00	0	1	1	0	0	0	0	0	0	0	0	0	0	0	0	2
05:15	0	0	0	0	0	0	0	0	0	0	0	0	0	0	0	0
05:30	0	0	0	0	0	1	0	1	0	0	0	0	0	0	0	2
05:45	0	0	0	1	1	1	2	0	0	1	0	0	0	0	0	6
06:00	0	0	0	2	0	0	0	0	0	0	0	0	0	0	0	2
06:15	0	0	0	3	1	2	2	1	0	1	0	0	0	0	0	10
06:30	0	0	0	0	1	0	0	0	0	0	1	0	0	0	0	2
06:45	0	0	1	1	0	0	0	1	0	1	0	0	0	0	0	4
07:00	0	0	1	2	0	1	1	0	0	0	0	0	0	0	0	5
07:15	0	0	2	3	1	1	1	1	0	1	1	0	0	0	0	11
07:30	0	0	0	0	1	2	0	2	0	0	1	0	0	0	0	6
07:45	0	3	1	1	2	5	0	2	3	3	0	0	0	0	0	20
08:00	0	1	3	1	1	2	0	3	1	0	0	1	0	0	0	13
08:15	0	1	1	1	1	1	1	1	0	0	0	0	0	0	0	7
08:30	0	5	5	3	5	10	1	8	4	3	1	1	0	0	0	46
08:45	0	1	0	1	0	0	0	1	1	0	0	0	0	0	0	4
09:00	1	2	0	0	0	1	1	0	1	0	0	0	0	0	0	6
09:15	0	0	1	2	1	0	0	1	0	1	0	0	0	0	0	6
09:30	0	0	1	2	3	2	0	1	0	0	0	0	1	0	0	10
09:45	1	3	2	5	4	3	1	3	2	1	0	0	1	0	0	26
10:00	0	0	0	0	1	0	0	0	2	1	0	0	0	0	0	4
10:15	0	1	0	0	1	0	1	0	0	0	0	0	0	0	0	3
10:30	0	0	0	0	1	0	0	0	0	2	0	0	0	0	0	3
10:45	0	0	1	1	0	5	1	1	0	0	0	0	0	0	0	9
11:00	0	1	1	1	3	5	2	1	0	4	1	0	0	0	0	19
11:15	0	0	0	0	0	0	0	1	1	0	0	0	0	0	0	2
11:30	0	0	0	0	0	1	0	0	0	0	0	0	0	0	0	1
11:45	0	0	0	2	0	2	1	0	0	0	0	0	0	0	0	5
12:00	0	0	0	4	2	1	0	2	0	0	0	1	0	0	0	10
12:15	0	0	0	6	2	4	1	3	1	0	0	1	0	0	0	18
12:30	0	0	0	1	0	0	0	0	0	0	0	0	0	0	0	1
12:45	0	1	0	4	2	0	0	0	0	0	1	0	0	0	0	8
13:00	1	0	0	0	1	2	0	0	0	0	0	0	1	0	0	5
13:15	0	0	0	0	1	1	1	0	0	0	0	0	0	0	0	3
13:30	1	1	0	5	4	3	1	0	0	1	0	1	0	0	0	17
13:45	0	0	0	0	0	0	0	0	0	0	0	0	0	0	0	3
Total	3	11	12	32	23	30	13	18	8	11	4	2	2	0	0	169

Traffic Survey Specialists, Inc.

624 Gardenia Terrace, Delray Beach, Florida 33444

Phone (561) 272-3255 Fax (561) 272-4381

West Park, Florida
Broward
Miami Gardens Road SE of Sutton Road

050206
Site Code: 00000050206
Station ID: 000110252088
Date Start: 03-May-11
Date End: 04-May-11

Eastbound, Westbound

Start Time	010	1115	1620	2125	2628	2931	3234	3537	3840	4143	4446	4749	5052	5355	56147	Total
12 PM	1	0	0	2	1	3	2	1	0	0	0	1	0	0	0	11
12:15	1	0	0	0	1	0	0	1	0	0	0	0	0	0	0	3
12:30	0	0	0	0	0	0	0	0	0	0	0	0	0	0	0	0
12:45	1	1	0	3	1	3	0	0	1	0	0	0	0	0	0	10
13:00	3	1	0	5	3	6	2	2	1	0	0	1	0	0	0	24
13:15	0	2	0	1	2	1	2	1	0	1	0	0	0	0	0	10
13:30	1	1	0	1	0	1	2	1	0	0	0	0	0	0	0	7
13:45	1	0	0	2	0	0	0	1	0	0	0	0	0	0	0	4
14:00	0	2	0	2	3	1	1	1	0	0	1	0	0	0	0	11
14:15	2	5	0	6	5	3	5	4	0	1	1	0	0	0	0	32
14:30	0	0	1	1	4	2	0	0	0	0	0	0	0	0	0	8
14:45	2	0	0	2	4	2	2	1	0	0	0	0	0	0	0	14
15:00	4	0	2	6	9	9	6	2	0	0	0	1	0	1	0	6
15:15	0	2	0	1	1	0	0	0	0	1	0	0	1	0	0	10
15:30	1	0	0	1	2	3	2	0	1	0	0	0	0	0	0	5
15:45	0	1	0	0	0	1	1	0	1	1	2	1	0	0	1	9
16:00	1	4	0	3	5	4	3	0	2	3	2	1	1	0	1	30
16:15	0	1	0	2	2	1	2	0	1	1	1	0	0	0	0	11
16:30	0	0	1	1	0	1	0	1	0	1	0	0	0	0	0	5
16:45	0	0	1	1	0	3	2	1	1	0	0	0	0	0	0	9
17:00	0	0	1	1	0	0	1	2	2	0	2	0	0	0	0	9
17:15	0	1	3	5	2	5	5	4	4	2	3	0	0	0	0	34
17:30	0	0	0	1	3	3	6	0	0	1	0	0	0	0	0	14
17:45	0	0	0	1	2	4	2	4	1	0	0	0	0	0	0	14
18:00	0	2	0	2	1	0	5	2	0	0	0	0	0	0	0	12
18:15	0	1	1	3	2	0	1	2	2	0	0	0	0	0	0	12
18:30	0	3	1	7	8	7	14	8	3	1	0	0	0	0	0	52
18:45	1	0	0	1	0	1	0	0	2	0	2	1	0	0	0	8
19:00	0	1	0	1	2	3	2	0	0	1	1	0	0	0	0	11
19:15	0	0	0	2	0	1	2	2	1	0	0	0	0	0	0	8
19:30	0	0	0	1	0	0	2	1	0	1	0	0	0	0	0	5
19:45	0	0	0	1	0	0	2	1	0	1	0	0	0	0	0	5
20:00	1	1	0	5	2	5	6	3	3	2	3	1	0	0	0	32
20:15	0	1	0	2	3	3	1	0	0	0	1	0	0	0	0	11
20:30	0	1	2	2	0	0	2	1	0	0	0	0	0	0	1	9
20:45	0	0	4	1	4	0	1	0	0	0	0	0	0	0	0	10
21:00	0	1	0	0	1	2	1	0	0	0	0	0	0	0	0	5
21:15	0	3	6	5	8	5	5	1	0	0	1	0	0	0	1	35
21:30	0	0	0	1	1	1	2	0	0	0	0	0	0	0	0	5
21:45	0	0	0	0	1	1	2	1	0	0	0	0	0	0	0	5
22:00	0	1	0	3	0	1	0	0	0	0	1	0	0	0	0	6
22:15	0	0	2	1	0	1	3	0	0	0	0	1	0	0	1	9
22:30	0	1	2	5	2	4	7	1	0	0	1	1	0	0	1	25
22:45	1	0	1	0	0	1	0	0	1	1	0	0	0	0	0	5
23:00	1	0	1	0	0	1	0	0	1	0	0	0	0	0	0	5
23:15	1	0	1	2	0	3	1	1	0	0	0	0	0	0	0	9
23:30	0	0	0	4	1	1	1	1	1	0	0	0	0	0	0	9
23:45	0	0	1	1	0	0	1	0	1	0	0	0	0	0	0	4
24:00	2	0	3	7	1	5	3	2	3	1	0	0	0	0	0	27
24:15	0	0	0	0	1	0	1	0	0	0	0	0	0	0	0	2
24:30	0	0	0	1	2	1	0	0	0	0	0	0	0	0	0	4
24:45	0	0	1	0	0	0	0	2	0	0	0	0	0	0	0	3
25:00	0	1	0	0	0	0	0	0	0	0	0	0	0	0	0	1
25:15	0	1	1	1	3	1	1	2	0	0	0	0	0	0	0	10
25:30	0	0	0	0	0	0	1	0	0	0	0	0	0	0	0	1
25:45	0	0	0	3	0	0	1	1	2	0	0	0	0	0	0	7
26:00	0	0	0	2	0	1	0	0	1	0	0	0	0	0	0	4
26:15	0	0	2	0	0	0	1	0	0	0	0	0	0	0	0	3
26:30	0	0	2	5	0	1	3	1	3	0	0	0	0	0	0	15
Total	13	20	20	60	48	55	60	30	19	10	11	5	1	1	3	356
Total Stats	16	31	32	92	71	85	73	48	27	21	15	7	3	1	3	525

15th Percentile : 20 MPH
50th Percentile : 29 MPH
85th Percentile : 37 MPH
95th Percentile : 44 MPH

Mean Speed(Average) : 29 MPH
10 MPH Pace Speed : 25-34 MPH
Number in Pace : 247
Percent in Pace : 47.0%
Number of Vehicles > 31 MPH : 198
Percent of Vehicles > 31 MPH : 37.7%

Traffic Survey Specialists, Inc.

West Park, Florida
Broward
Ronald Road SE of SW 59 Terrace

624 Gardenia Terrace, Delray Beach, Florida 33444
Phone (561) 272-3255 Fax (561) 272-4381

050209T
Site Code: 00000050209
Station ID: 000110252098
Date Start: 03-May-11
Date End: 04-May-11

Eastbound

Start Time	0 10	11 15	16 20	21 25	26 28	29 31	32 34	35 37	38 40	41 43	44 46	47 49	50 52	53 55	56 147	Total
5/3/11	0	0	0	0	0	0	0	0	0	0	0	0	0	0	0	0
00:15	0	0	0	0	1	1	0	0	0	0	0	0	0	0	0	2
00:30	0	0	0	0	0	0	0	0	1	0	0	0	0	0	0	1
00:45	0	0	0	0	0	0	0	0	0	1	0	0	0	0	0	1
01:00	0	0	0	0	1	1	0	0	1	1	0	0	0	0	0	4
01:15	0	0	0	0	0	0	0	0	0	0	0	0	0	0	0	0
01:15	0	0	0	0	0	0	0	0	0	0	0	1	0	0	0	1
01:30	0	0	0	0	0	0	0	0	0	0	0	0	0	0	0	0
01:45	0	0	0	0	0	0	1	0	0	0	0	0	0	0	0	1
02:00	0	0	0	0	0	1	1	0	0	0	0	1	0	0	0	2
02:00	0	0	0	0	1	0	0	0	0	0	0	0	0	0	0	1
02:15	0	0	0	0	0	0	0	0	0	0	0	0	0	0	0	0
02:30	0	0	0	0	0	0	0	0	0	0	0	0	0	0	0	0
02:45	0	0	0	0	0	0	0	0	0	0	0	0	0	0	0	0
03:00	0	0	0	0	1	0	0	0	0	0	0	0	0	0	0	1
03:15	0	0	0	0	0	0	0	0	0	0	0	0	0	0	0	0
03:30	0	0	0	0	0	0	0	0	0	0	0	0	0	0	0	0
03:45	0	0	0	0	0	0	0	0	0	0	0	0	0	0	0	0
04:00	0	0	0	0	0	0	0	0	0	0	0	0	0	0	0	0
04:15	0	0	0	0	0	0	0	0	0	0	0	0	0	0	0	0
04:30	0	0	0	0	0	0	0	0	0	0	0	0	0	0	0	0
04:45	0	0	0	0	0	0	0	0	0	0	0	0	0	0	0	0
05:00	0	0	0	0	0	0	0	0	0	0	0	0	0	0	0	0
05:15	0	0	0	0	0	2	0	0	0	0	0	0	0	0	0	2
05:30	0	0	0	0	0	0	0	0	0	0	0	0	0	0	0	0
05:45	0	0	0	0	0	0	0	0	0	0	0	0	0	0	0	0
06:00	0	0	0	0	0	2	0	0	0	0	0	0	0	0	0	2
06:15	0	0	0	0	0	0	0	0	0	0	0	0	0	0	0	0
06:30	0	0	0	0	0	0	0	0	0	0	0	0	0	0	0	0
06:45	0	0	0	1	0	0	0	0	0	0	0	0	0	0	0	1
07:00	0	0	0	2	0	0	0	1	0	1	0	0	0	0	0	4
07:15	0	0	0	0	0	0	0	0	0	0	0	0	0	0	0	0
07:15	0	0	0	1	0	0	0	0	0	0	0	0	0	0	0	1
07:30	0	0	0	0	1	0	0	1	0	1	1	0	0	0	0	4
07:45	0	0	0	0	1	0	0	0	0	0	0	0	0	0	0	1
08:00	0	0	0	1	2	0	0	1	0	1	1	0	0	0	0	6
08:00	0	0	0	1	1	1	0	0	0	0	0	0	0	0	0	3
08:15	0	0	0	1	1	1	0	0	0	0	0	0	0	0	0	3
08:30	0	0	0	0	3	0	0	0	0	0	0	0	0	0	0	3
08:45	0	0	2	0	0	2	1	0	0	0	0	0	0	0	1	6
09:00	0	0	2	2	5	4	1	0	0	0	0	0	0	0	1	15
09:00	0	0	0	0	1	0	1	0	0	0	0	0	0	0	0	2
09:15	0	0	0	0	0	0	0	0	0	0	0	0	0	0	0	0
09:30	0	0	0	0	0	1	0	0	0	0	0	0	0	0	0	1
09:45	0	0	0	0	0	0	1	0	0	0	0	0	0	0	0	1
10:00	0	0	0	0	0	1	1	2	0	0	0	0	0	0	0	4
10:00	0	0	0	0	0	1	1	1	1	0	0	0	0	0	0	4
10:15	0	0	0	1	1	0	0	1	0	0	0	0	1	0	0	4
10:30	0	0	0	0	0	0	0	1	0	0	0	0	0	0	0	1
10:45	0	0	0	0	0	0	1	0	0	0	0	0	0	0	0	1
11:00	0	0	0	1	1	1	2	3	1	0	0	0	1	0	0	10
11:00	0	0	0	0	0	0	0	0	0	0	1	0	0	0	0	1
11:15	0	1	0	1	0	0	0	0	0	0	0	0	0	0	0	2
11:30	0	0	0	0	0	0	0	0	0	0	0	0	0	0	0	0
11:45	0	0	2	0	1	0	1	0	0	0	0	0	0	0	0	4
Total	0	1	4	7	12	9	7	5	2	3	2	1	1	0	1	55

Traffic Survey Specialists, Inc.

624 Gardenia Terrace, Delray Beach, Florida 33444

Phone (561) 272-3255 Fax (561) 272-4381

West Park, Florida
Broward
Ronald Road SE of SW 59 Terrace

050209T
Site Code: 000000050209
Station ID: 000110252098
Date Start: 03-May-11
Date End: 04-May-11

Eastbound

Start Time	010	1115	1620	2125	2628	2931	3234	3537	3840	4143	4446	4749	5052	5355	56147	Total
12 PM	0	0	0	0	0	0	0	1	0	0	0	0	0	0	0	1
12:15	0	0	0	0	0	0	0	0	0	0	0	0	0	0	0	0
12:30	0	0	1	0	0	1	2	0	0	0	0	0	0	0	0	4
12:45	0	1	1	0	1	0	0	0	0	0	0	0	0	0	0	3
13:00	0	1	2	0	1	1	2	1	0	0	0	0	0	0	0	8
13:15	0	0	0	1	0	2	0	0	0	0	0	0	0	0	0	3
13:30	1	0	0	0	0	1	0	0	0	1	0	0	0	0	0	3
13:45	0	0	0	0	1	0	0	0	0	0	0	0	0	0	0	1
14:00	0	0	0	0	0	0	1	2	0	0	0	0	0	0	0	3
14:15	1	0	0	1	1	3	1	2	0	1	0	0	0	0	0	10
14:30	0	0	0	1	0	0	1	0	0	0	0	0	0	0	0	2
14:45	0	0	1	4	0	1	2	0	0	0	1	0	0	0	0	3
15:00	0	0	1	5	2	2	4	0	0	0	1	0	0	0	0	9
15:15	2	0	0	0	1	1	0	1	0	0	0	0	0	0	0	15
15:30	0	0	0	0	0	0	0	0	0	0	0	0	0	0	0	5
15:45	0	0	0	0	0	0	0	1	0	0	0	0	0	0	0	0
16:00	0	0	0	0	1	2	1	4	0	0	0	0	0	0	0	1
16:15	0	0	0	0	0	0	0	0	0	0	0	0	0	0	0	4
16:30	0	1	0	1	0	0	0	0	0	0	0	0	0	0	0	0
16:45	0	0	0	1	0	1	1	0	1	0	0	0	0	0	0	2
17:00	0	1	0	2	0	2	1	0	2	1	0	0	0	0	0	4
17:15	0	0	0	0	0	0	0	0	1	0	0	0	0	0	0	9
17:30	0	1	1	0	0	0	0	2	0	0	0	0	0	0	0	1
17:45	0	0	0	0	0	0	0	0	0	1	0	1	0	0	0	4
18:00	0	1	1	0	0	0	0	3	1	1	0	1	0	0	0	2
18:15	0	0	0	0	0	0	1	0	0	0	0	0	0	0	0	8
18:30	0	0	0	0	2	0	0	0	1	0	0	0	0	0	0	1
18:45	0	0	0	2	1	0	0	0	0	0	0	0	0	0	0	3
19:00	0	0	0	2	3	1	3	0	1	0	0	0	0	0	0	3
19:15	0	0	0	2	2	0	0	1	0	0	0	0	0	0	0	10
19:30	0	0	0	0	0	1	0	0	0	0	0	0	0	0	0	5
19:45	0	0	0	0	3	1	1	0	0	0	0	0	0	0	0	1
20:00	0	0	0	0	0	0	0	0	1	0	0	0	0	0	0	2
20:15	0	0	0	2	5	2	2	1	1	0	0	0	0	0	0	2
20:30	0	0	0	0	0	1	1	0	0	0	0	0	0	0	0	2
20:45	0	0	0	0	1	0	0	0	0	0	1	0	0	0	0	1
21:00	0	0	0	1	1	2	1	0	0	1	0	0	0	0	0	6
21:15	0	0	0	2	1	0	0	0	0	1	0	0	0	0	0	4
21:30	0	0	1	0	0	0	0	0	0	0	0	0	0	0	0	1
21:45	0	0	0	1	0	0	0	0	0	0	0	0	0	0	0	1
22:00	0	0	0	0	0	0	1	0	0	0	0	0	0	0	0	1
22:15	0	0	1	3	1	0	1	0	0	1	0	0	0	0	0	7
22:30	0	0	0	0	0	0	0	2	0	0	1	0	0	0	0	3
22:45	0	0	0	0	0	0	1	0	1	0	0	0	0	0	0	2
23:00	0	0	0	0	0	1	1	2	1	0	1	0	0	0	0	1
23:15	0	0	0	0	1	0	1	0	1	0	0	0	0	0	0	6
23:30	0	0	0	0	1	0	1	0	0	0	0	0	0	0	0	3
23:45	0	0	0	1	0	0	0	0	0	0	0	0	0	0	0	1
Total	0	0	0	2	1	0	1	0	1	1	0	0	0	0	0	6
Total	3	3	5	18	16	16	18	13	7	6	2	1	0	0	0	108
Total	3	4	9	25	28	25	25	18	9	9	4	2	1	0	1	163

Stats
15th Percentile : 22 MPH
50th Percentile : 30 MPH
85th Percentile : 38 MPH
95th Percentile : 43 MPH

Mean Speed(Average) : 30 MPH
10 MPH Pace Speed : 26-35 MPH
Number in Pace : 84
Percent in Pace : 51.5%
Number of Vehicles > 31 MPH : 69
Percent of Vehicles > 31 MPH : 42.3%

Traffic Survey Specialists, Inc.

624 Gardenia Terrace, Delray Beach, Florida 33444

Phone (561) 272-3255 Fax (561) 272-4381

West Park, Florida
Broward
Ronald Road SE of SW 59 Terrace

050209T
Site Code: 000000050209
Station ID: 000110252098
Date Start: 03-May-11
Date End: 04-May-11

Westbound

Start Time	010	1115	1620	2125	2628	2931	3234	3537	3840	4143	4446	4749	5052	5355	56147	Total
5/3/11	0	0	0	0	0	0	0	0	0	0	0	0	0	0	0	1
00:15	0	0	0	0	0	0	0	0	1	1	0	0	0	0	0	2
00:30	0	0	0	0	0	0	0	0	0	0	0	0	0	0	0	0
00:45	0	0	0	0	0	0	0	0	0	0	0	0	0	0	1	1
01:00	0	0	0	0	0	0	0	0	1	1	0	0	0	0	1	4
01:15	0	0	0	0	0	1	0	0	0	0	0	0	0	0	0	1
01:30	0	0	0	0	0	0	0	0	0	0	0	0	0	0	0	0
01:45	0	0	0	0	0	0	0	0	0	0	0	0	0	0	0	0
02:00	0	0	0	0	0	1	0	0	0	0	0	0	0	0	0	1
02:15	0	0	0	0	0	0	0	0	0	0	0	0	0	0	0	0
02:30	0	0	0	0	0	0	0	0	0	0	0	0	0	0	0	0
02:45	0	0	0	0	0	0	0	0	0	0	0	0	0	0	0	0
03:00	0	0	0	0	0	0	0	0	0	0	0	0	0	0	0	0
03:15	0	0	0	0	0	0	0	0	0	0	0	0	0	0	0	0
03:30	0	0	0	1	0	0	0	0	0	0	0	0	0	0	0	1
03:45	0	0	0	0	0	0	0	0	0	0	0	0	0	0	0	0
04:00	0	0	0	1	0	0	0	0	0	0	0	0	0	0	0	1
04:15	0	0	0	0	0	0	0	0	0	0	0	0	0	0	0	0
04:30	0	0	0	0	0	0	1	0	0	0	0	0	0	0	0	1
04:45	0	0	0	0	0	0	0	0	0	0	0	0	0	0	0	0
05:00	0	0	0	0	0	0	1	0	0	0	0	0	0	0	0	1
05:15	0	0	0	0	0	0	0	0	0	0	0	0	0	0	0	0
05:30	0	0	0	0	0	0	0	0	0	0	0	0	0	0	0	0
05:45	0	0	0	0	0	0	0	0	0	0	0	0	0	0	0	0
06:00	0	0	0	0	0	0	0	0	0	0	0	0	0	0	0	0
06:15	0	0	0	0	0	0	0	0	0	0	0	0	0	0	0	0
06:30	0	0	1	0	1	0	2	0	0	0	0	0	0	0	0	4
06:45	1	0	0	0	1	0	0	0	1	1	0	0	0	0	0	4
07:00	1	0	1	0	2	2	3	0	1	1	0	0	0	0	0	11
07:15	0	1	0	0	0	0	1	0	0	0	0	0	1	0	0	3
07:30	0	0	0	1	1	1	0	0	1	0	0	2	0	0	0	6
07:45	0	0	0	1	2	0	0	0	0	0	0	0	0	0	0	3
08:00	0	1	1	3	0	0	0	0	0	0	0	0	1	0	0	5
08:15	0	1	1	5	3	1	1	0	1	0	0	2	2	0	0	17
08:30	0	1	0	0	0	3	0	1	0	0	0	0	0	0	0	5
08:45	0	0	0	1	1	1	2	0	2	1	0	0	0	0	0	8
09:00	0	0	0	0	0	1	1	0	0	0	0	0	0	0	0	2
09:15	0	0	1	2	2	0	0	0	0	0	0	0	0	0	0	5
09:30	0	1	1	3	3	5	3	1	2	1	0	0	0	0	0	20
09:45	0	0	0	0	0	2	0	1	0	0	0	0	0	0	0	3
10:00	0	0	0	0	0	0	0	0	0	0	0	0	0	0	0	0
10:15	0	0	0	0	0	0	0	0	0	0	0	0	0	0	0	0
10:30	0	0	1	0	0	0	0	1	0	0	0	0	0	0	0	2
10:45	0	0	0	0	1	0	0	0	0	0	0	0	0	0	0	1
11:00	0	0	0	0	0	1	1	0	1	0	0	0	0	0	0	4
11:15	0	0	1	2	1	2	0	3	1	0	0	0	0	0	0	10
11:30	0	0	0	0	0	1	0	1	0	0	0	0	0	0	0	2
11:45	0	0	0	1	0	1	0	1	0	0	0	0	0	0	0	3
Total	0	0	0	0	0	2	0	0	0	0	0	0	0	0	0	2
Total	1	3	6	15	9	18	10	8	7	3	0	2	2	1	1	86

Traffic Survey Specialists, Inc.

624 Gardenia Terrace, Delray Beach, Florida 33444

Phone (561) 272-3255 Fax (561) 272-4381

West Park, Florida
Broward
Ronald Road SE of SW 59 Terrace

050209T
Site Code: 000000050209
Station ID: 000110252098
Date Start: 03-May-11
Date End: 04-May-11

Westbound

Start Time	010	1115	1620	2125	2628	2931	3234	3537	3840	4143	4446	4749	5052	5355	56147	Total
12 PM	1	0	0	2	0	0	0	0	1	0	0	0	0	0	0	4
12:15	0	0	0	0	0	1	1	0	0	0	0	0	0	0	0	2
12:30	0	0	0	0	0	0	0	1	0	0	0	0	0	0	0	1
12:45	1	0	0	1	0	0	0	1	1	0	0	0	0	0	0	4
13:00	2	0	0	3	0	1	1	2	2	0	0	0	0	0	0	11
13:15	0	0	1	0	1	1	0	1	1	1	0	0	0	0	0	6
13:30	0	0	0	0	0	0	0	0	0	0	0	0	0	0	0	0
13:45	0	1	0	0	0	1	0	1	0	0	0	0	0	0	0	3
14:00	0	1	1	0	2	2	0	2	1	1	0	0	0	0	0	10
14:15	0	0	0	0	1	0	1	1	0	0	0	0	0	0	0	1
14:30	0	0	0	1	1	0	1	1	1	0	0	0	0	0	0	3
14:45	0	0	0	0	0	1	0	0	0	0	0	0	0	0	0	5
15:00	0	0	0	1	2	2	2	2	1	0	0	0	0	0	0	1
15:15	0	0	0	0	0	0	0	0	0	0	0	0	0	0	0	10
15:30	1	0	0	0	1	0	0	0	0	0	0	0	0	0	0	2
15:45	0	0	0	4	1	1	0	0	0	0	0	0	0	0	0	6
16:00	0	0	0	0	1	0	0	1	0	1	0	0	0	0	0	3
16:15	1	0	0	4	3	1	0	1	0	1	0	0	0	0	0	11
16:30	0	0	0	0	1	0	1	1	0	0	0	0	0	0	0	3
16:45	0	0	0	3	0	1	0	0	0	0	0	0	0	0	0	3
17:00	0	0	0	0	1	0	1	0	0	1	0	0	0	0	0	4
17:15	0	0	0	0	0	1	0	0	0	0	0	0	0	0	0	4
17:30	0	1	0	1	1	1	2	1	0	1	0	0	0	0	0	8
17:45	0	0	0	0	0	1	2	0	0	0	0	0	0	0	0	4
18:00	0	1	1	1	1	4	4	2	0	2	0	0	0	0	0	16
18:15	0	0	0	0	1	0	1	0	0	1	0	0	0	0	0	3
18:30	0	0	1	2	2	2	1	2	0	0	0	0	0	0	0	10
18:45	0	0	1	0	1	1	0	0	0	0	0	0	0	0	0	3
19:00	0	2	0	2	0	0	1	0	0	0	0	0	0	0	0	5
19:15	0	2	2	4	4	3	3	2	0	1	0	0	0	0	0	21
19:30	0	0	2	0	0	1	1	0	0	0	0	0	0	0	0	4
19:45	0	0	0	0	0	0	0	0	0	0	0	0	0	0	0	0
20:00	0	1	0	1	1	1	3	0	1	0	0	0	0	0	0	10
20:15	0	0	0	1	1	1	0	0	0	1	0	0	0	0	0	4
20:30	0	0	0	0	1	0	0	0	1	0	0	0	0	0	0	2
20:45	0	0	0	0	0	2	0	0	0	0	1	0	0	0	0	2
21:00	0	0	0	1	3	3	0	1	1	1	1	0	0	0	0	11
21:15	0	0	0	0	0	0	0	0	0	0	0	0	0	0	0	0
21:30	0	0	0	0	0	1	0	0	0	0	0	0	0	0	0	1
21:45	0	0	0	0	1	1	0	0	0	0	0	0	0	0	0	2
22:00	0	0	0	0	0	0	0	0	1	0	0	0	0	0	0	1
22:15	0	0	0	1	0	1	0	0	0	0	0	0	0	0	0	4
22:30	0	0	0	1	2	0	0	1	0	0	0	0	0	0	0	4
22:45	0	0	0	0	0	1	0	0	0	0	0	0	0	0	0	1
23:00	0	0	0	3	2	2	0	1	0	0	0	0	0	0	0	8
23:15	0	0	0	0	0	0	0	0	0	0	0	0	0	0	0	0
23:30	0	0	0	0	0	1	0	0	0	0	0	0	0	0	0	1
23:45	0	0	0	0	1	0	0	0	0	0	0	0	0	0	0	1
Total	3	5	6	21	22	23	16	14	8	7	2	1	0	0	0	128
Total Stats	4	8	12	36	31	41	26	22	15	10	2	3	2	1	1	214

15th Percentile : 21 MPH
50th Percentile : 30 MPH
85th Percentile : 38 MPH
95th Percentile : 43 MPH

Mean Speed(Average) : 30 MPH
10 MPH Pace Speed : 26-35 MPH
Number in Pace : 106
Percent in Pace : 49.5%
Number of Vehicles > 31 MPH : 82
Percent of Vehicles > 31 MPH : 38.3%

Traffic Survey Specialists, Inc.

West Park, Florida
Broward
Ronald Road SE of SW 59 Terrace

624 Gardenia Terrace, Delray Beach, Florida 33444
Phone (561) 272-3255 Fax (561) 272-4381

050209T
Site Code: 00000050209
Station ID: 000110252098
Date Start: 03-May-11
Date End: 04-May-11

Eastbound, Westbound

Start Time	0 10	11 15	16 20	21 25	26 28	29 31	32 34	35 37	38 40	41 43	44 46	47 49	50 52	53 55	56 147	Total
5/3/11	0	0	0	0	0	0	0	0	0	0	0	0	0	0	0	1
00:15	0	0	0	0	1	1	0	0	1	1	0	0	0	0	0	4
00:30	0	0	0	0	0	0	0	0	1	0	0	0	0	0	0	1
00:45	0	0	0	0	0	0	0	0	0	1	0	0	0	0	1	2
01:00	0	0	0	0	1	1	0	0	2	2	0	0	0	1	1	8
01:15	0	0	0	0	0	1	0	0	0	0	0	0	0	0	0	1
01:30	0	0	0	0	0	0	0	0	0	0	0	1	0	0	0	1
01:45	0	0	0	0	0	0	1	0	0	0	0	0	0	0	0	1
02:00	0	0	0	0	0	1	1	0	0	0	0	1	0	0	0	3
02:15	0	0	0	0	0	0	0	0	0	0	0	0	0	0	0	0
02:30	0	0	0	0	0	0	0	0	0	0	0	0	0	0	0	0
02:45	0	0	0	0	0	0	0	0	0	0	0	0	0	0	0	0
03:00	0	0	0	0	1	0	0	0	0	0	0	0	0	0	0	1
03:15	0	0	0	0	0	0	0	0	0	0	0	0	0	0	0	0
03:30	0	0	0	1	0	0	0	0	0	0	0	0	0	0	0	1
03:45	0	0	0	0	0	0	0	0	0	0	0	0	0	0	0	0
04:00	0	0	0	1	0	0	0	0	0	0	0	0	0	0	0	1
04:15	0	0	0	0	0	0	1	0	0	0	0	0	0	0	0	1
04:30	0	0	0	0	0	0	0	0	0	0	0	0	0	0	0	0
04:45	0	0	0	0	0	0	0	0	0	0	0	0	0	0	0	0
05:00	0	0	0	0	0	0	1	0	0	0	0	0	0	0	0	1
05:15	0	0	0	0	0	0	0	0	0	0	0	0	0	0	0	0
05:30	0	0	0	0	0	2	0	0	0	0	0	0	0	0	0	2
05:45	0	0	0	0	0	0	0	0	0	0	0	0	0	0	0	0
06:00	0	0	0	0	0	2	0	0	0	0	0	0	0	0	0	2
06:15	0	0	0	1	0	0	0	0	0	0	0	0	0	0	0	0
06:30	0	0	1	0	1	0	2	0	0	0	0	0	0	0	0	4
06:45	1	0	0	1	1	0	0	0	1	1	0	0	0	0	0	5
07:00	1	0	1	2	2	2	3	1	1	2	0	0	0	0	0	15
07:15	0	1	0	0	0	0	1	0	0	0	0	0	1	0	0	3
07:30	0	0	0	2	1	1	0	0	1	0	0	2	0	0	0	7
07:45	0	0	0	1	3	0	0	1	0	1	1	0	0	0	0	7
08:00	0	0	1	3	1	0	0	0	0	0	0	0	1	0	0	6
08:15	0	1	1	6	5	1	1	1	1	1	1	2	2	0	0	23
08:30	0	1	0	1	1	4	0	1	0	0	0	0	0	0	0	8
08:45	0	0	0	2	2	2	2	0	2	1	0	0	0	0	0	11
09:00	0	0	0	0	3	1	1	0	0	0	0	0	0	0	0	5
09:15	0	1	3	5	8	9	4	1	2	1	0	0	0	0	1	35
09:30	0	0	0	0	1	2	1	1	0	0	0	0	0	0	0	5
09:45	0	0	0	0	0	0	0	0	0	0	0	0	0	0	0	0
10:00	0	1	1	3	0	1	1	0	0	0	0	0	0	0	0	7
10:15	0	0	1	0	0	1	2	0	1	0	0	0	0	0	0	5
10:30	0	0	0	0	1	0	0	1	0	0	0	0	0	0	0	2
10:45	0	0	0	0	0	1	1	2	1	0	0	0	0	0	0	5
11:00	0	0	1	3	2	3	2	6	2	0	0	0	1	0	0	20
11:15	0	0	0	0	0	1	0	1	0	0	1	0	0	0	0	3
11:30	0	1	0	2	0	1	0	1	0	0	0	0	0	0	0	5
11:45	0	0	0	0	0	2	0	0	0	0	0	0	0	0	0	2
11:55	0	0	2	0	1	0	1	1	0	0	0	0	0	0	0	5
Total	0	1	2	2	1	4	1	3	0	0	1	0	0	0	0	15
Total	1	4	10	22	21	27	17	13	9	6	2	3	3	1	2	141

Traffic Survey Specialists, Inc.

624 Gardenia Terrace, Delray Beach, Florida 33444

Phone (561) 272-3255 Fax (561) 272-4381

West Park, Florida
Broward
Ronald Road SE of SW 59 Terrace

050209T
Site Code: 000000050209
Station ID: 000110252098
Date Start: 03-May-11
Date End: 04-May-11

Eastbound, Westbound

Start Time	010	1115	1620	2125	2628	2931	3234	3537	3840	4143	4446	4749	5052	5355	56147	Total
12 PM	1	0	0	2	0	0	0	1	1	0	0	0	0	0	0	5
12:15	0	0	0	0	0	1	1	0	0	0	0	0	0	0	0	2
12:30	0	0	1	0	0	1	2	1	0	0	0	0	0	0	0	5
12:45	1	1	1	1	1	0	0	1	1	0	0	0	0	0	0	7
13:00	2	1	2	3	1	2	3	3	2	0	0	0	0	0	0	19
13:15	0	0	0	1	1	2	0	0	0	0	0	0	0	0	0	4
13:30	1	0	1	0	1	2	0	1	1	2	0	0	0	0	0	9
13:45	0	0	0	0	1	0	0	0	0	0	0	0	0	0	0	1
14:00	0	1	0	0	0	1	1	3	0	0	0	0	0	0	0	6
14:15	1	1	1	1	3	5	1	4	1	2	0	0	0	0	0	20
14:30	0	0	0	1	0	1	1	0	0	0	0	0	0	0	0	3
14:45	0	0	0	0	2	0	1	1	0	0	0	0	0	0	0	4
15:00	0	0	1	4	0	2	2	0	0	0	1	0	0	0	0	8
15:15	0	0	1	6	4	4	6	2	1	0	1	0	0	0	0	10
15:30	2	0	0	0	1	1	0	1	0	0	0	0	0	0	0	25
15:45	1	0	0	0	1	0	0	0	0	0	0	0	0	0	0	5
16:00	0	0	0	4	1	0	0	0	0	0	0	0	0	0	0	2
16:15	0	0	0	4	1	1	0	1	0	0	0	0	0	0	0	7
16:30	0	0	0	0	1	1	1	3	0	1	0	0	0	0	0	7
16:45	3	0	0	4	4	3	1	5	0	1	0	0	0	0	0	21
17:00	0	0	0	0	1	0	1	1	0	0	0	0	0	0	0	3
17:15	0	0	0	0	0	1	1	0	2	1	1	0	0	0	0	6
17:30	0	1	0	4	0	1	0	0	0	0	0	0	0	0	0	6
17:45	0	0	0	1	1	1	2	0	1	1	0	1	0	0	0	8
18:00	0	1	0	5	2	3	4	1	3	2	1	1	0	0	0	23
18:15	0	0	0	0	0	0	0	1	1	0	0	0	0	0	0	2
18:30	0	1	2	1	1	1	2	3	0	1	0	0	0	0	0	12
18:45	0	1	0	0	0	1	2	0	0	1	0	1	0	0	0	6
19:00	0	2	2	1	1	4	4	5	1	3	0	1	0	0	0	24
19:15	0	0	0	0	1	0	2	0	0	1	0	0	0	0	0	4
19:30	0	0	1	2	2	3	3	2	0	0	0	0	0	0	0	13
19:45	0	0	1	0	3	1	0	0	1	0	0	0	0	0	0	6
20:00	0	2	0	4	1	0	1	0	0	0	0	0	0	0	0	8
20:15	0	2	2	6	7	4	6	2	1	1	0	0	0	0	0	31
20:30	0	0	2	2	2	1	1	1	0	0	0	0	0	0	0	9
20:45	0	0	0	0	0	1	0	0	0	0	0	0	0	0	0	1
21:00	0	1	0	1	4	1	2	0	1	0	0	0	0	0	0	10
21:15	0	0	0	0	0	0	2	0	1	0	0	0	0	0	0	3
21:30	0	1	2	3	6	3	5	1	2	0	0	0	0	0	0	23
21:45	0	0	0	1	1	2	1	0	0	1	0	0	0	0	0	6
22:00	0	0	0	0	2	1	0	0	1	0	0	0	0	0	0	4
22:15	0	0	0	0	1	0	0	0	0	0	0	0	0	0	0	3
22:30	0	0	0	0	1	0	0	1	0	1	0	0	0	0	0	4
22:45	0	0	0	1	0	2	0	0	0	0	1	0	0	0	0	3
23:00	0	0	0	2	4	5	1	1	1	2	1	0	0	0	0	17
23:15	0	0	0	2	1	0	0	0	0	1	0	0	0	0	0	4
23:30	0	0	1	0	0	1	0	0	0	0	0	0	0	0	0	2
23:45	0	0	0	1	1	1	0	0	0	0	0	0	0	0	0	3
24:00	0	0	0	0	0	0	1	0	1	0	0	0	0	0	0	2
24:15	0	0	1	3	2	2	1	0	1	1	0	0	0	0	0	11
24:30	0	0	0	1	0	1	0	2	0	0	1	0	0	0	0	5
24:45	0	0	0	1	0	0	1	0	1	0	0	0	0	0	0	3
25:00	0	0	0	0	1	2	1	0	1	0	0	0	0	0	0	5
25:15	0	0	0	0	0	1	0	0	0	0	0	0	0	0	0	1
25:30	0	0	0	3	2	3	1	3	1	0	1	0	0	0	0	14
25:45	0	0	0	0	1	0	1	0	1	0	0	0	0	0	0	3
26:00	0	0	0	1	0	1	0	0	0	0	0	0	0	0	0	2
26:15	0	0	0	1	1	0	0	0	0	0	0	0	0	0	0	2
26:30	0	0	0	0	0	0	0	0	0	1	0	0	0	0	0	1
26:45	0	0	0	2	2	1	1	0	1	1	0	0	0	0	0	8
Total	6	8	11	39	38	39	34	27	15	13	4	2	0	0	0	236
Total Stats	7	12	21	61	59	66	51	40	24	19	6	5	3	1	2	377

15th Percentile : 22 MPH
50th Percentile : 30 MPH
85th Percentile : 38 MPH
95th Percentile : 43 MPH

Mean Speed(Average) : 30 MPH
10 MPH Pace Speed : 26-35 MPH
Number in Pace : 190
Percent in Pace : 50.4%
Number of Vehicles > 31 MPH : 151
Percent of Vehicles > 31 MPH : 40.1%

Traffic Survey Specialists, Inc.

West Park, Florida
Broward
Ronald Road SE of Sutton Road

624 Gardenia Terrace, Delray Beach, Florida 33444
Phone (561) 272-3255 Fax (561) 272-4381

050210T
Site Code: 00000050210
Station ID: 000058410116
Date Start: 03-May-11
Date End: 04-May-11

Eastbound

Start Time	0 10	11 15	16 20	21 25	26 28	29 31	32 34	35 37	38 40	41 43	44 46	47 49	50 52	53 55	56 147	Total
5/3/11	0	1	0	1	0	0	0	0	0	0	0	0	0	0	0	2
00:15	0	0	0	0	0	0	0	1	0	0	0	0	0	0	0	1
00:30	0	0	0	0	0	0	0	0	0	0	0	0	0	0	0	0
00:45	0	0	0	0	0	0	0	0	0	0	0	0	0	0	0	0
01:00	0	1	0	1	0	0	0	1	0	0	0	0	0	0	0	3
01:15	0	0	0	0	0	0	0	0	0	0	0	0	0	0	0	0
01:15	0	0	1	0	0	0	0	0	0	0	0	0	0	0	0	1
01:30	0	0	0	0	0	0	0	0	0	0	0	0	0	0	0	0
01:45	0	0	0	0	0	0	0	0	0	0	0	0	0	0	0	0
02:00	0	0	1	0	0	0	0	0	0	0	0	0	0	0	0	1
02:00	0	0	0	0	1	0	0	0	0	0	0	0	0	0	0	1
02:15	0	0	0	0	0	0	0	0	0	0	0	0	0	0	0	0
02:30	0	0	0	0	0	0	0	0	0	0	0	0	0	0	0	0
02:45	0	0	0	0	0	0	0	0	0	0	0	0	0	0	0	0
03:00	0	0	0	0	1	0	0	0	0	0	0	0	0	0	0	1
03:15	0	0	0	0	0	0	0	0	0	0	0	0	0	0	0	0
03:30	0	0	0	0	0	0	0	0	0	0	0	0	0	0	0	0
03:45	0	0	0	0	0	0	0	0	0	0	0	0	0	0	0	0
04:00	0	0	0	0	0	0	0	0	0	0	0	0	0	0	0	0
04:15	0	0	0	0	0	0	0	0	0	0	0	0	0	0	0	0
04:30	0	0	0	0	0	0	0	0	0	0	0	0	0	0	0	0
04:45	0	0	0	0	0	0	0	0	0	0	0	0	0	0	0	0
05:00	0	0	0	1	0	0	0	0	0	0	0	0	0	0	0	1
05:15	0	0	0	0	0	0	0	0	0	0	0	0	0	0	0	0
05:30	0	0	0	0	0	0	0	0	0	0	0	0	0	0	0	0
05:45	0	0	0	0	0	1	0	0	0	0	0	0	0	0	0	1
06:00	0	0	0	0	0	1	0	0	0	0	0	0	0	0	0	1
06:15	0	0	0	0	0	1	0	0	0	0	0	0	0	0	0	1
06:30	0	0	0	0	1	2	0	0	1	0	0	0	0	0	0	4
06:45	0	0	0	2	0	1	0	0	0	0	0	0	0	0	0	3
07:00	0	0	0	2	2	4	0	0	1	0	0	0	0	0	0	9
07:00	0	0	0	0	1	0	1	0	0	0	0	0	0	0	0	2
07:15	0	0	1	1	2	0	0	0	0	0	0	0	0	0	0	4
07:30	0	0	1	1	2	0	0	1	0	0	0	0	0	0	0	5
07:45	0	0	1	1	1	0	0	0	0	1	0	0	0	0	0	4
08:00	0	0	3	3	6	0	1	1	0	1	0	0	0	0	0	15
08:00	0	0	0	1	1	1	1	1	0	1	0	0	0	0	0	6
08:15	0	0	0	0	0	1	0	0	0	0	0	0	0	0	0	1
08:30	0	0	0	0	0	0	2	0	0	0	0	0	0	0	0	2
08:45	0	0	0	1	0	1	0	0	0	0	0	0	0	0	0	2
09:00	0	0	0	2	1	3	3	1	0	1	0	0	0	0	0	11
09:00	0	0	0	0	1	0	0	1	0	0	0	0	0	0	0	2
09:15	0	0	1	0	1	0	0	0	0	0	0	0	0	0	0	2
09:30	0	0	0	0	0	0	0	0	0	0	0	0	0	0	0	0
09:45	0	0	0	0	0	0	0	0	0	0	0	0	0	0	0	0
10:00	0	0	1	0	2	0	0	1	0	0	0	0	0	0	0	4
10:00	0	0	0	1	0	0	0	0	0	0	0	0	0	0	0	1
10:15	0	0	0	0	0	0	1	0	0	0	0	0	0	0	0	1
10:30	1	0	0	0	1	0	1	0	0	0	0	0	0	0	0	3
10:45	0	0	0	0	0	0	0	0	0	0	0	0	0	0	0	0
11:00	1	0	0	1	1	0	2	0	0	0	0	0	0	0	0	5
11:00	0	0	1	0	0	0	0	0	1	0	0	0	0	0	0	2
11:15	0	0	0	0	0	1	0	0	0	0	0	0	0	0	0	1
11:30	0	0	1	0	0	0	0	0	0	0	0	0	0	0	0	1
11:45	1	1	0	0	1	0	0	0	0	0	0	0	0	0	0	3
Total	1	1	2	0	1	1	0	0	1	0	0	0	0	0	0	7
Total	2	2	7	10	14	9	6	4	2	2	0	0	0	0	0	58

Traffic Survey Specialists, Inc.

624 Gardenia Terrace, Delray Beach, Florida 33444

Phone (561) 272-3255 Fax (561) 272-4381

West Park, Florida
Broward
Ronald Road SE of Sutton Road

050210T
Site Code: 00000050210
Station ID: 000058410116
Date Start: 03-May-11
Date End: 04-May-11

Eastbound

Start Time	010	1115	1620	2125	2628	2931	3234	3537	3840	4143	4446	4749	5052	5355	56147	Total
12 PM	0	0	0	0	0	0	1	0	0	0	0	0	0	0	0	1
12:15	0	0	0	0	0	0	0	0	0	0	0	0	0	0	0	0
12:30	0	0	0	1	0	0	1	0	0	0	0	0	0	0	0	2
12:45	0	0	0	0	0	0	0	0	0	0	0	0	0	0	0	0
13:00	0	0	0	1	0	0	2	0	0	0	0	0	0	0	0	3
13:15	0	0	0	1	0	1	0	0	0	0	0	0	0	0	0	2
13:30	0	0	1	0	0	0	1	0	0	0	0	0	0	0	0	3
13:45	0	0	0	1	0	2	0	0	0	0	0	0	0	0	0	1
14:00	0	0	1	2	1	4	1	0	0	0	0	0	0	0	0	9
14:15	0	0	1	0	1	1	0	0	0	0	0	0	0	0	0	4
14:30	0	0	1	0	0	0	1	0	0	0	0	0	0	0	0	3
14:45	0	0	0	1	0	0	0	0	0	0	0	0	0	0	0	2
15:00	0	0	3	1	1	3	1	1	0	0	0	0	0	0	0	1
15:15	0	0	0	1	1	0	1	3	0	0	0	0	0	0	0	10
15:30	2	0	0	0	0	0	0	1	0	0	0	0	0	0	0	6
15:45	0	0	0	0	0	0	0	0	0	0	0	0	0	0	0	3
16:00	2	0	0	1	1	0	2	4	0	0	0	0	0	0	0	0
16:15	0	0	1	0	0	0	0	0	0	0	0	0	0	0	0	10
16:30	0	0	1	0	0	0	0	0	1	0	1	0	0	0	0	4
16:45	0	0	0	2	0	2	0	0	0	0	0	0	0	0	0	1
17:00	0	0	2	3	1	2	0	0	1	0	1	0	0	0	0	4
17:15	1	1	0	2	2	0	1	1	1	0	1	0	0	0	0	10
17:30	0	0	0	1	0	1	0	1	0	0	0	0	0	0	0	3
17:45	0	0	1	1	1	1	1	0	0	0	0	0	0	0	0	5
18:00	1	1	1	4	3	2	2	2	2	0	1	0	0	0	0	1
18:15	0	0	0	1	0	0	0	0	0	0	0	0	0	0	0	19
18:30	0	0	2	1	1	3	2	0	0	0	0	0	0	0	0	1
18:45	0	0	0	2	1	0	2	1	0	0	0	0	0	0	0	9
19:00	0	0	1	0	0	0	0	0	0	0	0	0	0	0	0	6
19:15	0	0	3	4	2	3	4	1	0	0	0	0	0	0	0	0
19:30	0	0	0	1	3	0	0	0	0	0	0	0	0	0	0	17
19:45	0	0	0	1	0	1	0	0	0	0	0	0	0	0	0	4
20:00	0	0	1	2	6	2	1	1	0	0	0	0	0	0	0	2
20:15	0	1	0	1	2	0	0	0	1	0	0	0	0	0	0	4
20:30	0	0	0	0	0	0	0	0	0	0	0	0	0	0	0	5
20:45	0	0	0	0	0	0	0	0	0	0	0	0	0	0	0	0
21:00	0	0	0	0	0	0	0	0	0	0	0	0	0	0	0	0
21:15	0	1	0	2	2	0	0	0	1	0	0	0	0	0	0	6
21:30	0	0	0	1	1	0	1	1	0	0	0	0	0	0	0	4
21:45	0	0	0	1	0	0	0	1	0	0	0	0	0	0	0	2
22:00	0	0	1	1	0	0	0	0	0	0	0	0	0	0	0	2
22:15	0	1	0	3	1	0	1	2	0	0	0	0	0	0	0	9
22:30	1	0	0	0	0	1	0	0	0	0	0	0	0	0	0	2
22:45	0	0	0	0	0	0	0	0	0	0	0	0	0	0	0	0
23:00	1	0	0	0	0	1	0	0	0	0	0	0	0	0	0	0
23:15	0	0	0	0	1	0	0	0	0	0	0	0	0	0	0	2
23:30	0	0	0	0	0	0	0	0	0	0	0	0	0	0	0	0
23:45	0	0	0	0	0	0	0	0	0	0	0	0	0	0	0	0
Total	0	0	0	1	2	0	0	0	0	0	0	0	0	0	0	3
Total	4	3	12	24	20	17	14	11	4	0	2	0	0	0	0	111
Total	6	5	19	34	34	26	20	15	6	2	2	0	0	0	0	169

Stats
15th Percentile : 19 MPH
50th Percentile : 27 MPH
85th Percentile : 34 MPH
95th Percentile : 38 MPH

Mean Speed(Average) : 27 MPH
10 MPH Pace Speed : 22-31 MPH
Number in Pace : 88
Percent in Pace : 52.1%
Number of Vehicles > 31 MPH : 45
Percent of Vehicles > 31 MPH : 26.6%

Traffic Survey Specialists, Inc.

624 Gardenia Terrace, Delray Beach, Florida 33444

Phone (561) 272-3255 Fax (561) 272-4381

West Park, Florida
Broward
Ronald Road SE of Sutton Road

050210T
Site Code: 00000050210
Station ID: 000058410116
Date Start: 03-May-11
Date End: 04-May-11

Westbound

Start Time	0 10	11 15	16 20	21 25	26 28	29 31	32 34	35 37	38 40	41 43	44 46	47 49	50 52	53 55	56 147	Total
5/3/11	0	0	0	0	1	0	0	1	0	0	0	0	0	0	0	2
00:15	1	0	0	0	1	1	0	0	0	0	0	0	0	0	0	3
00:30	0	0	0	0	0	0	0	0	0	0	0	0	0	0	0	0
00:45	0	0	0	0	0	0	0	0	0	0	0	0	0	0	0	0
01:00	1	0	0	0	2	1	0	1	0	0	0	0	0	0	0	5
01:15	0	0	0	0	0	0	0	0	1	0	0	0	0	0	0	1
01:30	0	0	0	0	0	0	0	0	0	0	0	0	0	0	0	0
01:45	0	0	0	0	0	0	0	0	0	0	0	0	0	0	0	0
02:00	0	0	0	0	0	0	0	0	1	0	0	0	0	0	0	1
02:15	0	0	0	0	0	0	0	0	0	0	0	0	0	0	0	0
02:30	0	0	0	0	0	0	0	0	0	0	0	0	0	0	0	0
02:45	0	0	0	0	0	0	0	0	0	0	0	0	0	0	0	0
03:00	0	0	0	0	0	0	0	0	0	0	0	0	0	0	0	0
03:15	0	0	0	0	0	0	0	0	0	0	0	0	0	0	0	0
03:30	0	0	0	0	1	0	0	0	0	0	0	0	0	0	0	1
03:45	0	0	0	0	0	0	0	0	0	0	0	0	0	0	0	0
04:00	0	0	0	0	1	0	0	0	0	0	0	0	0	0	0	1
04:15	0	0	0	0	0	1	0	0	0	0	0	0	0	0	0	1
04:30	0	0	0	0	0	0	0	0	0	0	0	0	0	0	0	0
04:45	0	0	0	0	0	0	0	0	0	0	0	0	0	0	0	0
05:00	0	0	0	0	0	1	0	0	0	0	0	0	0	0	0	1
05:15	0	0	0	0	0	0	0	0	0	0	0	0	0	0	0	0
05:30	0	0	0	0	0	0	0	0	0	0	0	0	0	0	0	0
05:45	0	0	0	0	0	0	0	0	0	0	0	0	0	0	0	0
06:00	0	0	0	0	0	0	0	0	0	0	0	0	0	0	0	0
06:15	0	0	0	0	0	1	0	0	0	0	0	0	0	0	0	1
06:30	0	0	0	0	1	1	0	0	0	0	0	0	0	0	0	2
06:45	0	0	0	1	0	0	0	0	0	0	0	0	0	0	0	1
07:00	0	0	0	1	1	2	0	0	0	0	0	0	0	0	0	4
07:15	0	0	0	1	0	0	0	2	0	0	1	0	0	0	0	1
07:30	0	0	2	1	0	0	0	0	1	0	0	0	0	0	0	3
07:45	1	0	0	0	0	0	0	0	0	0	0	0	0	0	0	1
08:00	1	0	2	2	0	0	0	2	1	0	1	0	0	0	0	9
08:15	0	0	0	0	1	0	1	0	0	0	0	0	0	0	0	2
08:30	0	0	1	0	0	1	0	0	0	0	0	0	0	0	0	2
08:45	0	1	0	0	0	0	0	0	1	0	0	0	0	0	0	3
09:00	0	1	2	0	1	2	1	0	2	0	0	0	0	0	0	9
09:15	0	0	0	0	0	0	1	0	0	0	0	0	0	0	0	1
09:30	0	0	0	0	1	0	0	0	0	0	0	0	0	0	0	1
09:45	0	0	0	0	2	1	0	0	0	0	0	0	0	0	0	3
10:00	0	0	0	0	0	0	0	0	0	0	0	0	0	0	0	0
10:15	0	0	2	0	0	0	0	0	0	0	0	0	0	0	0	2
10:30	0	1	0	1	0	0	0	0	0	0	0	0	0	0	0	2
10:45	0	1	0	0	0	0	0	0	0	0	0	0	0	0	0	1
11:00	0	2	2	1	0	0	0	0	0	0	0	0	0	0	0	5
11:15	0	0	0	0	1	1	0	0	0	0	0	0	0	0	0	2
11:30	0	0	0	0	1	0	0	0	0	0	0	0	0	0	0	1
11:45	1	0	0	0	0	0	0	0	0	0	0	0	0	0	0	1
Total	1	0	0	1	2	1	0	0	0	0	0	0	0	0	0	5
Total	3	3	6	5	10	8	2	3	4	0	1	0	0	0	0	45

Traffic Survey Specialists, Inc.

624 Gardenia Terrace, Delray Beach, Florida 33444

Phone (561) 272-3255 Fax (561) 272-4381

West Park, Florida
Broward
Ronald Road SE of Sutton Road

050210T
Site Code: 00000050210
Station ID: 000058410116
Date Start: 03-May-11
Date End: 04-May-11

Westbound

Start Time	010	1115	1620	2125	2628	2931	3234	3537	3840	4143	4446	4749	5052	5355	56147	Total
12 PM	2	0	0	0	0	1	0	0	0	0	0	0	0	0	0	3
12:15	0	0	0	0	1	0	0	0	0	0	0	0	0	0	0	1
12:30	0	0	0	0	0	0	0	0	0	0	0	0	0	0	0	0
12:45	0	0	0	1	0	0	1	0	0	0	0	0	0	0	0	2
13:00	2	0	0	1	1	1	1	0	0	0	0	0	0	0	0	6
13:15	0	0	0	2	0	0	0	0	0	0	0	0	0	0	0	2
13:30	0	1	1	0	0	2	0	0	0	0	0	0	0	0	0	4
13:45	0	0	0	0	1	0	0	0	0	0	0	0	0	0	0	1
14:00	0	0	0	1	0	1	0	0	0	0	0	0	0	0	0	2
14:15	0	1	1	3	1	3	0	0	0	0	0	0	0	0	0	9
14:30	0	0	0	1	2	0	0	0	0	0	0	0	0	0	0	3
14:45	0	0	0	3	0	0	0	1	0	0	0	0	0	0	0	4
15:00	1	0	0	2	1	1	1	0	0	0	0	0	0	0	0	6
15:15	0	0	0	0	0	0	0	0	0	0	0	0	0	0	0	0
15:30	1	0	0	6	3	1	1	1	0	0	0	0	0	0	0	13
15:45	1	0	1	0	1	0	0	1	0	0	0	0	0	0	0	4
16:00	0	0	0	0	0	1	0	0	0	0	0	0	0	0	0	1
16:15	0	0	0	1	1	1	0	0	0	0	0	0	0	0	0	3
16:30	0	0	0	1	0	1	1	0	0	0	0	0	0	0	0	3
16:45	0	0	0	1	0	1	1	0	0	0	0	0	0	0	0	3
17:00	1	0	1	2	2	3	1	1	0	0	0	0	0	0	0	11
17:15	0	0	0	1	2	1	0	0	0	0	0	0	0	0	0	4
17:30	0	0	1	1	1	1	0	1	0	1	0	0	0	0	0	6
17:45	0	0	0	1	1	1	0	1	0	1	0	0	0	0	0	4
18:00	0	1	3	3	1	7	2	2	0	1	1	0	0	0	0	21
18:15	0	0	0	0	0	0	1	1	0	0	0	0	0	0	0	2
18:30	0	1	0	1	1	0	0	1	0	1	0	0	0	0	0	5
18:45	0	0	1	1	1	2	0	0	0	0	0	0	0	0	0	5
19:00	0	0	0	0	0	0	0	0	0	0	0	0	0	0	0	0
19:15	0	1	1	2	2	2	1	2	0	1	0	0	0	0	0	12
19:30	0	0	0	1	0	1	0	0	0	0	0	0	0	0	0	4
19:45	0	0	1	1	0	3	0	0	0	0	0	0	0	0	0	3
20:00	0	0	2	1	0	1	0	0	1	0	0	0	0	0	0	5
20:15	0	0	3	3	2	3	1	0	1	0	0	0	0	0	0	13
20:30	0	0	1	1	0	2	0	1	0	0	0	0	0	0	0	5
20:45	0	0	0	1	1	1	0	0	0	0	0	0	0	0	0	3
21:00	0	0	0	1	2	0	0	0	0	0	0	0	0	0	0	3
21:15	0	0	2	5	4	3	0	1	0	0	0	0	0	0	0	15
21:30	0	0	0	0	0	0	0	0	0	0	0	0	0	0	0	0
21:45	0	0	0	0	0	0	0	0	0	0	0	0	0	0	0	0
22:00	1	0	1	1	2	1	1	0	0	0	0	0	0	0	0	7
22:15	0	0	0	0	1	2	0	0	0	0	0	0	0	0	0	3
22:30	0	0	0	0	0	0	0	0	0	0	0	0	0	0	0	0
22:45	0	1	0	0	1	0	0	0	0	0	0	0	0	0	0	2
23:00	0	0	0	0	0	0	0	0	0	0	0	0	0	0	0	0
23:15	0	0	0	1	0	0	0	0	0	0	0	0	0	0	0	1
23:30	0	0	0	0	1	0	0	1	0	0	0	0	0	0	0	2
23:45	0	1	0	1	0	0	0	0	0	0	0	0	0	0	0	2
Total	0	0	0	0	0	0	0	0	0	0	0	0	0	0	0	0
Total	0	1	0	2	1	0	0	1	0	0	0	0	0	0	0	5
Total	5	5	13	30	28	29	9	9	1	3	1	0	0	0	0	133
Total	8	8	19	35	38	37	11	12	5	3	2	0	0	0	0	178

Stats
15th Percentile : 18 MPH
50th Percentile : 27 MPH
85th Percentile : 33 MPH
95th Percentile : 38 MPH

Mean Speed(Average) : 26 MPH
10 MPH Pace Speed : 22-31 MPH
Number in Pace : 103
Percent in Pace : 57.9%
Number of Vehicles > 31 MPH : 33
Percent of Vehicles > 31 MPH : 18.5%

Traffic Survey Specialists, Inc.

624 Gardenia Terrace, Delray Beach, Florida 33444

Phone (561) 272-3255 Fax (561) 272-4381

West Park, Florida
Broward
Ronald Road SE of Sutton Road

050210T
Site Code: 00000050210
Station ID: 000058410116
Date Start: 03-May-11
Date End: 04-May-11

Eastbound, Westbound

Start Time	010	1115	1620	2125	2628	2931	3234	3537	3840	4143	4446	4749	5052	5355	56147	Total
5/3/11	0	1	0	1	1	0	0	1	0	0	0	0	0	0	0	4
00:15	1	0	0	0	1	1	0	1	0	0	0	0	0	0	0	4
00:30	0	0	0	0	0	0	0	0	0	0	0	0	0	0	0	0
00:45	0	0	0	0	0	0	0	0	0	0	0	0	0	0	0	0
01:00	1	1	0	1	2	1	0	2	0	0	0	0	0	0	0	8
01:15	0	0	0	0	0	0	0	0	1	0	0	0	0	0	0	1
01:30	0	0	1	0	0	0	0	0	0	0	0	0	0	0	0	1
01:45	0	0	0	0	0	0	0	0	0	0	0	0	0	0	0	0
02:00	0	0	1	0	0	0	0	0	1	0	0	0	0	0	0	2
02:15	0	0	0	0	0	0	0	0	0	0	0	0	0	0	0	0
02:30	0	0	0	0	0	0	0	0	0	0	0	0	0	0	0	0
02:45	0	0	0	0	0	0	0	0	0	0	0	0	0	0	0	0
03:00	0	0	0	0	1	0	0	0	0	0	0	0	0	0	0	1
03:15	0	0	0	0	0	0	0	0	0	0	0	0	0	0	0	0
03:30	0	0	0	0	1	0	0	0	0	0	0	0	0	0	0	1
03:45	0	0	0	0	0	0	0	0	0	0	0	0	0	0	0	0
04:00	0	0	0	0	1	0	0	0	0	0	0	0	0	0	0	1
04:15	0	0	0	0	0	0	0	0	0	0	0	0	0	0	0	0
04:30	0	0	0	1	0	1	0	0	0	0	0	0	0	0	0	2
04:45	0	0	0	0	0	0	0	0	0	0	0	0	0	0	0	0
05:00	0	0	0	1	0	1	0	0	0	0	0	0	0	0	0	2
05:15	0	0	0	0	0	0	0	0	0	0	0	0	0	0	0	0
05:30	0	0	0	0	0	0	0	0	0	0	0	0	0	0	0	0
05:45	0	0	0	0	0	1	0	0	0	0	0	0	0	0	0	1
06:00	0	0	0	0	0	1	0	0	0	0	0	0	0	0	0	1
06:15	0	0	0	0	1	0	0	0	0	0	0	0	0	0	0	1
06:30	0	0	0	0	0	2	0	0	0	0	0	0	0	0	0	2
06:45	0	0	0	0	2	3	0	0	1	0	0	0	0	0	0	6
07:00	0	0	0	3	0	1	0	0	0	0	0	0	0	0	0	4
07:15	0	0	0	3	3	6	0	0	1	0	0	0	0	0	0	13
07:30	0	0	0	0	1	0	1	0	0	0	1	0	0	0	0	3
07:45	0	0	1	2	2	0	0	2	0	0	0	0	0	0	0	7
08:00	0	0	3	2	2	0	0	1	1	0	0	0	0	0	0	9
08:15	1	0	1	1	1	0	0	0	1	0	0	0	0	0	0	5
08:30	1	0	5	5	6	0	1	3	1	1	1	1	0	0	0	24
08:45	0	0	0	1	2	1	2	1	0	1	0	0	0	0	0	8
09:00	0	0	1	0	0	2	0	0	0	0	0	0	0	0	0	3
09:15	0	0	1	0	0	1	2	0	1	0	0	0	0	0	0	5
09:30	0	1	0	1	0	1	0	0	0	0	0	0	0	0	0	4
09:45	0	1	2	2	2	5	4	1	2	1	0	0	0	0	0	20
10:00	0	0	0	0	1	0	1	1	0	0	0	0	0	0	0	3
10:15	0	0	1	0	2	0	0	0	0	0	0	0	0	0	0	3
10:30	1	1	0	1	1	0	1	0	0	0	0	0	0	0	0	5
10:45	0	1	0	0	0	0	0	0	0	0	0	0	0	0	0	1
11:00	1	2	2	2	1	0	2	0	0	0	0	0	0	0	0	10
11:15	0	0	1	0	1	1	0	0	1	0	0	0	0	0	0	4
11:30	0	0	0	1	0	1	0	0	0	0	0	0	0	0	0	2
11:45	0	0	1	0	1	0	0	0	0	0	0	0	0	0	0	2
Total	2	1	0	0	1	0	0	0	0	0	0	0	0	0	0	4
Total	2	1	2	1	3	2	0	0	1	0	0	0	0	0	0	12
Total	5	5	13	15	24	17	8	7	6	2	1	0	0	0	0	103

Traffic Survey Specialists, Inc.

624 Gardenia Terrace, Delray Beach, Florida 33444

Phone (561) 272-3255 Fax (561) 272-4381

West Park, Florida
Broward
Ronald Road SE of Sutton Road

050210T
Site Code: 000000050210
Station ID: 000058410116
Date Start: 03-May-11
Date End: 04-May-11

Eastbound, Westbound

Start Time	0 10	11 15	16 20	21 25	26 28	29 31	32 34	35 37	38 40	41 43	44 46	47 49	50 52	53 55	56 147	Total
12 PM	2	0	0	0	0	1	1	0	0	0	0	0	0	0	0	4
12:15	0	0	0	0	1	0	0	0	0	0	0	0	0	0	0	1
12:30	0	0	0	1	0	0	1	0	0	0	0	0	0	0	0	2
12:45	0	0	0	1	0	0	1	0	0	0	0	0	0	0	0	2
13:00	2	0	0	2	1	1	3	0	0	0	0	0	0	0	0	9
13:15	0	0	0	2	1	1	0	0	0	0	0	0	0	0	0	4
13:30	0	1	1	1	0	3	1	0	0	0	0	0	0	0	0	7
13:30	0	0	1	0	1	0	0	0	0	0	0	0	0	0	0	2
13:45	0	0	0	2	0	3	0	0	0	0	0	0	0	0	0	5
14:00	0	1	2	5	2	7	1	0	0	0	0	0	0	0	0	18
14:15	0	0	1	1	2	2	0	1	0	0	0	0	0	0	0	7
14:30	0	0	1	3	1	1	0	1	0	0	0	0	0	0	0	7
14:30	1	0	1	2	1	1	2	0	0	0	0	0	0	0	0	8
14:45	0	0	0	1	0	0	0	0	0	0	0	0	0	0	0	1
15:00	1	0	3	7	4	4	2	2	0	0	0	0	0	0	0	23
15:15	1	0	1	1	2	0	1	4	0	0	0	0	0	0	0	10
15:15	2	0	0	0	0	1	0	1	0	0	0	0	0	0	0	4
15:30	0	0	0	1	1	1	0	0	0	0	0	0	0	0	0	3
15:45	0	0	0	1	0	1	2	0	0	0	0	0	0	0	0	4
16:00	3	0	1	3	3	3	3	5	0	0	0	0	0	0	0	21
16:15	0	0	1	1	2	1	0	0	0	0	0	0	0	0	0	5
16:30	0	0	1	0	1	1	0	0	0	0	0	0	0	0	0	3
16:45	0	0	0	2	3	2	1	0	0	0	0	0	0	0	0	8
17:00	0	0	3	5	8	5	1	1	1	1	1	0	0	0	0	26
17:00	1	1	0	3	2	2	2	1	1	0	1	0	0	0	0	14
17:15	0	1	1	1	0	4	0	1	0	1	1	0	0	0	0	10
17:30	0	0	2	2	1	2	2	0	0	0	0	0	0	0	0	9
17:45	0	0	1	1	1	1	0	2	1	0	0	0	0	0	0	7
18:00	1	2	4	7	4	9	4	4	2	1	2	0	0	0	0	40
18:15	0	0	0	1	0	0	1	1	0	0	0	0	0	0	0	3
18:30	0	1	2	2	2	3	2	1	0	1	0	0	0	0	0	14
18:30	0	0	1	3	2	2	2	1	0	0	0	0	0	0	0	11
18:45	0	0	1	0	0	0	0	0	0	0	0	0	0	0	0	1
19:00	0	1	4	6	4	5	5	3	0	1	0	0	0	0	0	29
19:15	0	0	0	2	5	1	0	0	0	0	0	0	0	0	0	8
19:15	0	0	2	1	0	2	0	0	0	0	0	0	0	0	0	5
19:30	0	0	2	2	2	1	0	0	1	0	0	0	0	0	0	8
19:45	0	0	0	0	1	1	2	1	0	0	0	0	0	0	0	5
20:00	0	0	4	5	8	5	2	1	1	0	0	0	0	0	0	26
20:00	0	1	1	2	2	2	0	1	1	0	0	0	0	0	0	10
20:15	0	0	0	1	1	1	0	0	0	0	0	0	0	0	0	3
20:30	0	0	0	1	2	0	0	0	0	0	0	0	0	0	0	3
20:45	0	0	1	3	1	0	0	0	0	0	0	0	0	0	0	5
21:00	0	1	2	7	6	3	0	1	1	0	0	0	0	0	0	21
21:00	0	0	0	1	1	0	1	1	0	0	0	0	0	0	0	4
21:15	0	0	0	1	1	0	1	1	0	0	0	0	0	0	0	4
21:30	1	0	1	2	0	0	0	0	0	0	0	0	0	0	0	4
21:45	0	1	1	0	1	1	0	0	0	0	0	0	0	0	0	4
22:00	1	1	2	4	3	1	2	2	0	0	0	0	0	0	0	16
22:00	1	0	0	0	1	3	0	0	0	0	0	0	0	0	0	5
22:15	0	0	0	0	0	0	0	0	0	0	0	0	0	0	0	0
22:30	0	1	0	0	1	0	0	0	0	0	0	0	0	0	0	2
22:45	0	0	0	0	0	0	0	0	0	0	0	0	0	0	0	0
23:00	1	1	0	0	2	3	0	0	0	0	0	0	0	0	0	7
23:00	0	0	0	1	1	0	0	0	0	0	0	0	0	0	0	2
23:15	0	0	0	1	2	0	0	1	0	0	0	0	0	0	0	4
23:30	0	1	0	1	0	0	0	0	0	0	0	0	0	0	0	2
23:45	0	0	0	0	0	0	0	0	0	0	0	0	0	0	0	0
Total	9	8	25	54	48	46	23	20	5	3	3	0	0	0	0	244
Total Stats	14	13	38	69	72	63	31	27	11	5	4	0	0	0	0	347

15th Percentile : 19 MPH
50th Percentile : 27 MPH
85th Percentile : 34 MPH
95th Percentile : 38 MPH

Mean Speed(Average) : 26 MPH
10 MPH Pace Speed : 22-31 MPH
Number in Pace : 191
Percent in Pace : 55.0%
Number of Vehicles > 31 MPH : 78
Percent of Vehicles > 31 MPH : 22.5%

West Park, Florida
 Broward
 Virginia Road SE of SW 59 Terrace

Traffic Survey Specialists, Inc.
 624 Gardenia Terrace, Delray Beach, Florida 33444
 Phone (561) 272-3255 Fax (561) 272-4381

050212T
 Site Code: 00000050212
 Station ID: 000058410136
 Date Start: 03-May-11
 Date End: 04-May-11

Eastbound

Start Time	010	1115	1620	2125	2628	2931	3234	3537	3840	4143	4446	4749	5052	5355	56147	Total
12 PM	0	0	0	0	0	1	0	0	0	0	0	0	0	0	0	1
12:15	0	0	0	0	0	0	0	0	0	0	0	0	0	0	0	0
12:30	0	0	0	1	0	0	0	0	0	0	0	0	0	0	0	1
12:45	0	0	0	0	0	0	0	1	0	0	0	0	0	0	0	1
13:00	0	0	0	1	0	1	0	1	0	0	0	0	0	0	0	3
13:15	1	0	0	0	0	0	0	0	0	0	0	0	0	0	0	1
13:30	0	0	1	0	0	0	0	0	0	0	0	0	0	0	0	1
13:45	0	1	0	0	0	0	0	0	0	0	0	0	0	0	0	1
14:00	0	0	0	3	0	0	0	0	0	0	0	0	0	0	0	3
14:15	1	1	1	3	0	0	0	0	0	0	0	0	0	0	0	6
14:30	0	1	0	0	0	0	0	0	0	0	0	0	0	0	0	1
14:45	0	0	1	2	0	0	0	0	0	0	0	0	0	0	0	3
15:00	0	2	1	4	0	0	0	0	0	0	0	0	0	0	0	7
15:15	0	0	0	0	0	0	0	0	0	0	0	0	0	0	0	0
15:30	0	0	1	1	0	1	0	0	0	0	0	0	0	0	0	3
15:45	0	0	0	0	0	0	0	0	0	0	0	0	0	0	0	0
16:00	1	0	0	1	0	0	0	0	0	0	0	0	0	0	0	2
16:15	0	0	1	2	0	1	0	0	0	0	0	0	0	0	0	5
16:30	0	0	0	0	0	0	0	0	0	0	0	0	0	0	0	0
16:45	0	0	0	0	1	0	0	0	0	0	0	0	0	0	0	1
17:00	0	1	0	2	1	0	0	0	0	0	0	0	0	0	0	4
17:15	1	0	1	0	0	0	0	0	0	0	0	0	0	0	0	2
17:30	0	0	0	0	0	0	0	0	0	0	0	0	0	0	0	0
17:45	0	0	0	1	0	0	2	0	0	0	0	0	0	0	0	3
18:00	0	0	1	1	0	0	2	0	0	0	0	0	0	0	0	5
18:15	0	0	0	0	0	0	0	0	0	0	0	0	0	0	0	0
18:30	0	0	0	0	0	0	0	0	1	0	0	0	0	0	0	1
18:45	1	0	0	0	0	0	0	0	0	0	0	0	0	0	0	1
19:00	1	0	0	0	0	0	0	0	1	0	0	0	0	0	0	2
19:15	0	0	0	0	0	0	0	0	0	0	0	0	0	0	0	0
19:30	0	0	2	0	0	0	0	0	0	0	0	0	0	0	0	2
19:45	0	0	0	0	0	0	0	0	0	0	0	0	0	0	0	0
20:00	0	0	2	2	0	0	0	0	0	0	0	0	0	0	0	4
20:15	0	1	1	1	0	0	0	0	0	0	0	0	0	0	0	3
20:30	0	0	0	1	0	0	0	0	0	0	0	0	0	0	0	1
20:45	0	0	1	0	0	0	0	0	0	0	0	0	0	0	0	1
21:00	0	1	3	2	0	0	0	0	0	0	0	0	0	0	0	6
21:15	0	0	0	1	0	0	0	0	0	0	0	0	0	0	0	1
21:30	0	0	0	0	0	0	0	0	0	0	0	0	0	0	0	0
21:45	0	0	0	0	1	0	0	0	0	0	0	0	0	0	0	1
22:00	0	1	0	1	1	0	0	0	0	0	0	0	0	0	0	3
22:15	0	0	0	0	0	0	0	0	0	0	0	0	0	0	0	0
22:30	0	0	0	0	0	0	0	0	0	0	0	0	0	0	0	0
22:45	0	0	0	0	0	0	0	0	0	0	0	0	0	0	0	0
23:00	0	0	0	0	0	0	0	0	0	0	0	0	0	0	0	0
23:15	0	0	1	0	0	0	0	0	0	0	0	0	0	0	0	1
23:30	0	0	0	0	0	0	0	0	0	0	0	0	0	0	0	0
23:45	0	0	0	0	0	0	0	0	0	0	0	0	0	0	0	0
Total	4	6	10	18	2	2	2	1	1	0	0	0	0	0	0	46
Total Stats	9	7	16	29	5	4	3	1	1	0	0	0	0	0	0	75

15th Percentile : 12 MPH
 50th Percentile : 21 MPH
 85th Percentile : 27 MPH
 95th Percentile : 32 MPH

Mean Speed(Average) : 20 MPH
 10 MPH Pace Speed : 16-25 MPH
 Number in Pace : 45
 Percent in Pace : 60.0%
 Number of Vehicles > 31 MPH : 5
 Percent of Vehicles > 31 MPH : 6.7%

Traffic Survey Specialists, Inc.

624 Gardenia Terrace, Delray Beach, Florida 33444

Phone (561) 272-3255 Fax (561) 272-4381

West Park, Florida
Broward
Virginia Road SE of SW 59 Terrace

050212T
Site Code: 00000050212
Station ID: 000058410136
Date Start: 03-May-11
Date End: 04-May-11

Westbound

Start Time	010	1115	1620	2125	2628	2931	3234	3537	3840	4143	4446	4749	5052	5355	56147	Total
5/3/11	0	0	0	0	0	0	0	0	0	0	0	0	0	0	0	0
00:15	0	0	0	0	0	0	0	0	0	0	0	0	0	0	0	0
00:30	0	0	0	0	0	0	0	0	0	0	0	0	0	0	0	0
00:45	0	0	0	1	0	0	0	0	0	0	0	0	0	0	0	1
01:00	0	0	0	1	0	0	0	0	0	0	0	0	0	0	0	1
01:15	1	0	0	0	0	0	0	0	0	0	0	0	0	0	0	1
01:30	0	0	0	1	0	0	0	0	0	0	0	0	0	0	0	1
01:45	0	1	0	0	0	0	0	0	0	0	0	0	0	0	0	2
02:00	0	0	0	0	0	0	0	0	0	0	0	0	0	0	0	0
02:15	1	1	0	2	0	0	0	0	0	0	0	0	0	0	0	4
02:30	0	0	0	0	0	0	0	0	0	0	0	0	0	0	0	0
02:45	0	0	0	0	0	0	0	0	0	0	0	0	0	0	0	0
03:00	0	0	0	0	0	0	0	0	0	0	0	0	0	0	0	0
03:15	0	0	0	0	0	0	0	0	0	0	0	0	0	0	0	0
03:30	0	0	0	0	0	0	0	0	0	0	0	0	0	0	0	0
03:45	0	0	0	0	0	0	0	0	0	0	0	0	0	0	0	0
04:00	0	0	0	0	0	0	0	0	0	0	0	0	0	0	0	0
04:15	0	0	0	0	0	0	0	0	0	0	0	0	0	0	0	0
04:30	0	0	0	0	0	0	0	0	0	0	0	0	0	0	0	0
04:45	0	0	0	0	0	0	0	0	0	0	0	0	0	0	0	0
05:00	0	0	0	0	0	0	0	0	0	0	0	0	0	0	0	0
05:15	0	0	0	0	0	0	0	0	0	0	0	0	0	0	0	0
05:30	0	0	0	0	0	0	0	0	0	0	0	0	0	0	0	0
05:45	0	0	0	0	0	0	0	0	0	0	0	0	0	0	0	0
06:00	0	0	0	0	0	0	0	0	0	0	0	0	0	0	0	0
06:15	0	0	0	0	0	0	0	0	0	0	0	0	0	0	0	0
06:30	0	0	0	0	0	1	0	0	0	0	0	0	0	0	0	1
06:45	0	0	0	0	0	0	0	0	0	0	0	0	0	0	0	0
07:00	0	0	0	0	0	1	0	0	0	1	0	0	0	0	0	2
07:15	0	2	0	1	0	0	0	1	0	0	0	0	0	0	0	4
07:30	1	1	1	1	0	0	2	0	0	0	0	0	0	0	0	6
07:45	0	0	0	1	0	0	1	0	0	0	0	0	0	0	0	2
08:00	0	0	2	2	1	0	0	0	0	0	0	0	0	0	0	5
08:15	1	3	3	5	1	0	3	1	0	0	0	0	0	0	0	17
08:30	0	1	0	0	0	0	0	0	0	0	0	0	0	0	0	1
08:45	0	0	0	1	0	0	0	0	0	0	0	0	0	0	0	1
09:00	0	1	2	0	0	0	0	0	0	0	0	0	0	0	0	3
09:15	0	2	2	2	0	0	0	0	0	0	0	0	0	0	0	6
09:30	0	0	0	0	0	0	0	0	0	0	0	0	0	0	0	0
09:45	0	0	0	0	0	0	0	0	0	0	0	0	0	0	0	0
10:00	0	0	1	0	0	1	1	0	0	0	0	0	0	0	0	3
10:15	1	0	0	1	0	0	0	0	0	0	0	0	0	0	0	2
10:30	0	0	0	0	0	0	0	0	0	0	0	0	0	0	0	0
10:45	0	0	0	1	1	0	1	1	0	0	0	0	0	0	0	4
11:00	0	0	0	1	1	0	1	1	0	0	0	0	0	0	0	4
11:15	0	0	1	1	0	0	0	0	0	0	0	0	0	0	0	2
11:30	0	0	0	0	0	0	0	0	0	0	0	0	0	0	0	0
11:45	0	2	0	0	0	0	1	0	1	0	0	0	0	0	0	4
Total	0	0	0	0	0	0	0	0	0	0	0	0	0	0	0	0
Total	0	2	1	1	0	0	1	0	1	0	0	0	0	0	0	6
Total	3	8	7	13	2	2	6	2	1	1	0	0	0	0	0	45

Traffic Survey Specialists, Inc.

624 Gardenia Terrace, Delray Beach, Florida 33444

Phone (561) 272-3255 Fax (561) 272-4381

West Park, Florida
Broward
Virginia Road SE of SW 59 Terrace

050212T
Site Code: 00000050212
Station ID: 000058410136
Date Start: 03-May-11
Date End: 04-May-11

Westbound

Start Time	010	1115	1620	2125	2628	2931	3234	3537	3840	4143	4446	4749	5052	5355	56147	Total
12 PM	0	0	0	1	0	0	0	0	0	0	0	0	0	0	0	1
12:15	0	0	0	1	0	0	0	0	0	0	0	0	0	0	0	1
12:30	0	0	0	0	0	0	0	0	0	0	0	0	0	0	0	0
12:45	0	1	0	2	0	0	0	0	0	0	0	0	0	0	0	3
13:00	0	1	0	4	0	0	0	0	0	0	0	0	0	0	0	5
13:15	0	0	1	0	0	0	0	1	0	0	0	0	0	0	0	2
13:30	0	0	0	1	0	0	0	0	0	0	0	0	0	0	0	1
13:45	0	0	0	0	0	0	0	0	0	0	0	0	0	0	0	0
14:00	0	1	0	1	0	0	0	0	0	0	0	0	0	0	0	2
14:15	0	1	1	2	0	0	0	1	0	0	0	0	0	0	0	5
14:30	0	0	0	0	0	0	0	0	0	0	0	0	0	0	0	0
14:45	0	1	0	2	0	0	1	1	0	0	0	0	0	0	0	5
15:00	0	1	1	4	0	0	2	1	0	0	0	0	0	0	0	9
15:15	0	0	0	0	1	0	0	0	0	0	0	0	0	0	0	1
15:30	0	1	0	0	0	0	0	0	0	0	0	0	0	0	0	1
15:45	0	0	0	1	0	0	0	0	0	0	0	0	0	0	0	1
16:00	0	0	0	0	1	0	1	0	0	0	0	0	0	0	0	2
16:15	0	1	0	1	2	0	1	0	0	0	0	0	0	0	0	5
16:30	0	0	0	0	0	0	0	0	0	0	0	0	0	0	0	0
16:45	0	0	0	2	0	0	0	0	0	0	0	0	0	0	0	2
17:00	0	0	0	3	0	1	0	0	0	0	0	0	0	0	0	4
17:15	0	0	0	1	0	0	0	0	0	0	0	0	0	0	0	1
17:30	0	2	0	0	0	0	0	0	1	0	0	0	0	0	0	3
17:45	0	0	0	0	1	0	1	0	0	0	0	0	0	0	0	2
18:00	0	0	0	2	1	0	0	0	0	0	0	0	0	0	0	3
18:15	0	2	0	3	2	0	1	0	1	0	0	0	0	0	0	9
18:30	1	0	0	0	1	0	0	0	0	0	0	0	0	0	0	2
18:45	0	0	0	1	0	0	0	0	0	0	0	0	0	0	0	2
19:00	0	0	0	0	0	0	2	0	0	0	0	0	0	0	0	2
19:15	1	0	1	1	0	0	0	0	0	0	0	0	0	0	0	3
19:30	0	0	0	1	0	0	0	0	0	0	0	0	0	0	0	1
19:45	0	0	0	2	0	0	0	0	0	0	0	0	0	0	0	2
20:00	1	0	0	2	0	0	1	0	0	0	0	0	0	0	0	4
20:15	0	0	0	6	1	0	2	0	0	0	0	0	0	0	0	10
20:30	0	0	0	1	0	0	0	0	0	0	0	0	0	0	0	1
20:45	3	0	0	2	0	0	0	0	0	0	0	0	0	0	0	5
21:00	0	1	1	1	0	0	0	0	0	0	0	0	0	0	0	3
21:15	0	0	1	0	0	0	0	0	0	0	0	0	0	0	0	1
21:30	3	1	2	4	0	0	0	0	0	0	0	0	0	0	0	10
21:45	0	0	0	0	0	0	0	0	0	0	0	0	0	0	0	0
22:00	2	0	0	1	0	1	0	0	0	0	0	0	0	0	0	4
22:15	0	0	0	0	0	0	0	0	0	0	0	0	0	0	0	0
22:30	0	0	0	1	0	0	0	0	0	0	0	0	0	0	0	1
22:45	0	0	1	0	0	0	0	0	0	0	0	0	0	0	0	1
23:00	0	0	1	2	1	1	1	1	0	0	0	0	0	0	0	7
23:15	0	0	0	0	0	0	0	0	0	0	0	0	0	0	0	0
23:30	0	0	0	0	0	0	0	0	0	0	0	0	0	0	0	0
23:45	0	1	0	0	1	0	0	0	0	0	0	0	0	0	0	1
Total	0	1	0	0	1	0	0	0	0	0	0	0	0	0	0	2
Total	8	9	7	32	8	3	9	3	1	0	0	0	0	0	0	80
Total	11	17	14	45	10	5	15	5	2	1	0	0	0	0	0	125

Stats
 15th Percentile : 12 MPH
 50th Percentile : 23 MPH
 85th Percentile : 32 MPH
 95th Percentile : 35 MPH

 Mean Speed(Average) : 22 MPH
 10 MPH Pace Speed : 17-26 MPH
 Number in Pace : 61
 Percent in Pace : 48.8%
 Number of Vehicles > 31 MPH : 23
 Percent of Vehicles > 31 MPH : 18.4%

Traffic Survey Specialists, Inc.

West Park, Florida
Broward
Virginia Road SE of SW 59 Terrace

624 Gardenia Terrace, Delray Beach, Florida 33444
Phone (561) 272-3255 Fax (561) 272-4381

050212T
Site Code: 00000050212
Station ID: 000058410136
Date Start: 03-May-11
Date End: 04-May-11

Eastbound, Westbound

Start Time	0 10	11 15	16 20	21 25	26 28	29 31	32 34	35 37	38 40	41 43	44 46	47 49	50 52	53 55	56 147	Total
5/3/11	0	0	0	0	0	0	0	0	0	0	0	0	0	0	0	0
00:15	0	0	0	0	0	0	0	0	0	0	0	0	0	0	0	0
00:30	1	0	0	1	0	0	0	0	0	0	0	0	0	0	0	2
00:45	0	0	1	1	0	0	0	0	0	0	0	0	0	0	0	2
01:00	1	0	1	2	0	0	0	0	0	0	0	0	0	0	0	4
01:15	1	0	0	0	0	0	0	0	0	0	0	0	0	0	0	1
01:30	0	0	0	1	0	0	0	0	0	0	0	0	0	0	0	1
01:45	1	1	0	3	0	0	0	0	0	0	0	0	0	0	0	5
02:00	0	0	0	0	0	0	0	0	0	0	0	0	0	0	0	0
02:15	2	1	0	4	0	0	0	0	0	0	0	0	0	0	0	7
02:30	0	0	0	0	0	0	0	0	0	0	0	0	0	0	0	0
02:45	0	0	0	0	0	0	0	0	0	0	0	0	0	0	0	0
03:00	0	0	0	0	0	0	0	0	0	0	0	0	0	0	0	0
03:15	0	0	0	0	1	0	0	0	0	0	0	0	0	0	0	1
03:30	0	0	0	0	0	0	0	0	0	0	0	0	0	0	0	0
03:45	0	0	0	0	0	0	0	0	0	0	0	0	0	0	0	0
04:00	0	0	0	0	1	0	0	0	0	0	0	0	0	0	0	1
04:15	0	0	0	0	0	0	0	0	0	0	0	0	0	0	0	0
04:30	0	0	0	0	0	0	0	0	0	0	0	0	0	0	0	0
04:45	0	0	0	0	0	0	0	0	0	0	0	0	0	0	0	0
05:00	0	0	1	0	0	0	0	0	0	0	0	0	0	0	0	1
05:15	0	0	0	0	0	0	0	0	0	0	0	0	0	0	0	0
05:30	0	0	0	0	0	0	0	0	0	0	0	0	0	0	0	0
05:45	1	0	0	0	0	0	0	0	0	0	0	0	0	0	0	1
06:00	1	0	1	0	0	0	0	0	0	0	0	0	0	0	0	2
06:15	0	0	0	0	0	0	0	0	0	0	0	0	0	0	0	0
06:30	0	0	0	0	0	1	0	0	0	0	0	0	0	0	0	1
06:45	0	0	0	0	0	0	0	0	0	0	0	0	0	0	0	0
07:00	0	0	0	0	0	2	0	0	0	1	0	0	0	0	0	3
07:15	0	2	0	1	0	0	0	1	0	0	0	0	0	0	0	4
07:30	2	1	1	2	0	0	2	0	0	0	0	0	0	0	0	8
07:45	0	0	2	1	0	0	1	0	0	0	0	0	0	0	0	4
08:00	0	0	3	2	1	0	1	0	0	0	0	0	0	0	0	7
08:15	2	3	6	6	1	0	4	1	0	0	0	0	0	0	0	23
08:30	0	1	0	0	0	0	0	0	0	0	0	0	0	0	0	1
08:45	0	1	0	2	0	0	0	0	0	0	0	0	0	0	0	3
09:00	0	0	0	2	0	0	0	0	0	0	0	0	0	0	0	3
09:15	0	3	2	4	0	0	0	0	0	0	0	0	0	0	0	9
09:30	0	0	0	0	1	0	0	0	0	0	0	0	0	0	0	1
09:45	0	0	0	0	0	0	0	0	0	0	0	0	0	0	0	0
10:00	0	0	1	2	1	0	1	0	0	0	0	0	0	0	0	3
10:15	2	0	0	2	0	0	0	0	0	0	0	0	0	0	0	4
10:30	0	0	0	0	0	0	0	0	0	0	0	0	0	0	0	0
10:45	0	0	0	2	1	0	0	0	0	0	0	0	0	0	0	3
11:00	0	0	0	1	0	0	0	1	0	0	0	0	0	0	0	2
11:15	0	0	0	3	1	0	1	1	0	0	0	0	0	0	0	6
11:30	0	0	1	2	1	0	0	0	0	0	0	0	0	0	0	4
11:45	0	0	1	1	0	1	0	0	0	0	0	0	0	0	0	3
Total	0	2	0	0	0	0	1	0	0	0	0	0	0	0	0	4
Total	0	2	2	3	1	1	1	0	1	0	0	0	0	0	0	11
Total	8	9	13	24	5	4	7	2	1	1	0	0	0	0	0	74

Traffic Survey Specialists, Inc.

624 Gardenia Terrace, Delray Beach, Florida 33444

Phone (561) 272-3255 Fax (561) 272-4381

West Park, Florida
Broward
Virginia Road SE of SW 59 Terrace

050212T
Site Code: 00000050212
Station ID: 000058410136
Date Start: 03-May-11
Date End: 04-May-11

Eastbound, Westbound

Start Time	010	1115	1620	2125	2628	2931	3234	3537	3840	4143	4446	4749	5052	5355	56147	Total
12 PM	0	0	0	1	0	1	0	0	0	0	0	0	0	0	0	2
12:15	0	0	0	1	0	0	0	0	0	0	0	0	0	0	0	1
12:30	0	0	0	1	0	0	0	0	0	0	0	0	0	0	0	1
12:45	0	1	0	2	0	0	0	1	0	0	0	0	0	0	0	4
13:00	0	1	0	5	0	1	0	1	0	0	0	0	0	0	0	8
13:15	1	0	1	0	0	0	0	1	0	0	0	0	0	0	0	3
13:30	0	0	1	1	0	0	0	0	0	0	0	0	0	0	0	2
13:45	0	1	0	0	0	0	0	0	0	0	0	0	0	0	0	1
14:00	0	1	0	4	0	0	0	0	0	0	0	0	0	0	0	5
14:15	1	2	2	5	0	0	0	1	0	0	0	0	0	0	0	11
14:30	0	1	0	0	0	0	0	0	0	0	0	0	0	0	0	1
14:45	0	1	1	4	0	0	1	1	0	0	0	0	0	0	0	2
15:00	0	3	2	8	0	0	2	1	0	0	0	0	0	0	0	8
15:15	0	0	0	0	1	0	0	0	0	0	0	0	0	0	0	1
15:30	0	1	1	1	0	1	0	0	0	0	0	0	0	0	0	4
15:45	0	0	0	1	0	0	0	0	0	0	0	0	0	0	0	1
16:00	1	0	0	1	1	0	1	0	0	0	0	0	0	0	0	4
16:15	1	1	1	3	2	1	1	0	0	0	0	0	0	0	0	10
16:30	0	0	0	1	0	1	0	0	0	0	0	0	0	0	0	2
16:45	0	1	0	2	0	0	0	0	0	0	0	0	0	0	0	3
17:00	0	0	0	0	0	0	0	0	0	0	0	0	0	0	0	0
17:15	0	1	0	5	1	1	0	0	0	0	0	0	0	0	0	8
17:30	1	0	1	1	0	0	0	0	0	0	0	0	0	0	0	3
17:45	0	2	0	0	0	0	0	0	1	0	0	0	0	0	0	3
18:00	0	0	0	1	1	0	3	0	0	0	0	0	0	0	0	5
18:15	0	0	0	2	1	0	0	0	0	0	0	0	0	0	0	3
18:30	0	0	0	0	0	0	0	0	0	0	0	0	0	0	0	0
18:45	0	0	0	2	1	0	0	0	0	0	0	0	0	0	0	3
19:00	0	1	0	5	1	1	0	0	0	0	0	0	0	0	0	8
19:15	1	0	1	1	0	0	0	0	0	0	0	0	0	0	0	3
19:30	0	2	0	0	0	0	0	0	1	0	0	0	0	0	0	3
19:45	0	0	0	1	1	0	3	0	0	0	0	0	0	0	0	5
20:00	0	0	0	2	1	0	0	0	0	0	0	0	0	0	0	3
20:15	1	2	1	4	2	0	3	0	1	0	0	0	0	0	0	14
20:30	1	0	0	0	1	0	0	0	0	0	0	0	0	0	0	2
20:45	0	0	0	0	0	0	2	0	1	0	0	0	0	0	0	3
21:00	0	0	0	2	0	0	1	0	0	0	0	0	0	0	0	3
21:15	0	0	0	2	1	0	0	0	0	0	0	0	0	0	0	3
21:30	0	0	2	2	0	0	0	0	0	0	0	0	0	0	0	4
21:45	1	0	0	2	0	0	1	0	0	0	0	0	0	0	0	4
22:00	1	0	2	8	1	0	2	0	0	0	0	0	0	0	0	14
22:15	0	1	1	2	0	0	0	0	0	0	0	0	0	0	0	4
22:30	3	0	0	3	0	0	0	0	0	0	0	0	0	0	0	6
22:45	0	1	2	1	0	0	0	0	0	0	0	0	0	0	0	4
23:00	0	0	2	0	0	0	0	0	0	0	0	0	0	0	0	2
23:15	3	2	5	6	0	0	0	0	0	0	0	0	0	0	0	16
23:30	0	0	0	1	0	0	0	0	0	0	0	0	0	0	0	1
23:45	2	0	0	1	0	1	0	0	0	0	0	0	0	0	0	4
24:00	0	0	0	0	1	0	0	0	0	0	0	0	0	0	0	1
24:15	0	0	0	0	1	0	0	0	0	0	0	0	0	0	0	1
24:30	0	0	0	0	0	0	0	0	0	0	0	0	0	0	0	0
24:45	0	0	1	2	1	1	1	1	0	0	0	0	0	0	0	7
25:00	0	0	1	0	0	0	0	0	0	0	0	0	0	0	0	1
25:15	0	0	0	0	0	0	0	0	0	0	0	0	0	0	0	0
25:30	0	0	0	0	1	0	0	0	0	0	0	0	0	0	0	1
25:45	0	1	0	0	0	0	0	0	0	0	0	0	0	0	0	1
Total	0	1	1	0	1	0	0	0	0	0	0	0	0	0	0	3
Total	12	15	17	50	10	5	11	4	2	0	0	0	0	0	0	126
Total	20	24	30	74	15	9	18	6	3	1	0	0	0	0	0	200

Stats
15th Percentile : 13 MPH
50th Percentile : 22 MPH
85th Percentile : 31 MPH
95th Percentile : 34 MPH

Mean Speed(Average) : 22 MPH
10 MPH Pace Speed : 16-25 MPH
Number in Pace : 104
Percent in Pace : 52.0%
Number of Vehicles > 31 MPH : 28
Percent of Vehicles > 31 MPH : 14.0%

Traffic Survey Specialists, Inc.

West Park, Florida
 Broward
 SW 59 Ter bet Thomas Rd & Virginia Rd

624 Gardenia Terrace, Delray Beach, Florida 33444
 Phone (561) 272-3255 Fax (561) 272-4381

050213T
 Site Code: 00000050213
 Station ID: 000210321024
 Date Start: 03-May-11
 Date End: 04-May-11

Northbound

Start Time	0 10	11 15	16 20	21 25	26 28	29 31	32 34	35 37	38 40	41 43	44 46	47 49	50 52	53 55	56 147	Total
5/3/11	0	0	0	0	0	1	0	0	0	0	0	0	0	0	0	1
00:15	0	0	0	1	0	1	0	0	0	0	0	0	0	0	0	2
00:30	0	0	0	0	0	0	0	0	0	0	0	0	0	0	0	0
00:45	0	1	0	0	0	0	0	0	0	0	0	0	0	0	0	1
01:00	0	1	0	1	0	2	0	0	0	0	0	0	0	0	0	4
01:15	0	0	0	1	0	0	0	0	0	0	0	0	0	0	0	1
01:30	0	0	0	0	0	1	0	0	0	0	0	0	0	0	0	1
01:45	0	0	0	0	0	0	0	0	0	0	0	0	0	0	0	0
02:00	0	0	0	1	0	1	0	0	0	0	0	0	0	0	0	2
02:15	0	0	0	0	0	0	0	0	0	0	0	0	0	0	0	0
02:30	0	0	0	0	0	0	0	0	0	0	0	0	0	0	0	0
02:45	0	0	0	0	0	0	0	0	0	0	0	0	0	0	0	0
03:00	0	0	0	0	0	0	0	0	0	0	0	0	0	0	0	0
03:15	0	0	0	0	1	0	0	0	0	0	0	0	0	0	0	1
03:30	0	0	0	0	0	0	0	0	0	0	0	0	0	0	0	0
03:45	0	1	0	0	0	0	0	0	0	0	0	0	0	0	0	1
04:00	0	1	0	0	1	0	0	0	0	0	0	0	0	0	0	2
04:15	0	0	0	0	0	0	0	0	0	0	0	0	0	0	0	0
04:30	0	0	0	1	0	1	0	0	1	0	0	0	0	0	0	3
04:45	0	0	1	0	1	0	0	0	0	0	0	0	0	0	0	0
05:00	0	0	1	1	1	1	0	0	1	0	0	0	0	0	0	5
05:15	0	0	0	0	0	0	0	0	1	0	0	0	0	0	0	1
05:30	0	0	1	1	0	1	0	0	0	0	0	0	0	0	0	3
05:45	0	0	0	1	0	0	0	0	0	0	0	0	0	0	0	1
06:00	0	0	1	2	1	1	0	0	1	0	0	0	0	0	0	6
06:15	0	0	0	0	2	1	0	0	0	0	0	0	0	0	0	3
06:30	0	0	0	1	1	1	0	0	1	0	0	0	0	0	0	4
06:45	0	0	0	0	2	2	1	1	0	0	0	0	0	0	0	6
07:00	0	0	0	2	5	5	1	1	1	0	0	0	0	0	0	15
07:15	0	0	0	0	2	2	0	0	0	1	0	0	0	0	0	5
07:30	0	0	0	1	0	1	0	0	0	0	0	0	0	0	0	2
07:45	0	0	0	1	0	2	0	0	1	0	0	0	0	0	0	4
08:00	0	0	0	0	0	1	0	1	1	0	0	0	0	0	0	3
08:15	0	0	0	2	2	6	0	1	2	1	0	0	0	0	0	14
08:30	0	0	0	2	1	3	2	0	0	0	0	0	0	0	0	8
08:45	0	0	0	2	0	3	2	0	1	0	0	0	0	0	0	8
09:00	0	0	0	0	0	2	0	0	0	0	0	0	0	0	0	2
09:15	0	0	0	1	2	10	5	0	1	1	0	0	0	0	0	25
09:30	0	0	0	2	0	0	0	0	0	0	0	0	0	0	0	2
09:45	0	0	1	1	0	0	0	0	0	0	0	0	0	0	0	2
10:00	0	0	0	0	1	2	0	1	1	0	0	0	0	0	0	5
10:15	0	0	0	3	2	2	0	1	1	0	0	0	0	0	0	10
10:30	0	0	0	0	0	0	0	0	0	0	0	0	0	0	0	2
10:45	0	0	0	1	1	1	2	0	1	0	0	0	0	0	0	6
11:00	0	0	0	0	0	0	0	0	0	0	0	0	0	0	0	6
11:15	0	0	0	0	0	0	0	0	0	0	0	0	0	0	0	6
11:30	0	1	0	3	1	0	0	0	1	1	0	0	0	0	0	6
11:45	0	1	1	1	1	1	0	0	0	0	0	0	0	0	0	5
Total	0	4	4	26	23	31	11	5	9	4	0	0	0	0	0	117

Traffic Survey Specialists, Inc.

West Park, Florida
Broward
SW 59 Ter bet Thomas Rd & Virginia Rd

624 Gardenia Terrace, Delray Beach, Florida 33444
Phone (561) 272-3255 Fax (561) 272-4381

050213T
Site Code: 00000050213
Station ID: 000210321024
Date Start: 03-May-11
Date End: 04-May-11

Northbound

Start Time	0	11	16	21	26	29	32	35	38	41	44	47	50	53	56	Total
	10	15	20	25	28	31	34	37	40	43	46	49	52	55	147	
12 PM	0	0	0	0	1	3	1	0	0	0	0	0	0	0	0	5
12:15	0	0	0	0	0	1	1	0	0	0	0	0	0	0	0	2
12:30	0	0	0	3	0	1	0	0	0	0	0	0	0	0	0	4
12:45	0	0	0	0	0	0	1	1	0	0	0	0	0	0	0	2
13:00	0	0	0	3	1	5	3	1	0	0	0	0	0	0	0	13
13:15	0	1	0	2	0	0	0	0	0	0	0	0	0	0	0	3
13:30	0	0	0	0	0	2	0	0	0	0	0	0	0	0	0	2
13:45	0	0	0	0	0	0	0	0	0	0	0	0	0	0	0	0
14:00	0	0	0	0	0	0	0	1	0	0	0	0	0	0	0	1
14:15	0	1	0	2	0	2	0	1	0	0	0	0	0	0	0	6
14:30	0	0	0	2	0	0	1	0	0	0	0	1	0	0	0	4
14:45	1	0	0	5	0	1	0	0	0	0	0	0	0	0	0	7
15:00	0	0	0	1	1	0	1	0	0	0	0	0	0	0	0	3
15:15	1	0	1	10	2	3	2	0	0	0	0	1	0	0	0	20
15:30	0	0	0	3	2	1	0	0	0	0	0	0	0	0	0	6
15:45	0	0	0	0	0	3	1	0	0	0	0	0	0	0	0	4
16:00	0	0	0	0	2	0	0	0	0	0	0	0	0	0	0	2
16:15	0	1	0	1	1	1	0	1	0	0	0	0	0	0	0	5
16:30	0	0	0	4	5	5	1	1	0	0	0	0	0	0	0	17
16:45	0	0	0	0	0	0	0	0	0	0	0	0	0	0	0	0
17:00	0	0	0	0	1	3	0	0	1	0	0	0	0	0	0	5
17:15	0	0	0	2	3	0	1	0	0	0	0	0	0	0	0	6
17:30	0	0	0	1	0	0	0	1	0	0	0	0	0	0	0	2
17:45	0	0	0	3	4	3	1	1	1	0	0	0	0	0	0	13
18:00	0	0	0	0	0	0	1	0	0	0	0	0	0	0	0	1
18:15	0	0	0	0	0	0	0	0	0	0	0	0	0	0	0	0
18:30	0	0	0	0	1	3	0	0	1	0	0	0	0	0	0	5
18:45	0	0	0	2	3	0	1	0	0	0	0	0	0	0	0	7
19:00	0	0	0	1	0	2	0	0	2	1	0	0	0	0	0	7
19:15	0	0	0	1	1	0	0	0	0	0	0	0	0	0	0	2
19:30	0	0	3	3	3	6	0	0	2	1	0	0	0	0	0	18
19:45	0	0	1	2	1	1	0	0	1	0	0	0	0	0	0	6
20:00	0	0	0	1	1	2	0	0	0	0	0	0	0	0	0	4
20:15	0	0	2	0	1	2	0	0	0	0	0	0	0	0	0	5
20:30	0	0	1	0	0	0	0	0	2	1	0	0	0	0	0	7
20:45	0	0	0	1	1	0	0	0	0	0	0	0	0	0	0	2
21:00	0	0	3	3	3	6	0	0	2	1	0	0	0	0	0	18
21:15	0	0	1	2	1	1	0	0	1	0	0	0	0	0	0	6
21:30	0	0	0	1	1	2	0	0	0	0	0	0	0	0	0	4
21:45	0	0	0	1	0	3	0	0	1	0	0	0	0	0	0	5
22:00	0	0	0	0	1	0	0	2	0	0	0	0	0	0	0	3
22:15	0	0	1	4	3	6	0	2	2	0	0	0	0	0	0	18
22:30	0	0	0	2	0	1	1	0	0	0	0	0	0	0	0	4
22:45	0	0	1	0	0	0	1	0	0	0	0	0	0	0	0	2
23:00	0	0	0	0	2	0	1	0	0	0	0	0	0	0	0	2
23:15	0	0	2	2	4	1	4	1	0	0	0	0	0	0	0	14
23:30	0	0	0	0	0	0	0	0	0	0	0	0	0	0	0	0
23:45	0	0	0	1	2	0	0	0	1	0	0	0	0	0	0	4
Total	1	4	7	36	29	38	13	9	6	3	0	2	0	0	0	148
Total Stats	1	8	11	62	52	69	24	14	15	7	0	2	0	0	0	265

15th Percentile : 22 MPH
50th Percentile : 28 MPH
85th Percentile : 34 MPH
95th Percentile : 40 MPH

Mean Speed(Average) : 28 MPH
10 MPH Pace Speed : 22-31 MPH
Number in Pace : 170
Percent in Pace : 64.2%
Number of Vehicles > 31 MPH : 62
Percent of Vehicles > 31 MPH : 23.4%

Traffic Survey Specialists, Inc.

624 Gardenia Terrace, Delray Beach, Florida 33444

Phone (561) 272-3255 Fax (561) 272-4381

West Park, Florida
Broward
SW 59 Ter bet Thomas Rd & Virginia Rd

050213T
Site Code: 00000050213
Station ID: 000210321024
Date Start: 03-May-11
Date End: 04-May-11

Southbound

Start Time	0 10	11 15	16 20	21 25	26 28	29 31	32 34	35 37	38 40	41 43	44 46	47 49	50 52	53 55	56 147	Total
5/3/11	0	0	0	0	0	0	0	0	0	0	0	0	0	0	0	0
00:15	0	0	0	0	1	0	0	0	0	0	0	0	0	0	0	1
00:30	0	0	0	0	0	0	0	0	0	0	0	0	0	0	0	0
00:45	0	0	0	0	1	0	0	0	0	0	0	0	0	0	0	1
01:00	0	0	0	0	2	0	0	0	0	0	0	0	0	0	0	2
01:15	0	0	0	0	0	0	0	0	1	0	0	0	0	0	0	1
01:30	0	0	0	0	0	0	0	0	0	0	0	0	0	0	0	0
01:45	0	0	0	0	0	0	0	0	0	1	0	0	0	0	0	1
02:00	0	0	0	0	0	0	0	0	1	1	0	0	0	0	0	2
02:15	0	0	0	0	0	0	0	0	0	0	0	0	0	0	0	0
02:30	0	0	0	0	0	0	0	0	0	0	0	0	0	0	0	0
02:45	0	0	0	0	0	0	0	0	0	0	0	0	0	0	0	0
03:00	0	0	0	0	0	0	0	0	0	0	0	0	0	0	0	0
03:15	0	0	0	0	0	1	0	0	0	0	0	0	0	0	0	1
03:30	0	0	0	0	0	0	0	0	0	0	0	0	0	0	0	0
03:45	0	1	0	0	0	0	0	0	0	0	0	0	0	0	0	1
04:00	0	1	0	0	0	1	0	0	0	0	0	0	0	0	0	2
04:15	0	0	0	0	0	0	1	0	0	0	0	0	0	0	0	1
04:30	0	0	0	0	0	0	0	0	0	0	0	0	0	0	0	0
04:45	0	0	0	0	0	0	0	0	0	0	0	0	0	0	0	0
05:00	0	0	0	0	0	0	1	0	0	0	0	0	0	0	0	1
05:15	0	0	0	0	0	0	0	0	0	0	0	0	0	0	0	0
05:30	0	0	0	0	0	0	0	1	0	0	0	0	0	0	0	1
05:45	0	0	0	1	0	0	0	0	0	0	0	0	0	0	0	1
06:00	0	0	0	1	0	0	0	1	0	0	0	0	0	0	0	2
06:15	0	0	0	0	0	0	0	0	0	0	0	0	0	0	0	0
06:30	0	0	0	0	1	1	0	0	0	0	0	0	0	0	0	2
06:45	0	1	0	0	0	0	0	0	1	1	0	0	0	0	0	3
07:00	0	1	0	0	1	1	0	0	1	1	0	0	0	0	0	5
07:15	0	0	0	1	0	1	0	0	1	0	0	0	0	0	0	2
07:30	0	0	0	0	0	0	0	0	0	0	0	0	0	0	0	3
07:45	0	1	0	0	0	0	0	0	0	0	0	0	0	0	0	1
08:00	0	1	0	2	0	1	0	0	2	0	0	0	0	0	0	6
08:15	0	0	0	0	1	1	1	0	1	0	0	0	0	0	0	4
08:30	0	0	0	0	0	0	0	0	0	0	0	0	0	0	0	0
08:45	1	0	1	1	0	0	0	1	0	0	0	0	0	0	0	1
09:00	1	0	1	1	1	1	1	1	1	0	0	0	0	0	0	8
09:15	0	0	0	0	0	0	0	0	0	0	0	0	0	0	0	0
09:30	0	0	0	2	0	1	0	0	0	0	0	0	0	0	0	1
09:45	0	0	0	1	0	0	0	0	0	0	0	0	0	0	0	3
10:00	0	0	0	3	0	1	1	0	0	0	0	0	0	0	0	5
10:15	0	0	1	0	0	0	0	0	0	0	0	0	0	0	0	1
10:30	0	0	0	0	0	0	0	0	0	1	0	1	0	0	0	2
10:45	0	0	0	1	0	0	0	1	0	0	0	0	0	0	0	0
11:00	0	0	1	1	0	0	0	1	0	1	0	1	0	0	0	5
11:15	0	0	0	0	0	0	0	0	0	0	0	0	0	0	0	0
11:30	0	1	1	0	0	0	1	0	0	1	0	0	0	0	0	3
11:45	0	0	0	2	0	0	0	0	0	0	0	0	0	0	0	4
Total	0	1	2	2	0	0	2	0	1	1	0	0	0	0	0	9
Total	1	4	4	10	4	5	5	3	6	4	0	1	0	0	0	47

Traffic Survey Specialists, Inc.

West Park, Florida
 Broward
 SW 59 Ter bet Thomas Rd & Virginia Rd

624 Gardenia Terrace, Delray Beach, Florida 33444
 Phone (561) 272-3255 Fax (561) 272-4381

050213T
 Site Code: 000000050213
 Station ID: 000210321024
 Date Start: 03-May-11
 Date End: 04-May-11

Southbound

Start Time	0 10	11 15	16 20	21 25	26 28	29 31	32 34	35 37	38 40	41 43	44 46	47 49	50 52	53 55	56 147	Total
12 PM	0	0	0	0	0	2	1	0	0	0	0	0	0	0	0	3
12:15	0	0	0	0	0	0	0	0	0	0	0	0	0	0	0	0
12:30	0	0	0	1	0	0	0	2	0	0	0	0	0	0	0	3
12:45	0	1	0	1	0	1	0	0	0	0	0	0	0	0	0	3
13:00	0	1	0	2	0	3	1	2	0	0	0	0	0	0	0	9
13:15	0	0	1	0	0	0	1	1	0	0	0	0	0	0	0	3
13:30	0	0	0	0	0	0	0	0	0	0	0	0	0	0	0	0
13:45	0	1	0	0	0	1	0	0	0	0	0	0	0	0	0	2
14:00	0	1	1	0	1	1	1	2	0	0	0	0	0	0	0	7
14:15	0	0	0	0	1	0	0	0	0	0	0	0	0	0	0	1
14:30	0	0	0	0	1	2	1	0	1	0	1	0	0	0	0	6
14:45	0	0	0	0	0	0	0	0	1	0	0	0	0	0	0	1
15:00	0	0	0	2	2	3	1	0	2	0	1	0	0	0	0	11
15:15	0	0	0	0	0	1	0	0	0	0	0	0	0	0	0	1
15:30	1	1	1	0	1	0	0	0	1	0	0	0	0	0	0	2
15:45	0	0	0	0	0	0	0	0	0	0	0	0	0	0	0	3
16:00	1	1	1	0	1	2	0	0	1	0	0	0	0	0	0	7
16:15	0	0	0	1	1	0	0	1	0	0	1	0	0	0	0	4
16:30	0	0	1	0	0	1	1	0	0	1	0	0	0	0	0	1
16:45	0	0	0	0	2	1	1	0	0	0	0	0	0	0	0	4
17:00	0	0	1	1	3	2	2	1	1	1	1	0	0	0	0	13
17:15	0	0	0	0	6	0	0	0	0	0	0	0	0	0	0	6
17:30	0	0	0	0	8	0	0	0	0	0	0	0	0	0	0	8
17:45	0	0	0	0	2	1	0	0	0	0	0	0	0	0	0	3
18:00	0	0	0	0	0	0	0	0	0	0	0	0	0	0	0	0
18:15	0	1	0	0	1	0	0	1	0	0	0	0	0	0	0	17
18:30	0	0	0	0	0	0	0	1	1	0	0	0	0	0	0	3
18:45	0	0	0	1	0	2	0	0	0	0	0	0	0	0	0	2
19:00	0	0	0	0	0	0	0	0	1	0	0	0	0	0	0	3
19:15	0	1	0	1	1	2	0	2	2	0	0	0	0	0	0	9
19:30	0	0	0	2	0	2	0	0	0	0	0	0	0	0	0	4
19:45	0	0	0	0	0	0	0	1	0	0	0	0	0	0	0	1
20:00	1	0	1	0	0	1	2	0	0	0	0	0	0	0	0	5
20:15	0	0	0	4	0	5	3	1	0	0	0	0	0	0	0	15
20:30	0	0	0	0	0	1	1	0	0	1	0	0	0	0	0	3
20:45	0	0	0	0	1	0	0	0	0	0	0	0	0	0	0	1
21:00	0	0	0	0	2	1	1	0	0	1	0	0	0	0	0	5
21:15	0	0	0	0	0	0	0	0	0	0	0	0	0	0	0	0
21:30	0	0	0	0	0	1	0	1	1	0	0	0	0	0	0	3
21:45	0	0	0	0	0	0	0	0	0	0	0	0	0	0	0	0
22:00	0	0	0	0	0	1	0	1	1	0	0	0	0	0	0	3
22:15	0	0	1	0	0	0	0	0	0	0	0	0	0	0	0	1
22:30	0	0	0	0	0	1	0	0	0	0	0	0	0	0	0	1
22:45	0	0	0	0	0	0	0	0	1	0	0	0	0	0	0	2
23:00	1	0	0	0	0	0	0	0	0	0	0	0	0	0	0	1
23:15	1	0	1	0	0	1	1	0	1	0	0	0	0	0	0	5
23:30	0	0	0	0	0	0	0	0	0	0	0	0	0	0	0	0
23:45	0	0	0	0	0	0	0	0	0	0	0	0	0	0	0	0
Total	0	0	0	0	0	1	0	1	0	0	0	0	0	0	0	2
Total	3	4	5	10	26	23	10	10	8	2	2	0	0	0	0	103
Total	4	8	9	20	30	28	15	13	14	6	2	1	0	0	0	150

Stats
 15th Percentile : 21 MPH
 50th Percentile : 29 MPH
 85th Percentile : 37 MPH
 95th Percentile : 41 MPH

Mean Speed(Average) : 29 MPH
 10 MPH Pace Speed : 25-34 MPH
 Number in Pace : 77
 Percent in Pace : 51.3%
 Number of Vehicles > 31 MPH : 51
 Percent of Vehicles > 31 MPH : 34.0%

Traffic Survey Specialists, Inc.

West Park, Florida
Broward
SW 59 Ter bet Thomas Rd & Virginia Rd

624 Gardenia Terrace, Delray Beach, Florida 33444
Phone (561) 272-3255 Fax (561) 272-4381

050213T
Site Code: 00000050213
Station ID: 000210321024
Date Start: 03-May-11
Date End: 04-May-11

Northbound, Southbound

Start Time	010	1115	1620	2125	2628	2931	3234	3537	3840	4143	4446	4749	5052	5355	56147	Total
5/3/11	0	0	0	0	0	1	0	0	0	0	0	0	0	0	0	1
00:15	0	0	0	1	1	1	0	0	0	0	0	0	0	0	0	3
00:30	0	0	0	0	0	0	0	0	0	0	0	0	0	0	0	0
00:45	0	1	0	0	1	0	0	0	0	0	0	0	0	0	0	2
01:00	0	1	0	1	2	2	0	0	0	0	0	0	0	0	0	6
01:15	0	0	0	1	0	0	0	0	1	0	0	0	0	0	0	2
01:30	0	0	0	0	0	1	0	0	0	0	0	0	0	0	0	1
01:45	0	0	0	0	0	0	0	0	0	0	0	0	0	0	0	0
02:00	0	0	0	1	0	1	0	0	1	1	0	0	0	0	0	4
02:15	0	0	0	0	0	0	0	0	0	0	0	0	0	0	0	0
02:30	0	0	0	0	0	0	0	0	0	0	0	0	0	0	0	0
02:45	0	0	0	0	0	0	0	0	0	0	0	0	0	0	0	0
03:00	0	0	0	0	0	0	0	0	0	0	0	0	0	0	0	0
03:15	0	0	0	0	1	1	0	0	0	0	0	0	0	0	0	2
03:30	0	0	0	0	0	0	0	0	0	0	0	0	0	0	0	0
03:45	0	2	0	0	0	0	0	0	0	0	0	0	0	0	0	2
04:00	0	2	0	0	1	1	0	0	0	0	0	0	0	0	0	4
04:15	0	0	0	0	0	0	1	0	0	0	0	0	0	0	0	1
04:30	0	0	0	1	0	1	0	0	1	0	0	0	0	0	0	3
04:45	0	0	1	0	1	0	0	0	0	0	0	0	0	0	0	0
05:00	0	0	1	1	1	1	1	0	1	0	0	0	0	0	0	6
05:15	0	0	0	0	0	0	0	0	1	0	0	0	0	0	0	1
05:30	0	0	1	1	0	1	0	1	0	0	0	0	0	0	0	4
05:45	0	0	0	2	0	0	0	0	0	0	0	0	0	0	0	2
06:00	0	0	1	3	1	1	0	1	1	0	0	0	0	0	0	8
06:15	0	0	0	0	2	1	0	0	0	0	0	0	0	0	0	3
06:30	0	0	0	1	2	2	0	0	1	0	0	0	0	0	0	2
06:45	0	1	0	0	2	2	1	1	1	1	0	0	0	0	0	6
07:00	0	1	0	2	6	6	1	1	2	1	0	0	0	0	0	9
07:15	0	0	0	1	2	2	0	0	1	1	0	0	0	0	0	20
07:30	0	0	0	2	0	2	0	0	1	0	0	0	0	0	0	7
07:45	0	0	0	1	0	2	0	0	1	0	0	0	0	0	0	5
08:00	0	1	0	0	0	1	0	1	1	0	0	0	0	0	0	4
08:15	0	0	0	4	2	7	0	1	4	1	0	0	0	0	0	20
08:30	0	0	0	2	2	4	3	0	1	0	0	0	0	0	0	12
08:45	0	0	0	1	0	3	2	0	1	0	0	0	0	0	0	8
09:00	0	0	1	0	0	2	0	0	0	0	0	0	0	0	0	3
09:15	1	0	0	2	2	2	1	1	0	1	0	0	0	0	0	10
09:30	1	0	1	6	4	11	6	1	2	1	0	0	0	0	0	33
09:45	0	0	0	2	0	0	0	0	0	0	0	0	0	0	0	2
10:00	0	0	1	1	0	0	1	0	0	0	0	0	0	0	0	3
10:15	0	0	1	1	1	1	2	0	1	1	0	1	0	0	0	8
10:30	0	0	0	1	3	1	0	1	0	0	0	0	0	0	0	6
10:45	0	0	0	1	0	0	2	1	0	0	0	0	0	0	0	4
11:00	0	0	1	3	4	2	4	3	1	2	0	1	0	0	0	21
11:15	0	0	0	0	0	0	1	0	0	0	0	0	0	0	0	1
11:30	0	1	1	3	2	0	1	0	0	1	0	0	0	0	0	9
11:45	0	1	1	3	1	0	1	0	2	1	0	0	0	0	0	10
Total	0	3	3	9	4	1	3	0	2	2	0	0	0	0	0	27
Total	1	8	8	36	27	36	16	8	15	8	0	1	0	0	0	164

Traffic Survey Specialists, Inc.

624 Gardenia Terrace, Delray Beach, Florida 33444

Phone (561) 272-3255 Fax (561) 272-4381

West Park, Florida
Broward
SW 59 Ter bet Thomas Rd & Virginia Rd

050213T
Site Code: 000000050213
Station ID: 000210321024
Date Start: 03-May-11
Date End: 04-May-11

Northbound, Southbound

Start Time	010	1115	1620	2125	2628	2931	3234	3537	3840	4143	4446	4749	5052	5355	56147	Total
12 PM	0	0	0	0	1	5	2	0	0	0	0	0	0	0	0	8
12:15	0	0	0	0	0	1	1	0	0	0	0	0	0	0	0	2
12:30	0	0	0	4	0	1	0	2	0	0	0	0	0	0	0	7
12:45	0	1	0	1	0	1	1	1	0	0	0	0	0	0	0	5
13:00	0	1	0	5	1	8	4	3	0	0	0	0	0	0	0	22
13:15	0	1	1	2	0	0	1	1	0	0	0	0	0	0	0	6
13:30	0	0	0	0	0	2	0	0	0	0	0	0	0	0	0	2
13:45	0	1	0	0	0	1	0	0	0	0	0	0	0	0	0	2
14:00	0	0	0	0	1	0	0	2	0	0	0	0	0	0	0	3
14:15	0	2	1	2	1	3	1	3	0	0	0	0	0	0	0	13
14:30	0	0	0	2	1	0	1	0	0	0	0	1	0	0	0	5
14:45	0	0	1	1	1	0	1	0	1	0	0	0	0	0	0	9
15:00	1	0	0	5	1	3	1	0	1	0	1	0	0	0	0	13
15:15	0	0	0	1	1	0	1	0	1	0	0	0	0	0	0	4
15:30	1	0	1	12	4	6	3	0	2	0	1	1	0	0	0	31
15:45	0	0	0	3	2	2	0	0	0	0	0	0	0	0	0	7
16:00	0	0	0	0	1	3	1	0	1	0	0	0	0	0	0	6
16:15	1	1	1	0	2	0	0	0	0	0	0	0	0	0	0	5
16:30	0	1	0	1	1	2	0	1	0	0	0	0	0	0	0	6
16:45	1	2	1	4	6	7	1	1	1	0	0	0	0	0	0	24
17:00	0	0	0	1	1	0	0	1	0	0	1	0	0	0	0	4
17:15	0	0	0	0	1	3	0	0	2	0	0	0	0	0	0	6
17:30	0	0	1	2	3	1	2	0	0	1	0	0	0	0	0	10
17:45	0	0	0	1	2	1	1	1	0	0	0	0	0	0	0	6
18:00	0	1	0	1	17	2	2	1	0	1	0	0	0	0	0	25
18:15	0	1	0	1	2	2	0	1	0	0	0	0	0	0	0	7
18:30	0	0	2	0	1	2	0	1	1	0	0	0	0	0	0	7
18:45	0	0	1	2	0	4	0	0	2	1	0	0	0	0	0	10
19:00	0	0	0	1	1	0	0	0	1	0	0	0	0	0	0	3
19:15	0	1	3	4	4	8	0	2	4	1	0	0	0	0	0	27
19:30	0	0	1	4	1	3	0	0	1	0	0	0	0	0	0	10
19:45	0	0	0	1	1	2	0	1	0	0	0	0	0	0	0	5
20:00	0	0	0	3	0	5	1	0	1	0	0	0	0	0	0	10
20:15	1	0	1	0	1	1	2	2	0	0	0	0	0	0	0	8
20:30	1	0	2	8	3	11	3	3	2	0	0	0	0	0	0	33
20:45	0	0	0	2	0	2	2	0	0	1	0	0	0	0	0	7
21:00	0	0	1	0	1	0	1	0	0	0	0	0	0	0	0	3
21:15	0	0	1	0	2	0	1	0	0	0	0	0	0	0	0	5
21:30	0	0	0	0	0	0	0	0	0	0	0	0	0	0	0	0
21:45	0	0	0	0	0	0	0	0	0	0	0	0	0	0	0	0
22:00	0	0	0	1	3	1	0	2	2	0	0	0	0	0	0	9
22:15	0	0	1	0	0	3	0	0	0	0	0	0	0	0	0	4
22:30	0	0	0	0	0	1	0	0	0	1	0	0	0	0	0	3
22:45	0	0	0	2	0	0	1	0	1	0	0	0	0	0	0	4
23:00	1	1	0	0	2	0	0	0	0	0	0	0	0	0	0	4
23:15	1	1	1	2	2	4	1	0	1	1	0	1	0	0	0	15
23:30	0	0	0	0	0	0	0	0	0	0	0	0	0	0	0	0
23:45	0	0	0	0	0	2	0	0	0	0	0	0	0	0	0	2
Total	4	8	12	46	55	61	23	19	14	5	2	2	0	0	0	251
Total Stats	5	16	20	82	82	97	39	27	29	13	2	3	0	0	0	415

15th Percentile : 22 MPH
50th Percentile : 29 MPH
85th Percentile : 36 MPH
95th Percentile : 40 MPH

Mean Speed(Average) : 28 MPH
10 MPH Pace Speed : 22-31 MPH
Number in Pace : 245
Percent in Pace : 59.0%
Number of Vehicles > 31 MPH : 113
Percent of Vehicles > 31 MPH : 27.2%

Traffic Survey Specialists, Inc.

West Park, Florida
 Broward
 Sutton Rd bet Virginia Rd & Ronald Rd

624 Gardenia Terrace, Delray Beach, Florida 33444
 Phone (561) 272-3255 Fax (561) 272-4381

050211T
 Site Code: 00000050211
 Station ID: 009601100008
 Date Start: 03-May-11
 Date End: 04-May-11

Northbound

Start Time	0 10	11 15	16 20	21 25	26 28	29 31	32 34	35 37	38 40	41 43	44 46	47 49	50 52	53 55	56 147	Total
5/3/11	0	0	0	1	0	0	1	0	0	0	0	0	0	0	0	2
00:15	0	0	0	0	0	1	1	1	0	0	0	0	0	0	0	3
00:30	0	0	0	2	0	0	1	1	0	1	0	0	0	0	0	5
00:45	0	0	1	0	1	0	0	2	0	0	0	0	0	0	0	4
01:00	0	0	1	3	1	1	3	4	0	1	0	0	0	0	0	14
01:15	0	0	0	0	1	0	1	0	0	0	0	0	0	0	0	2
01:30	0	0	0	0	1	0	0	0	1	0	0	0	0	0	0	2
01:45	0	0	0	0	0	1	0	0	0	0	0	0	0	0	0	1
02:00	0	0	0	0	2	1	1	0	1	0	0	0	0	0	0	5
02:15	0	0	0	1	0	0	0	0	0	0	0	0	0	0	0	1
02:30	0	0	0	0	1	0	1	0	0	0	0	0	0	0	0	2
02:45	0	0	0	0	0	0	1	0	0	0	0	0	0	0	0	0
03:00	0	0	0	1	1	0	2	0	0	0	0	0	0	0	0	4
03:15	0	0	0	0	1	0	0	0	0	0	0	0	0	0	0	1
03:30	0	0	1	0	0	0	0	0	0	0	0	0	0	0	0	0
03:45	0	0	0	0	0	0	0	0	0	0	0	0	0	0	0	0
04:00	0	0	1	0	1	0	0	0	0	0	0	0	0	0	0	2
04:15	0	0	0	0	0	0	0	0	0	0	0	0	0	0	0	0
04:30	0	0	0	0	0	0	0	0	0	0	0	0	0	0	0	0
04:45	0	0	0	0	0	0	0	0	0	0	0	0	0	0	0	0
05:00	0	0	0	0	0	0	0	0	0	0	0	0	0	0	0	0
05:15	0	0	0	0	2	0	1	0	0	0	0	0	0	0	0	3
05:30	0	0	0	0	0	0	2	1	0	0	0	0	0	0	0	3
05:45	0	0	0	0	0	0	0	0	0	0	0	0	0	0	0	0
06:00	0	0	1	0	0	0	0	0	1	0	0	0	0	0	0	1
06:15	0	1	1	0	1	0	3	1	0	0	0	0	0	0	0	7
06:30	0	0	1	3	1	3	1	0	1	0	0	0	0	0	0	4
06:45	0	0	0	0	0	1	1	0	2	0	0	0	0	0	0	4
07:00	0	1	2	3	3	7	4	2	5	0	0	0	0	0	0	27
07:15	0	0	0	2	2	2	1	1	0	0	0	0	0	0	0	8
07:30	0	0	1	5	2	3	0	2	0	0	0	0	0	0	0	13
07:45	0	0	0	3	1	2	0	2	3	0	0	0	0	0	0	11
08:00	0	0	0	0	0	4	5	1	2	2	0	0	0	0	0	14
08:15	0	0	1	10	5	11	6	6	5	2	0	0	0	0	0	46
08:30	0	0	0	0	2	1	2	1	1	3	1	0	0	0	0	11
08:45	0	0	0	1	2	5	4	0	0	1	1	0	0	0	0	14
09:00	0	0	0	3	4	1	1	2	0	0	0	0	0	0	0	11
09:15	0	0	1	2	1	3	2	0	2	0	0	0	0	0	0	12
09:30	0	0	1	6	9	8	10	5	1	6	2	0	0	0	0	48
09:45	0	1	2	1	2	3	2	0	1	0	0	0	0	0	0	12
10:00	0	0	0	0	0	1	3	2	0	0	0	0	0	0	0	6
10:15	0	0	0	1	1	0	0	1	0	0	0	0	0	0	0	4
10:30	0	0	0	1	1	1	1	0	1	0	0	0	0	0	0	4
10:45	0	1	0	1	1	1	1	0	0	2	0	0	0	0	0	7
11:00	0	1	0	3	4	6	5	1	1	3	0	1	0	0	0	25
11:15	0	0	0	5	1	1	0	1	2	0	0	0	0	0	0	10
11:30	0	0	1	1	4	1	2	1	1	0	0	0	0	0	0	11
11:45	0	0	0	0	3	1	3	1	1	0	0	0	0	0	0	9
Total	0	0	1	7	9	3	5	4	4	0	0	0	0	0	0	33
Total	0	3	12	36	41	42	47	29	18	14	2	1	0	0	0	245

Traffic Survey Specialists, Inc.

West Park, Florida
 Broward
 Sutton Rd bet Virginia Rd & Ronald Rd

624 Gardenia Terrace, Delray Beach, Florida 33444
 Phone (561) 272-3255 Fax (561) 272-4381

050211T
 Site Code: 00000050211
 Station ID: 009601100008
 Date Start: 03-May-11
 Date End: 04-May-11

Northbound

Start Time	010	1115	1620	2125	2628	2931	3234	3537	3840	4143	4446	4749	5052	5355	56147	Total
12 PM	0	0	1	0	0	1	2	0	1	1	0	0	0	0	0	6
12:15	0	0	0	0	3	1	1	1	0	0	0	0	0	0	0	6
12:30	0	0	1	4	3	6	1	1	0	0	0	0	0	0	0	16
12:45	0	0	0	0	3	0	0	0	0	0	0	0	0	0	0	3
13:00	0	0	2	4	9	8	4	2	1	1	0	0	0	0	0	31
13:15	0	0	0	1	3	0	1	1	1	1	0	0	0	0	0	8
13:30	0	0	0	1	2	1	3	0	0	0	0	0	0	0	0	7
13:45	0	0	0	1	2	3	1	0	0	0	0	0	0	0	0	7
14:00	0	0	0	3	2	1	0	1	0	1	0	0	0	1	0	9
14:15	0	0	0	6	9	5	5	2	1	2	0	0	0	1	0	31
14:30	0	0	1	2	1	0	1	0	0	0	1	0	0	0	0	6
14:45	0	0	1	1	0	0	4	1	0	0	1	0	0	0	0	8
15:00	0	0	1	2	4	3	3	1	1	0	0	0	0	0	0	15
15:15	0	0	0	2	6	4	2	0	1	0	0	0	0	0	0	15
15:30	0	0	3	7	11	7	10	2	2	0	2	0	0	0	0	44
15:45	0	0	1	4	3	5	1	1	0	0	0	0	0	0	0	15
16:00	0	1	0	2	0	4	0	1	2	0	0	0	0	0	0	10
16:15	0	0	0	0	2	3	0	1	0	0	0	0	0	0	0	6
16:30	0	0	0	0	1	2	3	1	0	2	0	0	0	0	0	9
16:45	0	1	1	6	6	14	4	4	2	2	0	0	0	0	0	40
17:00	0	0	1	3	1	4	2	2	0	0	0	0	0	0	0	13
17:15	0	0	0	2	3	5	3	0	1	0	0	0	0	0	0	14
17:30	0	0	1	1	4	3	4	1	0	0	1	0	0	0	0	15
17:45	0	0	1	0	7	4	3	0	0	0	0	0	0	0	0	15
18:00	0	0	3	6	15	16	12	3	1	0	1	0	0	0	0	57
18:15	0	0	0	1	1	2	0	2	2	1	0	0	0	0	0	9
18:30	0	0	0	2	4	3	4	1	2	0	0	0	0	0	0	16
18:45	0	0	0	1	1	4	4	0	1	0	0	0	0	0	0	11
19:00	0	0	1	4	1	1	3	0	1	1	0	0	0	0	0	12
19:15	0	0	1	8	7	10	11	3	6	2	0	0	0	0	0	48
19:30	0	1	0	2	2	3	0	3	1	2	0	1	0	0	0	15
19:45	0	0	4	1	2	5	6	1	1	0	1	0	0	0	0	21
20:00	0	1	2	1	4	6	0	0	0	1	0	0	0	0	0	15
20:15	0	1	4	1	3	1	1	0	0	0	0	0	0	0	0	11
20:30	0	3	10	5	11	15	7	4	2	3	1	1	0	0	0	62
20:45	0	1	1	0	0	2	4	0	0	0	1	0	0	0	0	9
21:00	0	0	0	2	3	1	1	1	1	0	0	0	0	0	0	9
21:15	0	0	0	0	2	2	0	2	1	0	0	0	0	0	0	7
21:30	0	0	0	2	3	2	1	0	1	0	0	0	0	0	0	9
21:45	0	1	1	4	8	7	6	3	3	0	1	0	0	0	0	34
22:00	0	0	0	2	0	3	2	0	0	1	0	0	0	0	0	8
22:15	0	0	0	0	3	4	2	3	0	0	0	0	0	0	0	12
22:30	0	0	0	1	1	0	0	0	0	0	0	0	0	0	0	2
22:45	0	0	2	1	1	0	1	0	0	0	0	0	0	0	0	5
23:00	0	0	2	4	5	7	5	3	0	1	0	0	0	0	0	27
23:15	0	0	0	0	3	2	1	2	0	0	0	0	0	0	0	8
23:30	0	1	0	1	1	0	1	0	0	0	0	0	0	0	0	4
23:45	0	0	1	2	1	1	2	0	1	0	0	0	0	0	0	8
24:00	0	1	1	0	2	1	1	0	0	0	0	0	0	0	0	6
24:15	0	2	2	3	7	4	5	2	1	0	0	0	0	0	0	26
24:30	0	0	0	1	3	1	0	1	0	0	0	0	0	0	0	6
24:45	0	0	2	0	1	0	1	1	0	1	0	0	0	0	0	6
25:00	0	0	0	0	2	2	0	0	1	0	0	0	0	0	0	5
25:15	0	0	0	0	1	0	2	0	0	0	0	0	0	0	0	3
25:30	0	0	2	1	7	3	3	2	1	1	0	0	0	0	0	20
25:45	0	0	0	0	3	0	0	1	1	0	0	0	0	0	0	5
26:00	0	0	1	1	0	0	0	0	0	1	0	0	0	0	0	3
26:15	0	0	0	1	2	0	1	0	0	0	0	0	0	0	0	4
26:30	0	0	0	1	0	0	1	0	0	0	0	0	0	0	0	2
26:45	0	0	1	3	5	0	2	1	1	1	0	0	0	0	0	14
Total	0	7	28	57	100	96	74	31	21	13	5	1	0	1	0	434
Total Stats	0	10	40	93	141	138	121	60	39	27	7	2	0	1	0	679

15th Percentile : 23 MPH
 50th Percentile : 30 MPH
 85th Percentile : 36 MPH
 95th Percentile : 41 MPH

Mean Speed(Average) : 30 MPH
 10 MPH Pace Speed : 26-35 MPH
 Number in Pace : 420
 Percent in Pace : 61.9%
 Number of Vehicles > 31 MPH : 257
 Percent of Vehicles > 31 MPH : 37.8%

Traffic Survey Specialists, Inc.

624 Gardenia Terrace, Delray Beach, Florida 33444

Phone (561) 272-3255 Fax (561) 272-4381

West Park, Florida
Broward
Sutton Rd bet Virginia Rd & Ronald Rd

050211T
Site Code: 00000050211
Station ID: 009601100008
Date Start: 03-May-11
Date End: 04-May-11

Southbound

Start Time	0 10	11 15	16 20	21 25	26 28	29 31	32 34	35 37	38 40	41 43	44 46	47 49	50 52	53 55	56 147	Total
5/3/11	0	0	0	0	1	0	0	1	0	0	0	0	0	0	0	2
00:15	0	0	0	2	0	1	1	0	0	0	0	0	0	0	0	4
00:30	0	0	0	0	1	1	0	0	0	0	0	0	0	0	0	2
00:45	0	0	0	0	0	2	0	0	0	0	0	0	0	0	0	2
01:00	0	0	0	2	2	4	1	1	0	0	0	0	0	0	0	10
01:15	0	0	0	1	1	0	0	0	0	0	0	0	0	0	0	2
01:15	0	0	1	1	2	0	0	0	0	0	1	0	0	0	0	5
01:30	0	0	0	0	0	0	1	0	0	0	0	0	0	0	0	1
01:45	0	0	0	0	0	0	0	0	0	0	0	0	0	0	0	0
02:00	0	0	1	2	3	0	1	0	0	0	1	0	0	0	0	8
02:00	0	1	0	0	1	0	0	0	0	0	0	0	0	0	0	2
02:15	0	0	0	0	0	0	0	0	0	0	0	0	0	0	0	0
02:30	0	0	0	0	0	0	1	0	0	0	0	0	0	0	0	1
02:45	0	0	0	0	0	0	0	0	0	0	0	0	0	0	0	0
03:00	0	1	0	0	1	0	1	0	0	0	0	0	0	0	0	3
03:00	0	0	0	0	1	0	0	0	0	0	0	0	0	0	0	1
03:15	0	0	0	0	0	0	0	0	0	0	0	0	0	0	0	0
03:30	0	0	0	0	0	0	0	0	0	0	0	0	0	0	0	0
03:45	0	0	1	0	0	0	0	0	0	0	0	0	0	0	0	1
04:00	0	0	1	0	1	0	0	0	0	0	0	0	0	0	0	2
04:00	0	0	0	0	0	0	0	0	0	0	0	0	0	0	0	0
04:15	0	0	0	0	0	0	0	0	0	0	0	0	0	0	0	0
04:30	0	0	0	0	0	1	0	0	0	0	0	0	0	0	0	1
04:45	0	0	0	0	0	0	0	0	0	0	0	0	0	0	0	0
05:00	0	0	0	0	0	1	0	0	0	0	0	0	0	0	0	1
05:00	0	0	0	0	0	0	0	0	0	0	0	0	0	0	0	0
05:15	0	0	1	0	0	1	0	0	0	0	0	0	0	0	0	2
05:30	0	0	1	0	0	0	0	0	0	0	0	0	0	0	0	1
05:45	0	0	0	1	0	0	1	0	0	0	0	0	0	0	0	2
06:00	0	0	2	1	0	1	1	0	0	0	0	0	0	0	0	5
06:00	0	0	0	0	0	0	0	0	0	0	0	0	0	0	0	0
06:15	0	0	0	4	1	2	1	0	0	0	0	0	0	0	0	8
06:30	0	0	0	1	0	0	1	1	0	1	0	0	0	0	0	4
06:45	0	0	0	1	1	0	1	1	0	0	0	0	0	0	0	4
07:00	0	0	0	6	2	2	3	2	0	1	0	0	0	0	0	16
07:00	0	0	0	3	1	5	0	0	0	0	0	0	0	0	0	9
07:15	0	0	1	4	2	0	1	2	0	0	0	0	0	0	0	10
07:30	0	0	0	1	1	2	1	3	1	0	0	0	0	0	0	9
07:45	0	0	0	2	1	2	3	0	0	1	0	0	0	0	0	9
08:00	0	0	1	10	5	9	5	5	1	1	0	0	0	0	0	37
08:00	0	0	0	2	1	0	3	1	2	0	0	0	0	0	0	9
08:15	0	1	0	0	2	4	4	0	0	1	0	0	0	0	0	12
08:30	0	0	0	1	0	3	1	0	1	0	0	0	0	0	0	6
08:45	0	0	0	1	2	1	1	3	2	0	0	0	0	0	0	10
09:00	0	1	0	4	5	8	9	4	5	1	0	0	0	0	0	37
09:00	0	0	0	3	1	0	0	0	0	1	0	0	0	0	0	5
09:15	0	0	0	1	2	0	2	1	0	2	0	0	0	0	0	8
09:30	0	0	0	0	1	1	1	1	0	1	0	0	0	0	0	5
09:45	0	0	1	1	2	1	1	1	0	0	0	0	0	0	0	7
10:00	0	0	1	5	6	2	4	3	0	3	1	0	0	0	0	25
10:00	0	0	1	1	1	4	0	1	0	0	0	0	0	0	0	8
10:15	0	0	1	1	1	5	1	0	0	0	0	0	0	0	0	9
10:30	0	0	0	0	1	1	2	3	0	1	0	0	0	0	0	8
10:45	0	0	0	1	0	2	0	0	0	0	0	0	0	0	0	3
11:00	0	0	2	3	3	12	3	4	0	1	0	0	0	0	0	28
11:00	0	0	0	1	1	3	1	2	0	0	0	0	0	0	0	8
11:15	0	2	0	0	1	3	2	1	1	0	0	0	0	0	0	10
11:30	0	0	1	4	3	0	0	1	0	0	0	0	0	0	0	9
11:45	0	0	1	2	1	5	2	1	1	0	0	0	0	0	0	13
Total	0	2	2	7	6	11	5	5	2	0	0	0	0	0	0	40
Total	0	4	10	40	34	50	33	24	8	7	2	0	0	0	0	212

Traffic Survey Specialists, Inc.

624 Gardenia Terrace, Delray Beach, Florida 33444

Phone (561) 272-3255 Fax (561) 272-4381

West Park, Florida
Broward
Sutton Rd bet Virginia Rd & Ronald Rd

050211T
Site Code: 000000050211
Station ID: 009601100008
Date Start: 03-May-11
Date End: 04-May-11

Southbound

Start Time	010	1115	1620	2125	2628	2931	3234	3537	3840	4143	4446	4749	5052	5355	56147	Total
12 PM	0	0	1	1	0	0	3	0	0	1	1	0	0	0	0	7
12:15	0	0	1	1	0	4	1	1	0	0	0	0	0	0	0	8
12:30	0	0	1	4	0	4	2	0	2	0	0	0	0	0	0	13
12:45	0	0	5	2	2	3	1	0	0	0	0	0	0	0	0	13
13:00	0	0	8	8	2	11	7	1	2	1	1	0	0	0	0	41
13:15	0	1	1	0	1	2	0	0	1	0	0	0	0	0	0	9
13:30	2	0	0	1	2	1	2	0	0	0	0	0	0	0	0	6
13:45	0	0	0	1	1	0	0	0	0	0	0	0	0	0	0	8
14:00	2	1	1	2	8	5	4	1	1	0	0	0	0	0	0	2
14:15	0	0	1	3	0	2	2	0	0	0	0	0	0	0	0	25
14:30	0	1	0	6	3	3	1	0	0	0	0	0	0	0	0	8
14:45	0	0	2	1	1	2	3	2	0	0	0	0	0	0	0	14
15:00	0	0	2	2	1	1	4	1	1	0	0	0	0	0	0	11
15:15	0	1	5	12	5	8	10	3	1	0	0	0	0	0	0	12
15:30	0	0	0	1	1	0	0	2	0	0	0	0	0	0	0	45
15:45	0	0	2	2	2	5	3	2	0	0	0	1	0	0	0	4
16:00	0	0	0	1	1	0	0	0	0	0	0	0	0	0	0	17
16:15	0	0	2	2	2	5	3	2	0	0	0	0	0	0	0	6
16:30	0	0	0	1	0	1	2	0	1	1	0	0	0	0	0	10
16:45	0	0	1	3	1	0	4	1	0	0	0	0	0	0	0	37
17:00	0	0	3	7	4	6	9	5	1	1	0	1	0	0	0	11
17:15	0	1	0	1	1	3	1	1	1	1	0	0	0	0	0	12
17:30	0	0	2	4	2	1	5	0	0	1	0	0	0	0	0	15
17:45	0	1	1	3	3	4	3	0	1	1	0	0	0	0	0	17
18:00	0	2	3	9	9	12	11	4	2	3	0	0	0	0	0	55
18:15	0	0	0	5	1	2	3	2	1	1	0	0	0	0	0	15
18:30	0	0	0	2	4	2	3	1	3	0	0	0	0	0	0	15
18:45	0	0	0	5	5	5	1	3	0	0	0	0	0	0	0	19
19:00	0	0	2	2	1	4	3	0	0	0	0	0	0	0	0	12
19:15	0	0	2	14	11	13	10	6	4	1	0	0	0	0	0	61
19:30	0	1	2	1	1	0	3	1	0	0	0	0	0	0	0	9
19:45	0	0	3	1	6	2	4	0	1	0	0	0	0	0	0	17
20:00	0	0	2	1	1	4	2	1	0	0	0	0	0	0	0	11
20:15	0	0	3	3	4	3	2	2	1	0	0	0	0	0	0	18
20:30	0	1	10	6	12	9	11	4	2	0	0	0	0	0	0	55
20:45	0	0	1	1	4	1	1	1	0	0	0	0	0	0	0	9
21:00	0	0	1	1	4	1	1	1	0	0	0	0	0	0	0	9
21:15	0	1	0	3	5	1	0	0	0	0	0	0	0	0	0	10
21:30	0	0	0	2	1	2	2	1	0	0	0	0	0	0	0	8
21:45	0	0	0	3	3	1	2	0	0	0	0	0	0	0	0	9
22:00	0	1	1	9	13	5	5	2	0	0	0	0	0	0	0	36
22:15	0	1	0	2	1	1	1	1	0	0	0	0	0	0	0	7
22:30	0	0	0	2	2	3	0	0	0	0	0	0	0	0	0	7
22:45	0	0	0	3	2	2	2	1	0	0	0	0	0	0	0	10
23:00	0	0	1	0	1	0	0	1	0	0	0	0	0	0	0	4
23:15	0	1	1	7	6	7	3	3	0	0	0	0	0	0	0	28
23:30	0	0	1	2	0	1	0	1	1	0	0	0	0	0	0	6
23:45	0	0	0	2	1	1	1	0	1	0	0	0	0	0	0	6
24:00	0	0	0	2	0	1	0	0	0	0	0	0	0	0	0	3
24:15	0	0	0	2	0	1	0	0	0	0	0	0	0	0	0	6
24:30	0	0	0	2	0	1	0	0	0	0	0	0	0	0	0	3
24:45	0	0	0	2	2	1	0	0	0	0	0	0	0	0	0	5
25:00	0	0	1	6	3	5	2	1	2	0	0	0	0	0	0	20
25:15	0	0	0	2	2	0	1	0	1	0	0	0	0	0	0	6
25:30	0	0	0	1	0	0	1	0	0	1	0	0	0	0	0	3
25:45	0	0	0	1	0	0	1	0	0	0	0	0	0	0	0	2
26:00	0	0	0	1	1	1	1	0	1	0	0	0	0	0	0	5
26:15	0	0	1	4	3	1	4	0	1	2	0	0	0	0	0	16
26:30	0	0	0	2	1	1	0	0	0	0	0	0	0	0	0	4
26:45	0	0	0	0	0	3	1	0	0	0	0	0	0	0	0	4
27:00	0	0	1	3	1	0	0	0	0	0	0	0	0	0	0	5
27:15	0	0	0	1	1	0	0	0	0	0	0	0	0	0	0	2
27:30	0	0	1	6	3	4	1	0	0	0	0	0	0	0	0	15
27:45	0	0	1	6	3	4	1	0	0	0	0	0	0	0	0	15
Total	2	7	37	90	79	86	77	30	16	8	1	1	0	0	0	434
Total Stats	2	11	47	130	113	136	110	54	24	15	3	1	0	0	0	646

15th Percentile : 22 MPH
50th Percentile : 29 MPH
85th Percentile : 34 MPH
95th Percentile : 39 MPH

Mean Speed(Average) : 29 MPH
10 MPH Pace Speed : 25-34 MPH
Number in Pace : 385
Percent in Pace : 59.6%
Number of Vehicles > 31 MPH : 207
Percent of Vehicles > 31 MPH : 32.0%

Traffic Survey Specialists, Inc.

624 Gardenia Terrace, Delray Beach, Florida 33444

Phone (561) 272-3255 Fax (561) 272-4381

West Park, Florida
Broward
Sutton Rd bet Virginia Rd & Ronald Rd

050211T
Site Code: 00000050211
Station ID: 009601100008
Date Start: 03-May-11
Date End: 04-May-11

Northbound, Southbound

Start Time	0 10	11 15	16 20	21 25	26 28	29 31	32 34	35 37	38 40	41 43	44 46	47 49	50 52	53 55	56 147	Total
5/3/11	0	0	0	1	1	0	1	1	0	0	0	0	0	0	0	4
00:15	0	0	0	2	0	2	2	1	0	0	0	0	0	0	0	7
00:30	0	0	0	2	1	1	1	1	0	1	0	0	0	0	0	7
00:45	0	0	1	0	1	2	0	2	0	0	0	0	0	0	0	6
01:00	0	0	1	5	3	5	4	5	0	1	0	0	0	0	0	24
01:15	0	0	0	1	2	0	1	0	0	0	0	0	0	0	0	4
01:15	0	0	1	1	3	0	0	0	1	0	1	0	0	0	0	7
01:30	0	0	0	0	0	1	1	0	0	0	0	0	0	0	0	2
01:45	0	0	0	0	0	0	0	0	0	0	0	0	0	0	0	0
02:00	0	0	1	2	5	1	2	0	1	0	1	0	0	0	0	13
02:00	0	1	0	1	1	0	0	0	0	0	0	0	0	0	0	3
02:15	0	0	0	0	1	0	1	0	0	0	0	0	0	0	0	2
02:30	0	0	0	0	0	0	1	0	0	0	0	0	0	0	0	1
02:45	0	0	0	0	0	0	1	0	0	0	0	0	0	0	0	1
03:00	0	1	0	1	2	0	3	0	0	0	0	0	0	0	0	7
03:00	0	0	0	0	2	0	0	0	0	0	0	0	0	0	0	2
03:15	0	0	0	0	0	0	0	0	0	0	0	0	0	0	0	0
03:30	0	0	1	0	0	0	0	0	0	0	0	0	0	0	0	1
03:45	0	0	1	0	0	0	0	0	0	0	0	0	0	0	0	1
04:00	0	0	2	0	2	0	0	0	0	0	0	0	0	0	0	4
04:00	0	0	0	0	0	0	0	0	0	0	0	0	0	0	0	0
04:15	0	0	0	0	0	0	0	0	0	0	0	0	0	0	0	0
04:30	0	0	0	0	0	1	0	0	0	0	0	0	0	0	0	1
04:45	0	0	0	0	0	0	0	0	0	0	0	0	0	0	0	0
05:00	0	0	0	0	0	1	0	0	0	0	0	0	0	0	0	1
05:00	0	0	0	0	2	0	1	0	0	0	0	0	0	0	0	3
05:15	0	0	1	0	0	1	2	1	0	0	0	0	0	0	0	5
05:30	0	0	1	0	0	0	0	0	0	0	0	0	0	0	0	1
05:45	0	0	1	1	0	0	1	0	0	0	0	0	0	0	0	3
06:00	0	0	3	1	2	1	4	1	0	0	0	0	0	0	0	12
06:00	0	1	1	0	1	0	0	0	1	0	0	0	0	0	0	4
06:15	0	0	1	7	2	5	2	0	1	0	0	0	0	0	0	18
06:30	0	0	0	1	0	1	2	1	2	1	0	0	0	0	0	8
06:45	0	0	0	1	2	3	3	3	1	0	0	0	0	0	0	13
07:00	0	1	2	9	5	9	7	4	5	1	0	0	0	0	0	43
07:00	0	0	0	5	3	7	1	1	0	0	0	0	0	0	0	17
07:15	0	0	2	9	4	3	1	4	0	0	0	0	0	0	0	23
07:30	0	0	0	4	2	4	1	5	4	0	0	0	0	0	0	20
07:45	0	0	0	2	1	6	8	1	2	3	0	0	0	0	0	23
08:00	0	0	2	20	10	20	11	11	6	3	0	0	0	0	0	83
08:00	0	0	0	2	3	1	5	2	3	3	1	0	0	0	0	20
08:15	0	1	0	1	4	9	8	0	0	2	1	0	0	0	0	26
08:30	0	0	0	4	4	4	2	2	1	0	0	0	0	0	0	17
08:45	0	0	1	3	3	2	4	5	2	2	0	0	0	0	0	22
09:00	0	1	1	10	14	16	19	9	6	7	2	0	0	0	0	85
09:00	0	1	2	4	3	3	2	0	1	0	1	0	0	0	0	17
09:15	0	0	0	1	2	1	5	3	0	2	0	0	0	0	0	14
09:30	0	0	2	1	2	1	2	4	0	1	0	0	0	0	0	13
09:45	0	0	1	2	3	2	3	2	0	2	0	0	0	0	0	15
10:00	0	1	5	8	10	7	12	9	1	5	1	0	0	0	0	59
10:00	0	0	1	2	2	6	3	1	0	1	0	0	0	0	0	16
10:15	0	0	1	1	2	8	2	0	0	0	0	1	0	0	0	15
10:30	0	0	0	1	2	1	2	4	1	1	0	0	0	0	0	12
10:45	0	1	0	2	1	3	1	0	0	2	0	0	0	0	0	10
11:00	0	1	2	6	7	18	8	5	1	4	0	1	0	0	0	53
11:00	0	0	0	6	2	4	1	3	2	0	0	0	0	0	0	18
11:15	0	2	1	1	5	4	4	2	2	0	0	0	0	0	0	21
11:30	0	0	1	4	6	1	3	2	1	0	0	0	0	0	0	18
11:45	0	0	1	3	2	5	2	2	1	0	0	0	0	0	0	16
Total	0	7	22	76	75	92	80	53	26	21	4	1	0	0	0	457

Traffic Survey Specialists, Inc.

624 Gardenia Terrace, Delray Beach, Florida 33444

Phone (561) 272-3255 Fax (561) 272-4381

West Park, Florida
Broward
Sutton Rd bet Virginia Rd & Ronald Rd

050211T
Site Code: 00000050211
Station ID: 009601100008
Date Start: 03-May-11
Date End: 04-May-11

Northbound, Southbound

Start Time	010	1115	1620	2125	2628	2931	3234	3537	3840	4143	4446	4749	5052	5355	56147	Total
12 PM	0	0	2	1	0	1	5	0	1	2	1	0	0	0	0	13
12:15	0	0	1	1	3	5	2	2	0	0	0	0	0	0	0	14
12:30	0	0	2	8	3	10	3	1	2	0	0	0	0	0	0	29
12:45	0	0	5	2	5	3	1	0	0	0	0	0	0	0	0	16
13:00	0	0	10	12	11	19	11	3	3	2	1	0	0	0	0	72
13:15	0	1	1	1	3	3	3	0	1	0	0	0	0	0	0	17
13:30	2	0	0	2	4	4	3	0	0	0	0	0	0	0	0	13
13:45	0	0	0	4	3	1	0	1	0	1	0	0	0	0	0	15
14:00	2	1	1	8	17	10	9	3	2	2	0	0	0	1	0	11
14:15	0	0	2	5	1	2	3	0	0	0	1	0	0	0	0	56
14:30	0	1	1	7	3	3	5	1	0	0	1	0	0	0	0	14
14:45	0	0	3	3	5	5	6	3	1	0	0	0	0	0	0	22
15:00	0	0	2	4	7	5	6	1	2	0	0	0	0	0	0	26
15:15	0	1	8	19	16	15	20	5	3	0	2	0	0	0	0	27
15:30	0	0	1	5	4	5	1	3	0	0	0	0	0	0	0	89
15:45	0	1	2	4	2	9	3	3	2	0	0	1	0	0	0	19
16:00	0	0	0	1	2	4	2	1	1	1	0	0	0	0	0	27
16:15	0	0	1	3	2	2	7	2	0	2	0	0	0	0	0	12
16:30	0	1	4	13	10	20	13	9	3	3	0	1	0	0	0	19
16:45	0	0	1	4	4	7	3	3	1	1	0	0	0	0	0	77
17:00	0	1	0	3	4	9	5	3	1	0	0	0	0	0	0	24
17:15	0	0	3	5	6	4	9	1	0	1	1	0	0	0	0	26
17:30	0	1	2	3	10	8	6	0	1	1	0	0	0	0	0	30
17:45	0	2	6	15	24	28	23	7	3	3	1	0	0	0	0	32
18:00	0	0	0	6	2	4	3	4	3	2	0	0	0	0	0	112
18:15	0	0	0	4	8	5	7	2	5	0	0	0	0	0	0	24
18:30	0	0	0	6	6	9	5	3	1	0	0	0	0	0	0	31
18:45	0	0	3	6	2	5	6	0	1	1	0	0	0	0	0	30
19:00	0	0	3	22	18	23	21	9	10	3	0	0	0	0	0	24
19:15	0	2	2	3	3	3	3	4	1	2	0	1	0	0	0	24
19:30	0	0	7	2	8	7	10	1	2	0	1	0	0	0	0	38
19:45	0	1	4	2	5	10	2	1	0	1	0	0	0	0	0	26
20:00	0	1	7	4	7	4	3	2	1	0	0	0	0	0	0	26
20:15	0	4	20	11	23	24	18	8	4	3	1	1	0	0	0	29
20:30	0	1	2	1	4	3	5	1	0	0	1	0	0	0	0	117
20:45	0	1	0	5	8	2	1	1	1	0	0	0	0	0	0	18
21:00	0	0	0	2	3	4	2	3	1	0	0	0	0	0	0	19
21:15	0	0	0	2	3	4	2	3	1	0	0	0	0	0	0	15
21:30	0	0	0	5	6	3	3	0	1	0	0	0	0	0	0	18
21:45	0	2	2	13	21	12	11	5	3	0	1	0	0	0	0	70
22:00	0	1	0	4	1	4	3	1	0	1	0	0	0	0	0	15
22:15	0	0	0	2	5	7	2	3	0	0	0	0	0	0	0	19
22:30	0	0	0	4	3	2	2	1	0	0	0	0	0	0	0	12
22:45	0	0	3	1	2	1	1	1	0	0	0	0	0	0	0	9
23:00	0	1	3	11	11	14	8	6	0	1	0	0	0	0	0	55
23:15	0	0	1	2	3	3	1	3	1	0	0	0	0	0	0	14
23:30	0	1	0	3	2	1	2	0	1	0	0	0	0	0	0	10
23:45	0	0	1	4	1	2	2	0	1	0	0	0	0	0	0	11
24:00	0	1	1	0	4	3	2	0	0	0	0	0	0	0	0	11
24:15	0	2	3	9	10	9	7	3	3	0	0	0	0	0	0	46
24:30	0	0	0	3	5	1	1	1	1	0	0	0	0	0	0	12
24:45	0	0	2	1	1	0	2	1	0	2	0	0	0	0	0	9
25:00	0	0	1	0	2	2	1	0	1	0	0	0	0	0	0	7
25:15	0	0	0	1	2	1	3	0	0	1	0	0	0	0	0	8
25:30	0	0	3	5	10	4	7	2	2	3	0	0	0	0	0	36
25:45	0	0	0	2	4	1	0	1	1	0	0	0	0	0	0	9
26:00	0	0	1	1	0	3	1	0	0	1	0	0	0	0	0	7
26:15	0	0	1	4	3	0	1	0	0	0	0	0	0	0	0	9
26:30	0	0	0	2	1	0	1	0	0	0	0	0	0	0	0	4
26:45	0	0	2	9	8	4	3	1	1	1	0	0	0	0	0	29
Total	2	14	65	147	179	182	151	61	37	21	6	2	0	1	0	868
Total Stats	2	21	87	223	254	274	231	114	63	42	10	3	0	1	0	1325

15th Percentile : 23 MPH
50th Percentile : 29 MPH
85th Percentile : 35 MPH
95th Percentile : 40 MPH

Mean Speed(Average) : 29 MPH
10 MPH Pace Speed : 25-34 MPH
Number in Pace : 804
Percent in Pace : 60.7%
Number of Vehicles > 31 MPH : 464
Percent of Vehicles > 31 MPH : 35.0%

Traffic Survey Specialists, Inc.

West Park, Florida
Broward
Clifton Road SE of Sutton Road

624 Gardenia Terrace, Delray Beach, Florida 33444
Phone (561) 272-3255 Fax (561) 272-4381

050216T
Site Code: 00000050216
Station ID: 009601100039
Date Start: 03-May-11
Date End: 04-May-11

Eastbound

Start Time	010	1115	1620	2125	2628	2931	3234	3537	3840	4143	4446	4749	5052	5355	56147	Total
5/3/11	0	0	0	0	0	0	0	0	0	0	0	0	0	0	0	0
00:15	0	0	0	0	0	0	0	0	0	0	0	0	0	0	0	0
00:30	0	0	0	0	0	0	0	0	0	0	0	0	0	0	0	0
00:45	0	0	1	0	0	0	0	0	0	0	0	0	0	0	0	1
01:00	0	0	1	0	0	0	0	0	0	0	0	0	0	0	0	1
01:15	0	0	1	0	0	0	0	0	0	0	0	0	0	0	0	1
01:30	0	0	0	0	0	0	0	1	0	0	0	0	0	0	0	1
01:45	0	0	0	0	0	1	0	0	0	0	0	0	0	0	0	1
02:00	0	0	1	1	0	1	0	1	0	0	0	0	0	0	0	4
02:15	0	0	0	0	0	0	0	0	0	0	0	0	0	0	0	0
02:30	0	0	0	0	0	0	0	0	0	0	0	0	0	0	0	0
02:45	0	0	0	0	0	0	0	0	0	0	0	0	0	0	0	0
03:00	0	0	0	0	0	0	0	0	0	0	0	0	0	0	0	0
03:15	0	0	0	0	0	0	0	0	0	0	0	0	0	0	0	0
03:30	0	0	0	0	0	0	0	0	0	0	0	0	0	0	0	0
03:45	0	0	0	0	0	0	0	0	0	0	0	0	0	0	0	0
04:00	0	0	0	0	0	0	0	0	0	0	0	0	0	0	0	0
04:15	0	0	0	0	0	0	0	0	0	0	0	0	0	0	0	0
04:30	0	0	0	0	0	0	0	0	0	0	0	0	0	0	0	0
04:45	0	0	0	0	0	0	0	0	0	0	0	0	0	0	0	0
05:00	0	0	0	0	0	0	0	0	0	0	0	0	0	0	0	0
05:15	0	0	0	0	1	0	0	0	0	0	0	0	0	0	0	1
05:30	0	0	0	0	0	0	0	0	0	0	0	0	0	0	0	0
05:45	0	0	0	0	1	0	0	0	0	0	0	0	0	0	0	1
06:00	0	0	0	0	2	0	0	0	0	0	0	0	0	0	0	2
06:15	0	0	0	0	1	1	1	0	0	0	0	0	0	0	0	3
06:30	0	0	0	1	1	0	1	1	2	0	0	0	0	0	0	6
06:45	0	1	0	1	0	0	0	0	0	0	0	0	0	0	0	2
07:00	0	1	0	2	3	1	2	1	2	0	0	0	0	0	0	12
07:15	0	1	0	0	0	0	1	1	0	0	0	0	0	0	0	3
07:30	0	0	0	0	0	1	0	0	1	0	0	0	0	0	0	3
07:45	0	0	0	0	0	0	1	0	0	0	0	0	0	0	0	1
08:00	0	2	0	0	0	2	2	1	1	0	0	0	0	0	0	8
08:15	0	0	0	0	0	0	1	0	0	0	0	0	0	0	0	1
08:30	1	0	1	0	1	1	0	0	1	0	1	0	0	0	0	6
08:45	0	0	0	0	0	1	0	1	0	0	0	0	0	0	0	1
09:00	1	0	1	0	2	1	2	1	3	0	2	0	0	0	0	13
09:15	1	1	0	0	0	1	0	0	0	0	0	0	0	0	0	3
09:30	0	0	1	0	1	0	1	0	1	0	0	0	0	0	0	4
09:45	0	0	0	1	0	1	0	1	0	0	0	0	0	0	0	3
10:00	0	0	2	0	0	0	0	1	0	0	0	0	0	0	0	3
10:15	1	1	3	1	1	2	1	2	1	0	0	0	0	0	0	13
10:30	0	0	0	0	3	0	0	0	0	0	0	0	0	0	0	3
10:45	0	1	1	0	0	1	0	0	0	0	0	0	0	0	0	4
11:00	0	0	0	0	0	0	1	0	0	1	0	0	0	0	0	2
11:15	0	0	0	0	0	2	1	0	0	1	0	0	0	0	0	4
11:30	0	0	0	0	0	0	0	0	0	0	0	0	0	0	0	0
11:45	0	1	0	0	2	1	0	0	0	0	0	0	0	0	0	4
Total	2	7	8	4	18	10	9	6	7	2	2	0	0	0	0	75

Traffic Survey Specialists, Inc.

624 Gardenia Terrace, Delray Beach, Florida 33444

Phone (561) 272-3255 Fax (561) 272-4381

West Park, Florida
Broward
Clifton Road SE of Sutton Road

050216T
Site Code: 00000050216
Station ID: 009601100039
Date Start: 03-May-11
Date End: 04-May-11

Eastbound

Start Time	010	1115	1620	2125	2628	2931	3234	3537	3840	4143	4446	4749	5052	5355	56147	Total
12 PM	0	1	0	0	0	0	1	0	0	0	0	0	0	0	0	2
12:15	0	0	0	0	0	0	1	0	0	0	0	0	0	0	0	1
12:30	0	0	0	0	0	1	0	1	0	0	0	0	0	0	0	2
12:45	0	0	0	0	0	0	0	0	0	0	0	0	0	0	0	0
13:00	0	1	0	0	0	1	2	1	0	0	0	0	0	0	0	5
13:15	0	2	1	0	0	0	0	0	0	0	0	0	0	0	0	3
13:30	0	0	0	0	0	0	2	0	0	0	0	0	0	0	0	2
13:45	0	0	0	0	1	1	0	0	0	0	1	0	0	0	0	3
14:00	0	2	1	0	2	2	3	0	0	0	1	0	0	0	0	11
14:15	0	0	1	0	2	1	0	0	1	0	0	0	0	0	0	5
14:30	0	1	0	1	2	0	1	1	0	0	0	0	0	0	0	6
14:45	0	0	3	0	2	0	1	2	0	0	0	0	0	0	0	8
15:00	0	0	0	0	0	1	0	1	0	0	0	0	0	0	0	2
15:15	0	1	4	1	6	2	2	4	1	0	0	0	0	0	0	21
15:30	0	0	0	0	0	1	0	0	2	0	0	0	0	0	0	3
15:45	0	0	0	0	1	0	2	1	1	1	0	0	0	0	0	6
16:00	0	0	1	1	0	2	0	0	0	0	0	0	0	0	0	4
16:15	0	0	0	0	1	1	0	0	0	0	0	0	0	0	0	2
16:30	0	0	1	1	2	4	2	1	3	1	0	0	0	0	0	15
16:45	1	0	0	2	2	0	1	1	0	0	0	0	0	0	0	7
17:00	0	0	1	1	1	2	1	1	0	0	0	0	0	0	0	7
17:15	0	1	0	1	0	0	0	0	0	0	0	0	0	0	0	2
17:30	0	1	0	1	0	0	0	0	0	0	0	0	0	0	0	2
17:45	0	0	0	0	1	2	0	0	0	0	0	0	0	0	0	3
18:00	0	0	1	1	3	3	5	1	1	0	0	0	0	0	0	13
18:15	0	0	0	2	1	3	1	1	0	0	0	0	0	0	0	8
18:30	0	0	1	0	1	0	1	0	0	1	0	0	0	0	0	4
18:45	0	0	0	0	1	0	0	1	0	0	0	0	0	0	0	2
19:00	0	0	0	3	2	1	0	0	0	0	0	0	0	0	0	6
19:15	0	0	1	2	6	5	3	1	1	1	0	0	0	0	0	20
19:30	0	1	0	0	1	0	0	0	0	0	0	0	0	0	0	2
19:45	0	1	1	0	1	0	0	0	0	0	0	0	0	0	0	3
20:00	0	0	0	1	1	1	0	1	0	0	0	0	0	0	0	11
20:15	0	0	1	0	1	0	0	0	0	0	0	0	0	0	0	2
20:30	0	0	0	0	0	1	0	0	0	0	1	0	0	0	0	2
20:45	0	1	0	0	0	1	0	0	0	1	0	0	0	0	0	4
21:00	0	0	0	0	0	0	1	0	0	0	0	0	0	0	0	1
21:15	0	1	1	0	1	2	2	0	0	1	1	0	0	0	0	9
21:30	0	0	0	1	0	0	0	0	0	0	0	0	0	0	0	1
21:45	0	2	0	0	0	0	0	1	1	0	0	0	0	0	0	4
22:00	0	1	0	0	0	0	0	0	0	0	0	0	0	0	0	1
22:15	0	0	1	0	1	0	0	0	0	0	0	0	0	0	0	2
22:30	0	0	0	1	0	0	0	0	0	0	0	0	0	0	0	3
22:45	0	0	0	0	0	0	0	0	0	0	0	0	0	0	0	0
23:00	0	0	0	4	0	0	0	1	0	0	1	0	0	0	0	6
23:15	0	0	1	0	0	0	1	0	0	0	0	0	0	0	0	2
23:30	0	1	0	0	0	1	0	0	0	0	0	0	0	0	0	2
23:45	0	0	0	0	0	0	0	0	0	0	0	0	0	0	0	1
Total	0	1	1	0	0	2	1	0	0	0	0	0	0	0	0	5
Total	1	12	12	15	28	26	22	12	7	3	3	0	0	0	0	141
Total	3	19	20	19	46	36	31	18	14	5	5	0	0	0	0	216

Stats
15th Percentile : 18 MPH
50th Percentile : 29 MPH
85th Percentile : 36 MPH
95th Percentile : 40 MPH

Mean Speed(Average) : 28 MPH
10 MPH Pace Speed : 26-35 MPH
Number in Pace : 119
Percent in Pace : 55.1%
Number of Vehicles > 31 MPH : 73
Percent of Vehicles > 31 MPH : 33.8%

Traffic Survey Specialists, Inc.

624 Gardenia Terrace, Delray Beach, Florida 33444

Phone (561) 272-3255 Fax (561) 272-4381

West Park, Florida
Broward
Clifton Road SE of Sutton Road

050216T
Site Code: 00000050216
Station ID: 009601100039
Date Start: 03-May-11
Date End: 04-May-11

Westbound

Start Time	0 10	11 15	16 20	21 25	26 28	29 31	32 34	35 37	38 40	41 43	44 46	47 49	50 52	53 55	56 147	Total
5/3/11	0	0	0	0	0	1	0	0	0	0	0	0	0	0	0	1
00:15	0	0	0	0	0	0	0	0	0	0	0	0	0	0	0	0
00:30	0	0	0	0	0	0	0	0	0	0	0	0	0	0	0	0
00:45	0	0	0	0	0	0	1	0	0	0	0	0	0	0	0	1
01:00	0	0	0	0	0	1	1	0	0	0	0	0	0	0	0	2
01:15	0	0	0	0	0	0	0	0	0	0	0	0	0	0	0	0
01:15	0	0	0	1	0	0	0	0	0	0	0	0	0	0	0	1
01:30	0	0	0	0	0	0	0	0	0	0	0	0	0	0	0	0
01:45	0	0	1	0	0	0	0	0	0	0	0	0	0	0	0	1
02:00	0	0	1	1	0	0	0	0	0	0	0	0	0	0	0	2
02:15	0	0	0	0	0	0	0	0	0	0	0	0	0	0	0	0
02:15	0	0	1	0	0	0	0	0	0	0	0	0	0	0	0	1
02:30	0	0	0	0	0	0	0	0	0	0	0	0	0	0	0	0
02:45	0	0	0	0	0	0	0	0	0	0	0	0	0	0	0	0
03:00	0	0	1	0	0	0	0	0	0	0	0	0	0	0	0	1
03:15	0	0	0	0	0	0	0	0	0	0	0	0	0	0	0	0
03:30	0	0	0	0	0	0	0	0	0	0	0	0	0	0	0	0
03:45	0	0	0	0	0	0	0	0	0	0	0	0	0	0	0	0
04:00	0	0	0	0	0	0	0	0	0	0	0	0	0	0	0	0
04:15	0	0	0	0	0	0	0	0	0	0	0	0	0	0	0	0
04:30	0	0	0	0	0	0	0	0	0	0	0	0	0	0	0	0
04:45	0	0	0	0	0	0	0	0	0	0	0	0	0	0	0	0
05:00	0	0	0	0	0	0	0	0	0	0	0	0	0	0	0	0
05:00	0	0	0	0	0	1	0	0	0	0	0	0	0	0	0	1
05:15	0	0	0	0	0	0	0	0	0	0	0	0	0	0	0	0
05:30	0	0	0	0	0	0	0	0	0	0	0	0	0	0	0	0
05:45	0	0	0	1	0	0	0	0	0	0	0	0	0	0	0	1
06:00	0	0	0	1	0	1	0	0	0	0	0	0	0	0	0	2
06:15	0	0	0	1	0	0	0	0	0	0	0	0	0	0	0	1
06:30	0	0	0	0	0	0	1	1	0	0	0	0	0	0	0	2
06:45	0	0	0	0	1	0	1	0	0	0	0	0	0	0	0	2
07:00	0	0	0	1	1	0	2	1	0	0	0	0	0	0	0	5
07:15	0	0	0	0	0	0	0	0	0	0	0	0	0	0	0	0
07:15	0	0	0	0	0	1	1	0	0	0	0	0	0	0	0	2
07:30	0	0	0	1	1	1	1	0	0	0	0	0	0	0	0	4
07:45	0	0	0	1	1	1	0	2	0	0	0	0	0	0	0	5
08:00	0	0	0	2	2	3	2	0	0	0	0	0	0	0	0	11
08:00	0	0	1	1	0	0	1	1	0	0	0	0	0	0	0	4
08:15	0	0	1	0	0	0	0	1	0	0	0	0	0	0	0	2
08:30	0	0	0	1	0	0	0	0	0	0	0	0	0	0	0	1
08:45	0	0	1	2	0	0	0	1	0	0	0	0	0	0	0	4
09:00	0	0	3	4	0	0	1	3	0	0	0	0	0	0	0	11
09:00	0	0	0	1	0	1	1	0	0	0	0	0	0	0	0	3
09:15	0	0	0	0	0	0	0	0	0	0	0	0	0	0	0	0
09:30	0	0	0	0	0	0	0	0	0	0	0	0	0	0	0	0
09:45	0	0	0	0	0	0	0	0	0	0	0	0	0	0	0	0
10:00	0	0	0	1	0	1	1	0	0	0	0	0	0	0	0	3
10:15	0	0	0	0	0	3	0	0	0	0	0	0	0	0	0	3
10:15	0	0	0	1	1	1	0	0	0	0	0	0	0	0	0	3
10:30	0	0	0	0	0	1	2	0	0	0	0	0	0	0	0	3
10:45	0	0	0	1	0	0	0	0	1	0	0	0	0	0	0	2
11:00	0	0	0	2	1	5	2	0	1	0	0	0	0	0	0	11
11:00	0	0	0	0	0	0	0	0	0	0	0	0	0	0	0	0
11:15	0	1	0	0	0	0	0	0	0	0	0	0	0	0	0	1
11:30	0	0	0	0	0	0	1	0	0	0	0	0	0	0	0	1
11:45	0	0	0	1	0	0	0	0	0	0	0	0	0	0	0	1
Total	0	1	5	13	4	11	10	6	1	0	0	0	0	0	0	51

Traffic Survey Specialists, Inc.

624 Gardenia Terrace, Delray Beach, Florida 33444

Phone (561) 272-3255 Fax (561) 272-4381

West Park, Florida
Broward
Clifton Road SE of Sutton Road

050216T
Site Code: 00000050216
Station ID: 009601100039
Date Start: 03-May-11
Date End: 04-May-11

Westbound

Start Time	010	1115	1620	2125	2628	2931	3234	3537	3840	4143	4446	4749	5052	5355	56147	Total
12 PM	0	0	0	1	0	0	0	0	0	0	0	0	0	0	0	1
12:15	0	0	0	1	0	0	0	0	0	0	0	0	0	0	0	1
12:30	0	0	0	0	0	0	0	0	0	0	0	0	0	0	0	0
12:45	0	1	0	0	0	0	0	0	0	0	0	0	0	0	0	1
13:00	0	1	0	0	0	1	0	1	0	0	0	0	0	0	0	3
13:15	0	0	0	0	0	0	0	0	0	0	0	0	0	0	0	0
13:30	0	0	0	0	1	3	0	0	0	0	0	0	0	0	0	4
13:45	0	0	0	1	1	0	0	1	0	0	0	0	0	0	0	3
14:00	0	1	0	1	2	4	0	2	0	0	0	0	0	0	0	10
14:15	0	1	0	2	0	0	1	2	0	0	0	0	0	0	0	6
14:30	0	0	0	0	1	1	1	0	0	0	0	0	0	0	0	3
14:45	0	0	0	0	0	0	0	0	0	0	0	0	0	0	0	0
15:00	0	1	0	2	2	2	2	2	0	0	0	0	0	0	0	11
15:15	0	0	1	0	0	1	0	0	1	0	0	0	0	0	0	3
15:30	0	0	1	0	1	1	1	0	0	0	0	0	0	0	0	4
15:45	0	0	2	0	0	0	0	0	0	0	0	0	0	0	0	2
16:00	0	1	0	2	0	0	0	0	1	0	0	0	0	0	0	4
16:15	0	1	4	2	1	2	1	0	2	0	0	0	0	0	0	13
16:30	0	0	1	1	0	1	1	0	0	0	0	0	0	0	0	4
16:45	0	0	0	2	1	2	1	0	0	0	0	0	0	0	0	6
17:00	0	1	1	2	0	0	0	1	0	0	0	0	0	0	0	5
17:15	0	0	0	0	2	1	1	1	0	0	0	0	0	0	0	5
17:30	0	1	2	5	3	4	3	1	1	0	0	0	0	0	0	20
17:45	0	0	1	0	1	0	0	0	0	0	0	0	0	0	0	2
18:00	0	1	0	0	0	0	1	0	0	0	0	0	0	0	0	2
18:15	0	0	0	0	0	0	0	0	0	0	0	0	0	0	0	0
18:30	0	1	0	2	0	1	1	0	0	0	0	0	0	0	0	5
18:45	0	0	0	0	0	1	0	0	0	0	0	0	0	0	0	1
19:00	0	0	1	3	3	4	3	3	0	0	0	0	0	0	0	17
19:15	0	0	0	2	0	1	1	0	0	0	0	0	0	0	0	4
19:30	0	0	0	0	0	0	0	0	0	0	0	0	0	0	0	0
19:45	0	0	0	0	0	1	0	0	0	0	0	0	0	0	0	1
20:00	0	0	0	0	2	0	3	2	0	0	0	0	0	0	0	9
20:15	0	0	0	0	0	0	0	0	0	0	0	0	0	0	0	0
20:30	0	0	0	0	1	0	0	1	0	0	0	0	0	0	0	2
20:45	0	0	0	0	0	0	0	0	0	0	0	0	0	0	0	0
21:00	0	0	0	1	1	2	1	1	0	0	0	0	0	0	0	6
21:15	0	0	0	0	0	1	0	0	0	0	0	0	0	0	0	1
21:30	0	0	0	1	1	0	0	1	1	0	0	0	0	0	0	4
21:45	0	0	0	0	0	0	0	0	1	0	0	0	0	0	0	1
22:00	0	0	0	0	0	0	0	0	1	0	0	0	0	0	0	7
22:15	0	0	0	1	1	1	0	1	3	0	0	0	0	0	0	7
22:30	0	0	1	0	0	0	0	1	0	0	0	0	0	0	0	3
22:45	0	0	0	0	0	0	0	0	0	0	0	0	0	0	0	0
23:00	0	0	0	1	0	1	0	0	0	0	0	0	0	0	0	2
23:15	0	0	1	1	0	2	0	1	0	0	0	0	0	0	0	5
23:30	0	0	0	0	0	1	1	0	0	0	0	0	0	0	0	2
23:45	0	0	0	0	0	0	0	0	0	0	0	0	0	0	0	1
Total	0	6	9	21	14	26	16	13	6	0	1	0	0	0	0	112
Total Stats	0	7	14	34	18	37	26	19	7	0	1	0	0	0	0	163

15th Percentile : 21 MPH
50th Percentile : 29 MPH
85th Percentile : 35 MPH
95th Percentile : 37 MPH

Mean Speed(Average) : 28 MPH
10 MPH Pace Speed : 26-35 MPH
Number in Pace : 88
Percent in Pace : 54.0%
Number of Vehicles > 31 MPH : 53
Percent of Vehicles > 31 MPH : 32.5%

Traffic Survey Specialists, Inc.

624 Gardenia Terrace, Delray Beach, Florida 33444

Phone (561) 272-3255 Fax (561) 272-4381

West Park, Florida
Broward
Clifton Road SE of Sutton Road

050216T
Site Code: 00000050216
Station ID: 009601100039
Date Start: 03-May-11
Date End: 04-May-11

Eastbound, Westbound

Start Time	010	1115	1620	2125	2628	2931	3234	3537	3840	4143	4446	4749	5052	5355	56147	Total
5/3/11	0	0	0	0	0	1	0	0	0	0	0	0	0	0	0	1
00:15	0	0	0	0	0	0	0	0	0	0	0	0	0	0	0	0
00:30	0	0	0	0	0	0	0	0	0	0	0	0	0	0	0	0
00:45	0	0	1	0	0	0	1	0	0	0	0	0	0	0	0	2
01:00	0	0	1	0	0	1	1	0	0	0	0	0	0	0	0	3
01:15	0	0	0	1	0	0	0	0	0	0	0	0	0	0	0	1
01:15	0	0	1	1	0	0	0	0	0	0	0	0	0	0	0	2
01:30	0	0	0	0	0	0	0	1	0	0	0	0	0	0	0	1
01:45	0	0	1	0	0	1	0	0	0	0	0	0	0	0	0	2
02:00	0	0	2	2	0	1	0	1	0	0	0	0	0	0	0	6
02:15	0	0	0	0	0	0	0	0	0	0	0	0	0	0	0	0
02:15	0	0	1	0	0	0	0	0	0	0	0	0	0	0	0	1
02:30	0	0	0	0	0	0	0	0	0	0	0	0	0	0	0	0
02:45	0	0	0	0	0	0	0	0	0	0	0	0	0	0	0	0
03:00	0	0	1	0	0	0	0	0	0	0	0	0	0	0	0	1
03:15	0	0	0	0	0	0	0	0	0	0	0	0	0	0	0	0
03:30	0	0	0	0	0	0	0	0	0	0	0	0	0	0	0	0
03:45	0	0	0	0	0	0	0	0	0	0	0	0	0	0	0	0
04:00	0	0	0	0	0	0	0	0	0	0	0	0	0	0	0	0
04:15	0	0	0	0	0	0	0	0	0	0	0	0	0	0	0	0
04:30	0	0	0	0	0	0	0	0	0	0	0	0	0	0	0	0
04:45	0	0	0	0	0	0	0	0	0	0	0	0	0	0	0	0
05:00	0	0	0	0	0	1	0	0	0	0	0	0	0	0	0	1
05:15	0	0	0	0	1	0	0	0	0	0	0	0	0	0	0	1
05:30	0	0	0	0	0	0	0	0	0	0	0	0	0	0	0	0
05:45	0	0	0	1	1	0	0	0	0	0	0	0	0	0	0	2
06:00	0	0	0	1	2	1	0	0	0	0	0	0	0	0	0	4
06:15	0	0	0	1	1	1	1	0	0	0	0	0	0	0	0	4
06:30	0	0	0	0	1	0	0	0	0	0	0	0	0	0	0	1
06:30	0	0	0	1	1	0	2	2	2	0	0	0	0	0	0	8
06:45	0	1	0	1	1	0	1	0	0	0	0	0	0	0	0	4
07:00	0	1	0	3	4	1	4	2	2	0	0	0	0	0	0	17
07:15	0	1	0	0	0	0	1	1	0	0	0	0	0	0	0	3
07:15	0	1	0	0	0	2	1	0	1	0	0	0	0	0	0	5
07:30	0	0	0	1	1	2	1	0	0	0	0	0	0	0	0	5
07:45	0	0	0	1	1	1	1	2	0	0	0	0	0	0	0	6
08:00	0	2	0	2	2	5	4	3	1	0	0	0	0	0	0	19
08:15	0	0	1	1	0	0	2	1	0	0	0	0	0	0	0	5
08:15	1	0	2	0	1	1	0	1	1	0	1	0	0	0	0	8
08:30	0	0	0	1	0	0	1	0	0	0	0	0	0	0	0	2
08:45	0	0	1	2	1	0	0	2	2	0	1	0	0	0	0	9
09:00	1	0	4	4	2	1	3	4	3	0	2	0	0	0	0	24
09:00	1	1	0	1	0	2	1	0	0	0	0	0	0	0	0	6
09:15	0	0	1	0	1	0	1	0	1	0	0	0	0	0	0	4
09:30	0	0	0	1	0	1	0	1	0	0	0	0	0	0	0	3
09:45	0	0	2	0	0	0	0	1	0	0	0	0	0	0	0	3
10:00	1	1	3	2	1	3	2	2	1	0	0	0	0	0	0	16
10:00	0	0	0	0	3	3	0	0	0	0	0	0	0	0	0	6
10:15	0	1	1	1	1	2	1	0	0	0	0	0	0	0	0	7
10:30	0	1	1	0	0	1	2	0	0	0	0	0	0	0	0	5
10:45	0	0	0	1	3	0	0	0	1	0	0	0	0	0	0	5
11:00	0	2	2	2	7	6	3	0	1	0	0	0	0	0	0	23
11:00	0	0	0	0	0	0	1	0	0	1	0	0	0	0	0	2
11:15	0	1	0	0	2	1	0	0	0	1	0	0	0	0	0	5
11:30	0	0	0	0	0	0	1	0	0	0	0	0	0	0	0	1
11:45	0	1	0	1	2	1	0	0	0	0	0	0	0	0	0	5
Total	2	8	13	17	22	21	19	12	8	2	2	0	0	0	0	126

Traffic Survey Specialists, Inc.

624 Gardenia Terrace, Delray Beach, Florida 33444

Phone (561) 272-3255 Fax (561) 272-4381

West Park, Florida
Broward
Clifton Road SE of Sutton Road

050216T
Site Code: 00000050216
Station ID: 009601100039
Date Start: 03-May-11
Date End: 04-May-11

Eastbound, Westbound

Start Time	010	1115	1620	2125	2628	2931	3234	3537	3840	4143	4446	4749	5052	5355	56147	Total
12 PM	0	1	0	1	0	0	1	0	0	0	0	0	0	0	0	3
12:15	0	0	0	1	0	0	1	0	0	0	0	0	0	0	0	2
12:30	0	0	0	0	0	1	0	1	0	0	0	0	0	0	0	2
12:45	0	1	0	0	0	0	0	0	0	0	0	0	0	0	0	1
13:00	0	2	0	2	0	1	2	1	0	0	0	0	0	0	0	8
13:15	0	3	1	0	0	1	0	1	0	0	0	0	0	0	0	6
13:30	0	0	0	0	0	0	2	0	0	0	0	0	0	0	0	2
13:45	0	0	0	0	2	4	0	0	0	0	1	0	0	0	0	7
14:00	0	0	0	1	2	1	1	1	0	0	0	0	0	0	0	6
14:15	0	3	1	1	4	6	3	2	0	0	1	0	0	0	0	21
14:30	0	0	1	0	3	2	0	0	1	0	0	0	0	0	0	7
14:45	0	2	0	3	2	0	2	3	0	0	0	0	0	0	0	12
15:00	0	0	3	0	3	1	2	2	0	0	0	0	0	0	0	11
15:15	0	0	0	0	0	1	0	1	0	0	0	0	0	0	0	2
15:30	0	2	4	3	8	4	4	6	1	0	0	0	0	0	0	32
15:45	0	0	1	0	0	2	0	0	3	0	0	0	0	0	0	6
16:00	0	0	1	0	2	1	3	1	1	1	0	0	0	0	0	10
16:15	0	0	3	1	0	2	0	0	0	0	0	0	0	0	0	6
16:30	0	1	0	2	1	1	0	0	1	0	0	0	0	0	0	6
16:45	0	1	5	3	3	6	3	1	5	1	0	0	0	0	0	28
17:00	1	0	1	3	2	1	2	1	0	0	0	0	0	0	0	11
17:15	0	0	0	2	1	3	1	0	0	0	0	0	0	0	0	7
17:30	0	1	2	3	1	2	1	1	1	0	0	0	0	0	0	12
17:45	0	1	0	1	2	1	1	1	0	0	0	0	0	0	0	7
18:00	1	2	3	9	6	7	5	3	1	0	0	0	0	0	0	37
18:15	0	0	1	0	2	2	1	0	0	0	0	0	0	0	0	6
18:30	0	1	0	0	1	0	3	0	1	0	0	0	0	0	0	6
18:45	0	0	0	1	1	0	0	0	0	0	1	0	0	0	0	3
19:00	0	1	1	4	4	7	0	1	0	1	0	0	0	0	0	20
19:15	0	0	0	5	2	4	1	3	0	0	0	0	0	0	0	15
19:30	0	0	1	0	1	1	3	1	0	1	0	0	0	0	0	8
19:45	0	0	1	0	3	1	1	0	1	0	0	0	0	0	0	7
20:00	0	0	0	0	3	3	1	0	0	0	0	0	0	0	0	7
20:15	0	0	2	5	9	9	6	4	1	1	0	0	0	0	0	37
20:30	0	1	0	2	1	1	1	0	0	0	0	0	0	0	0	6
20:45	0	1	1	0	1	0	0	0	0	0	0	0	0	0	0	3
21:00	0	1	1	0	1	2	0	0	0	0	0	0	0	0	0	4
21:15	0	0	0	1	0	0	0	0	0	0	0	0	0	0	0	4
21:30	0	0	0	1	1	2	0	0	0	0	0	0	0	0	0	4
21:45	0	0	0	1	2	1	3	0	0	0	0	0	0	0	0	7
22:00	0	2	1	3	4	5	2	3	0	0	0	0	0	0	0	20
22:15	0	0	1	0	1	0	0	0	0	0	0	0	0	0	0	2
22:30	0	0	0	0	1	1	0	1	0	0	1	0	0	0	0	4
22:45	0	1	0	0	0	1	1	0	0	1	0	0	0	0	0	4
23:00	0	0	0	1	0	2	2	0	0	0	0	0	0	0	0	5
23:15	0	1	1	1	2	4	3	1	0	1	1	0	0	0	0	15
23:30	0	0	0	1	0	1	0	0	0	0	0	0	0	0	0	2
23:45	0	2	0	1	1	0	0	2	2	0	0	0	0	0	0	8
24:00	0	1	0	0	0	0	0	0	1	0	0	0	0	0	0	2
24:15	0	0	1	0	1	0	0	0	1	0	0	0	0	0	0	3
24:30	0	3	1	2	2	1	0	2	4	0	0	0	0	0	0	15
24:45	0	0	0	1	0	0	0	0	0	0	1	0	0	0	0	2
25:00	0	0	1	0	0	1	0	2	0	0	0	0	0	0	0	4
25:15	0	0	0	3	0	0	0	0	0	0	0	0	0	0	0	3
25:30	0	0	0	1	0	1	0	0	0	0	0	0	0	0	0	2
25:45	0	0	1	5	0	2	0	2	0	0	1	0	0	0	0	11
26:00	0	0	1	0	0	1	2	0	0	0	0	0	0	0	0	4
26:15	0	1	0	1	0	1	0	0	0	0	0	0	0	0	0	3
26:30	0	0	0	0	0	1	1	0	0	0	0	0	0	0	0	2
26:45	0	0	0	0	0	0	0	0	0	0	0	0	0	0	0	0
27:00	0	1	1	1	0	3	3	0	0	0	0	0	0	0	0	9
Total	1	18	21	36	42	52	38	25	13	3	4	0	0	0	0	253
Total Stats	3	26	34	53	64	73	57	37	21	5	6	0	0	0	0	379

15th Percentile : 20 MPH
50th Percentile : 29 MPH
85th Percentile : 35 MPH
95th Percentile : 39 MPH

Mean Speed(Average) : 28 MPH
10 MPH Pace Speed : 26-35 MPH
Number in Pace : 207
Percent in Pace : 54.6%
Number of Vehicles > 31 MPH : 126
Percent of Vehicles > 31 MPH : 33.2%

Traffic Survey Specialists, Inc.

West Park, Florida
Broward
Harvard Road SE of Sutton Road

624 Gardenia Terrace, Delray Beach, Florida 33444
Phone (561) 272-3255 Fax (561) 272-4381

050214T
Site Code: 00000050214
Station ID: 000058410190
Date Start: 03-May-11
Date End: 04-May-11

Eastbound

Start Time	0 10	11 15	16 20	21 25	26 28	29 31	32 34	35 37	38 40	41 43	44 46	47 49	50 52	53 55	56 147	Total
5/3/11	0	0	0	1	0	0	0	0	0	0	0	0	0	0	0	1
00:15	0	1	0	0	0	1	0	0	0	0	0	0	0	0	0	2
00:30	0	0	0	0	1	0	0	0	0	0	0	0	0	0	0	1
00:45	0	0	0	0	0	0	0	0	0	0	0	0	0	0	0	0
01:00	0	1	0	1	1	1	0	0	0	0	0	0	0	0	0	4
01:15	0	0	0	0	0	0	0	0	0	0	0	0	0	0	0	0
01:30	0	0	0	0	0	0	0	0	0	0	0	0	0	0	0	0
01:45	0	0	0	0	1	0	0	0	0	0	0	0	0	0	0	1
02:00	0	0	0	0	1	0	0	0	0	0	0	0	0	0	0	1
02:15	0	0	0	0	0	0	0	0	0	0	0	0	0	0	0	0
02:30	0	0	0	0	0	0	0	0	0	0	0	0	0	0	0	0
02:45	0	0	0	0	0	0	0	0	0	0	0	0	0	0	0	0
03:00	0	0	0	0	0	0	0	0	0	0	0	0	0	0	0	0
03:15	0	0	0	0	0	0	0	0	0	0	0	0	0	0	0	0
03:30	0	0	0	0	0	0	0	0	0	0	0	0	0	0	0	0
03:45	0	0	0	0	0	0	0	0	0	0	0	0	0	0	0	0
04:00	0	0	0	0	0	0	0	0	0	0	0	0	0	0	0	0
04:15	0	0	0	0	1	0	0	0	0	0	0	0	0	0	0	1
04:30	0	0	1	0	0	0	0	0	0	0	0	0	0	0	0	1
04:45	0	0	0	0	0	0	0	0	0	0	0	0	0	0	0	0
05:00	0	0	1	0	1	0	0	0	0	0	0	0	0	0	0	2
05:15	0	0	0	0	0	1	0	0	0	0	0	0	0	0	0	1
05:30	0	1	0	0	0	0	0	0	0	0	0	0	0	0	0	1
05:45	0	0	0	0	0	0	0	0	0	0	0	0	0	0	0	0
06:00	0	1	0	0	0	1	0	0	0	0	0	0	0	0	0	2
06:15	0	0	0	0	0	0	0	0	0	0	0	0	0	0	0	0
06:30	0	0	0	0	0	0	1	2	0	0	0	0	0	0	0	3
06:45	0	0	0	1	0	0	0	0	0	0	0	0	0	0	0	1
07:00	0	0	0	1	1	0	1	3	1	0	0	0	0	0	0	7
07:15	0	1	0	1	4	0	0	1	0	0	0	0	0	0	0	7
07:30	0	0	0	0	1	1	1	0	1	1	0	0	0	0	0	5
07:45	0	0	0	0	0	0	0	0	1	0	0	0	0	0	0	1
08:00	0	1	0	1	5	1	1	1	2	1	0	0	0	0	0	13
08:15	0	0	1	0	1	0	0	0	0	0	0	0	0	0	0	2
08:30	5	0	0	0	8	0	13	0	0	0	0	0	0	0	0	26
08:45	0	0	0	0	1	2	2	0	0	0	0	0	0	0	0	5
09:00	0	0	1	1	0	0	0	0	0	0	0	0	0	0	0	3
09:15	5	0	2	1	10	2	15	0	0	1	0	0	0	0	0	36
09:30	0	0	1	1	0	0	0	0	0	0	0	0	0	0	0	2
09:45	0	0	0	1	1	2	0	0	0	0	0	0	0	0	0	4
10:00	1	0	0	3	0	1	0	0	0	0	0	0	0	0	0	4
10:15	0	0	1	5	1	3	0	0	0	0	0	0	1	0	0	12
10:30	0	0	0	0	0	0	0	0	0	0	0	0	0	0	0	0
10:45	0	0	0	2	0	0	0	0	0	0	1	0	0	0	0	3
11:00	0	0	1	1	2	0	1	0	0	0	0	0	0	0	0	5
11:15	0	0	0	0	0	1	0	0	0	0	0	0	0	0	0	1
11:30	0	0	1	3	2	1	1	0	0	0	1	0	0	0	0	9
11:45	0	0	0	1	0	0	0	0	0	0	0	0	0	0	0	1
12:00	0	0	0	1	0	0	0	0	0	0	0	0	0	0	0	1
12:15	0	0	0	1	0	0	0	0	0	0	0	0	0	0	0	1
12:30	0	0	0	1	1	1	0	0	0	0	0	0	0	0	0	3
12:45	1	1	1	0	0	0	0	0	0	0	0	0	0	0	0	3
Total	1	1	1	3	1	1	0	0	0	0	0	0	0	0	0	8
Total	7	4	6	15	23	10	18	4	3	2	1	0	1	0	0	94

Traffic Survey Specialists, Inc.

West Park, Florida
 Broward
 Harvard Road SE of Sutton Road

624 Gardenia Terrace, Delray Beach, Florida 33444
 Phone (561) 272-3255 Fax (561) 272-4381

050214T
 Site Code: 00000050214
 Station ID: 000058410190
 Date Start: 03-May-11
 Date End: 04-May-11

Eastbound

Start Time	0 10	11 15	16 20	21 25	26 28	29 31	32 34	35 37	38 40	41 43	44 46	47 49	50 52	53 55	56 147	Total
12 PM	0	0	1	0	1	1	0	0	0	0	0	0	0	0	0	3
12:15	0	0	1	1	0	0	1	1	0	0	0	0	0	0	0	4
12:30	0	2	0	1	0	1	0	0	0	0	0	0	0	0	0	4
12:45	0	0	0	0	1	0	1	0	1	0	0	0	0	0	0	3
13:00	0	2	2	2	2	2	2	1	1	0	0	0	0	0	0	14
13:15	0	0	1	1	0	0	0	0	0	0	0	0	0	0	0	2
13:30	0	0	0	1	1	0	0	0	0	0	0	0	0	0	0	2
13:45	0	0	0	0	3	0	0	1	0	0	0	0	0	0	0	4
14:00	0	0	0	0	0	0	0	1	0	0	0	0	0	0	0	1
14:15	0	0	1	2	4	0	0	2	0	0	0	0	0	0	0	9
14:30	0	0	0	1	0	1	0	0	0	0	0	0	0	0	0	2
14:45	0	0	0	0	2	0	0	0	0	0	0	0	0	0	0	2
15:00	0	2	1	1	3	3	0	2	0	0	0	0	0	0	0	12
15:15	0	0	0	2	0	0	1	0	1	0	0	0	0	0	0	4
15:30	0	0	0	1	1	0	0	0	0	0	0	0	0	0	0	2
15:45	0	0	2	1	0	1	0	0	0	0	0	0	0	0	0	4
16:00	0	2	0	1	1	1	0	3	0	0	0	0	0	0	0	8
16:15	0	2	2	5	2	2	1	3	1	0	0	0	0	0	0	18
16:30	0	1	0	1	2	0	0	1	0	0	0	1	0	0	0	6
16:45	0	0	0	0	1	0	0	0	0	0	0	0	0	0	0	1
17:00	1	0	0	1	0	1	1	0	0	0	1	0	0	0	0	2
17:15	1	1	0	2	3	1	1	2	0	0	1	1	0	0	0	13
17:30	0	0	0	0	1	1	0	0	0	0	0	0	0	0	0	2
17:45	0	0	0	1	0	0	1	0	0	0	0	0	0	0	0	2
18:00	0	0	0	1	0	0	3	1	0	0	0	0	0	0	0	5
18:15	0	0	0	0	1	1	1	0	0	2	0	0	0	0	0	5
18:30	0	0	0	2	2	0	1	1	0	0	0	0	0	0	0	6
18:45	0	0	0	0	0	1	0	0	0	0	0	0	0	0	0	1
19:00	0	0	0	0	0	0	2	1	0	0	0	0	0	0	0	3
19:15	0	0	1	3	2	2	1	3	2	1	0	0	0	0	0	15
19:30	0	0	0	0	0	1	0	0	0	0	0	0	0	0	0	1
19:45	0	0	1	1	0	1	0	0	0	0	0	0	0	0	0	3
20:00	0	0	0	0	0	3	0	0	1	0	0	0	0	0	0	6
20:15	0	0	0	0	0	1	0	0	0	0	0	0	0	0	0	1
20:30	0	0	0	1	0	0	0	0	0	0	0	0	0	0	0	1
20:45	0	0	1	0	0	1	1	1	1	0	0	0	0	0	0	4
21:00	0	0	0	0	0	1	0	0	1	0	0	0	0	0	0	2
21:15	0	0	1	1	0	2	1	1	2	0	0	0	0	0	0	8
21:30	0	0	0	0	0	0	1	0	1	0	0	0	0	0	0	2
21:45	0	0	0	0	0	1	0	0	1	0	0	0	0	0	0	2
22:00	0	0	1	1	0	0	0	0	0	0	0	0	0	0	0	2
22:15	0	0	1	1	0	2	1	1	2	0	0	0	0	0	0	8
22:30	0	0	0	0	0	0	1	0	0	0	0	0	0	0	0	1
22:45	0	1	0	0	1	0	0	0	0	0	0	0	0	0	0	2
23:00	0	0	0	0	1	0	0	0	0	0	0	0	0	0	0	1
23:15	0	0	0	0	0	0	0	0	0	0	0	0	0	0	0	0
23:30	0	0	0	0	0	0	0	0	0	0	0	0	0	0	0	0
23:45	0	0	0	0	0	0	0	0	0	0	0	0	0	0	0	0
Total	0	0	1	1	0	0	0	0	0	0	0	0	0	0	0	2
Total	1	8	11	21	20	19	14	15	9	3	1	1	0	0	0	123
Total	8	12	17	36	43	29	32	19	12	5	2	1	1	0	0	217

Stats
 15th Percentile : 19 MPH
 50th Percentile : 28 MPH
 85th Percentile : 35 MPH
 95th Percentile : 40 MPH

Mean Speed(Average) : 28 MPH
 10 MPH Pace Speed : 25-34 MPH
 Number in Pace : 112
 Percent in Pace : 51.6%
 Number of Vehicles > 31 MPH : 72
 Percent of Vehicles > 31 MPH : 33.2%

Traffic Survey Specialists, Inc.

624 Gardenia Terrace, Delray Beach, Florida 33444

Phone (561) 272-3255 Fax (561) 272-4381

West Park, Florida
Broward
Harvard Road SE of Sutton Road

050214T
Site Code: 00000050214
Station ID: 000058410190
Date Start: 03-May-11
Date End: 04-May-11

Westbound

Start Time	010	1115	1620	2125	2628	2931	3234	3537	3840	4143	4446	4749	5052	5355	56147	Total
5/3/11	0	0	0	0	0	0	0	0	0	0	0	0	0	0	0	0
00:15	0	0	0	0	0	0	0	0	0	0	0	0	0	0	0	0
00:30	0	0	0	0	0	0	0	0	0	0	0	0	0	0	0	0
00:45	0	0	0	0	0	0	0	0	0	0	0	0	0	0	0	0
01:00	0	0	0	0	0	0	0	0	0	0	0	0	0	0	0	0
01:15	0	0	0	0	0	0	0	0	0	0	0	0	0	0	0	0
01:30	0	0	0	0	0	0	0	0	0	0	0	0	0	0	0	0
01:45	0	0	0	0	0	0	0	0	0	0	0	0	0	0	0	0
02:00	0	0	0	0	0	0	0	0	0	0	0	0	0	0	0	0
02:15	0	0	0	0	0	0	0	0	0	0	0	0	0	0	0	0
02:30	0	0	0	0	0	0	0	0	0	0	0	0	0	0	0	0
02:45	0	0	0	0	0	0	0	0	0	0	0	0	0	0	0	0
03:00	0	0	0	0	0	0	0	0	0	0	0	0	0	0	0	0
03:15	0	0	0	0	0	0	0	0	0	0	0	0	0	0	0	0
03:30	0	0	0	0	0	0	0	0	0	0	0	0	0	0	0	0
03:45	0	0	0	0	0	0	0	0	0	0	0	0	0	0	0	0
04:00	0	0	0	0	0	0	0	0	0	0	0	0	0	0	0	0
04:15	0	0	0	1	0	0	0	0	0	0	0	0	0	0	0	1
04:30	0	0	0	0	1	0	0	0	0	0	0	0	0	0	0	1
04:45	0	0	0	0	0	0	0	0	0	0	0	0	0	0	0	0
05:00	0	0	0	1	1	0	0	0	0	0	0	0	0	0	0	2
05:15	0	0	0	1	0	0	0	0	0	0	0	0	0	0	0	1
05:30	0	0	0	0	0	0	0	0	0	0	0	0	0	0	0	0
05:45	0	0	0	0	0	0	0	0	0	0	0	0	0	0	0	0
06:00	0	0	0	1	0	0	0	0	0	0	0	0	0	0	0	1
06:15	0	1	0	0	0	0	0	0	0	0	0	0	0	0	0	1
06:30	0	0	0	0	0	0	0	0	0	0	0	0	0	0	0	0
06:45	0	0	0	1	0	0	1	0	1	0	0	0	0	0	0	3
07:00	0	1	0	1	0	0	1	0	1	0	0	0	0	0	0	4
07:15	0	0	0	0	0	1	2	3	0	1	0	2	0	0	0	3
07:30	0	0	0	0	0	0	0	1	1	2	0	0	0	0	0	4
07:45	0	0	1	0	0	0	3	1	3	0	1	0	0	0	0	9
08:00	0	0	1	0	1	2	6	2	6	4	3	0	0	0	0	25
08:15	0	0	0	1	0	0	0	0	0	0	0	0	0	0	0	1
08:30	9	0	1	1	5	0	13	0	0	1	0	0	0	0	0	30
08:45	0	0	0	0	0	0	1	1	0	0	0	0	0	0	0	3
09:00	0	1	0	2	0	0	0	3	0	0	0	0	0	0	0	6
09:15	9	1	1	4	5	0	14	4	1	1	0	0	0	0	0	40
09:30	0	0	1	0	0	0	0	1	1	0	0	0	0	0	0	3
09:45	0	0	0	1	0	0	0	0	0	0	0	0	0	0	0	1
10:00	0	0	0	1	0	2	0	1	1	0	0	0	0	0	0	6
10:15	0	0	0	0	0	0	1	0	0	0	0	0	0	0	0	1
10:30	1	0	0	1	1	0	0	0	0	0	0	0	0	0	0	3
10:45	1	1	0	1	1	0	0	0	0	0	0	0	0	0	0	4
11:00	0	0	0	2	1	0	0	2	0	0	0	0	0	0	0	5
11:15	2	1	0	4	3	0	1	2	0	0	0	0	0	0	0	13
11:30	0	0	0	0	0	0	0	0	0	0	0	0	0	0	0	0
11:45	1	0	0	0	1	0	0	1	0	0	0	0	0	0	0	3
Total	0	1	1	0	1	0	0	0	0	0	0	0	0	0	0	3
	1	1	1	1	2	0	0	1	0	0	0	0	0	0	0	7
	12	4	4	13	12	4	22	10	9	5	3	0	0	0	0	98

Traffic Survey Specialists, Inc.

624 Gardenia Terrace, Delray Beach, Florida 33444

Phone (561) 272-3255 Fax (561) 272-4381

West Park, Florida
Broward
Harvard Road SE of Sutton Road

050214T
Site Code: 000000050214
Station ID: 000058410190
Date Start: 03-May-11
Date End: 04-May-11

Westbound

Start Time	010	1115	1620	2125	2628	2931	3234	3537	3840	4143	4446	4749	5052	5355	56147	Total
12 PM	0	1	0	0	2	0	0	0	1	0	0	0	0	0	0	4
12:15	0	1	0	1	1	0	0	0	1	0	0	0	0	0	0	4
12:30	0	0	1	2	0	0	0	0	0	0	0	0	0	0	0	3
12:45	0	0	0	2	0	0	0	0	0	0	0	0	0	0	0	2
13:00	0	2	1	5	3	0	0	0	2	0	0	0	0	0	0	13
13:15	0	1	0	1	0	0	0	0	1	0	0	0	0	0	0	3
13:30	0	0	0	0	1	1	0	0	0	0	0	0	0	0	0	2
13:45	0	0	1	1	0	0	0	0	0	0	0	0	0	0	0	2
14:00	0	0	0	0	1	2	0	0	0	0	0	0	0	0	0	3
14:15	0	1	1	2	2	3	0	0	1	0	0	0	0	0	0	10
14:30	0	0	1	0	1	0	2	1	0	0	0	0	0	0	0	5
14:45	0	3	0	0	0	1	1	0	0	0	0	0	0	0	0	5
15:00	0	0	1	0	3	1	0	0	0	0	0	0	0	0	0	5
15:15	0	0	1	0	0	0	0	0	0	0	0	0	0	0	0	1
15:30	0	3	3	0	4	2	3	1	0	0	0	0	0	0	0	16
15:45	0	0	1	0	0	0	0	0	0	2	0	0	0	0	0	3
16:00	0	0	0	0	1	1	0	0	0	0	0	0	0	0	0	2
16:15	0	1	0	1	0	1	0	0	0	0	0	0	0	0	0	3
16:30	0	0	1	1	1	0	0	1	0	1	0	0	0	0	0	5
16:45	0	0	1	1	1	0	0	1	0	1	0	0	0	0	0	5
17:00	0	1	2	2	2	2	0	1	0	3	0	0	0	0	0	13
17:15	0	0	1	1	0	1	0	0	0	0	0	0	0	0	0	3
17:30	0	0	2	0	0	2	1	1	0	0	0	1	0	0	0	7
17:45	0	0	0	0	0	0	0	0	0	0	0	0	0	0	0	0
18:00	2	0	0	3	2	0	1	1	3	0	0	0	0	0	0	12
18:15	2	0	3	4	2	3	2	2	3	0	0	1	0	0	0	22
18:30	0	0	1	0	1	0	0	1	1	0	0	0	0	0	0	4
18:45	0	0	1	0	1	0	0	1	0	0	0	0	0	0	0	3
19:00	0	0	1	1	0	0	1	0	0	0	0	0	0	0	0	3
19:15	0	0	0	0	0	0	0	0	0	0	0	0	0	0	0	0
19:30	0	0	0	0	0	0	0	0	0	0	0	0	1	0	0	1
19:45	0	0	0	0	0	1	0	2	2	0	0	1	0	0	0	6
20:00	0	0	2	1	1	1	1	3	3	0	0	1	1	0	0	14
20:15	0	1	0	0	0	1	1	0	0	0	0	0	0	0	0	3
20:30	0	0	0	0	0	1	1	1	0	0	1	1	0	0	0	5
20:45	0	0	0	0	0	1	0	0	0	0	0	0	0	0	0	1
21:00	0	0	0	0	0	0	0	0	0	0	0	0	0	0	0	0
21:15	0	1	0	0	0	3	2	1	0	0	1	1	0	0	0	9
21:30	0	1	0	0	1	0	0	2	0	0	0	0	0	0	0	4
21:45	0	0	0	0	0	1	0	0	0	0	0	0	0	0	0	1
22:00	0	0	0	0	0	0	0	1	0	1	0	0	0	0	0	2
22:15	0	0	0	0	0	0	0	0	0	0	0	0	0	0	0	0
22:30	0	0	0	0	0	1	0	0	0	0	0	0	0	0	0	1
22:45	0	0	0	0	0	0	0	0	0	0	0	0	0	0	0	0
23:00	0	0	0	1	3	0	0	0	0	0	0	0	0	0	0	4
23:15	0	0	2	0	0	1	0	0	0	0	0	0	0	0	0	3
23:30	0	0	0	0	0	0	1	0	0	0	0	0	0	0	0	1
23:45	0	0	0	0	0	0	0	0	0	0	0	0	0	0	0	0
Total	2	9	14	18	21	17	9	11	11	6	1	3	1	0	0	123
Total Stats	14	13	18	31	33	21	31	21	20	11	4	3	1	0	0	221

15th Percentile : 17 MPH
50th Percentile : 29 MPH
85th Percentile : 38 MPH
95th Percentile : 42 MPH

Mean Speed(Average) : 28 MPH
10 MPH Pace Speed : 25-34 MPH
Number in Pace : 92
Percent in Pace : 41.6%
Number of Vehicles > 31 MPH : 91
Percent of Vehicles > 31 MPH : 41.2%

Traffic Survey Specialists, Inc.

624 Gardenia Terrace, Delray Beach, Florida 33444

Phone (561) 272-3255 Fax (561) 272-4381

West Park, Florida
Broward
Harvard Road SE of Sutton Road

050214T
Site Code: 00000050214
Station ID: 000058410190
Date Start: 03-May-11
Date End: 04-May-11

Eastbound, Westbound

Start Time	0 10	11 15	16 20	21 25	26 28	29 31	32 34	35 37	38 40	41 43	44 46	47 49	50 52	53 55	56 147	Total
5/3/11	0	0	0	1	0	0	0	0	0	0	0	0	0	0	0	1
00:15	0	1	0	0	0	1	0	0	0	0	0	0	0	0	0	2
00:30	0	0	0	0	1	0	0	0	0	0	0	0	0	0	0	1
00:45	0	0	0	0	0	0	0	0	0	0	0	0	0	0	0	0
01:00	0	1	0	1	1	1	0	0	0	0	0	0	0	0	0	4
01:15	0	0	0	0	0	0	0	0	0	0	0	0	0	0	0	0
01:30	0	0	0	0	0	0	0	0	0	0	0	0	0	0	0	0
01:45	0	0	0	0	1	0	0	0	0	0	0	0	0	0	0	1
02:00	0	0	0	0	1	0	0	0	0	0	0	0	0	0	0	1
02:15	0	0	0	0	0	0	0	0	0	0	0	0	0	0	0	0
02:30	0	0	0	0	0	0	0	0	0	0	0	0	0	0	0	0
02:45	0	0	0	0	0	0	0	0	0	0	0	0	0	0	0	0
03:00	0	0	0	0	0	0	0	0	0	0	0	0	0	0	0	0
03:15	0	0	0	0	0	0	0	0	0	0	0	0	0	0	0	0
03:30	0	0	0	0	0	0	0	0	0	0	0	0	0	0	0	0
03:45	0	0	0	0	0	0	0	0	0	0	0	0	0	0	0	0
04:00	0	0	0	0	0	0	0	0	0	0	0	0	0	0	0	0
04:15	0	0	0	1	1	0	0	0	0	0	0	0	0	0	0	2
04:30	0	0	1	0	1	0	0	0	0	0	0	0	0	0	0	2
04:45	0	0	0	0	0	0	0	0	0	0	0	0	0	0	0	0
05:00	0	0	1	1	2	0	0	0	0	0	0	0	0	0	0	4
05:15	0	0	0	0	0	1	0	0	0	0	0	0	0	0	0	1
05:30	0	0	0	1	0	0	0	0	0	0	0	0	0	0	0	1
05:45	0	1	0	0	0	0	0	0	0	0	0	0	0	0	0	1
06:00	0	0	0	0	0	0	0	0	0	0	0	0	0	0	0	0
06:15	0	1	0	1	0	1	0	0	0	0	0	0	0	0	0	3
06:30	0	0	0	0	1	0	1	2	0	0	0	0	0	0	0	3
06:45	0	0	0	2	0	0	1	0	1	0	0	0	0	0	0	4
07:00	0	1	0	2	1	0	2	3	2	0	0	0	0	0	0	11
07:15	0	0	0	0	0	0	0	0	1	2	0	0	0	0	0	3
07:30	0	1	0	1	5	2	3	1	1	0	2	0	0	0	0	16
07:45	0	0	0	0	1	1	1	1	2	3	0	0	0	0	0	9
08:00	0	0	1	1	0	0	3	1	4	0	1	0	0	0	0	10
08:15	0	1	1	1	6	3	7	3	8	5	3	0	0	0	0	38
08:30	0	0	1	1	1	0	0	0	0	0	0	0	0	0	0	3
08:45	14	0	1	1	13	0	26	0	0	1	0	0	0	0	0	56
09:00	0	0	0	0	1	2	3	1	1	0	0	0	0	0	0	8
09:15	0	1	1	3	0	0	0	3	0	1	0	0	0	0	0	9
09:30	14	1	3	5	15	2	29	4	1	2	0	0	0	0	0	76
09:45	0	0	2	1	0	0	0	1	1	0	0	0	0	0	0	5
10:00	0	0	0	2	1	2	0	0	0	0	0	0	0	0	0	5
10:15	1	0	0	3	1	0	0	0	0	0	0	0	0	0	0	3
10:30	1	1	1	2	3	0	1	0	0	0	0	0	0	0	0	6
10:45	0	0	0	2	1	1	0	2	0	0	0	0	0	0	0	9
11:00	2	1	1	7	5	1	2	2	0	0	1	0	0	0	0	22
11:15	0	0	0	1	0	0	0	0	0	0	0	0	0	0	0	1
11:30	1	0	0	1	1	0	0	1	0	0	0	0	0	0	0	4
11:45	0	0	0	2	1	1	0	0	0	0	0	0	0	0	0	4
	1	2	2	0	1	0	0	0	0	0	0	0	0	0	0	6
	2	2	2	4	3	1	0	1	0	0	0	0	0	0	0	15
Total	19	8	10	28	35	14	40	14	12	7	4	0	1	0	0	192

Traffic Survey Specialists, Inc.

624 Gardenia Terrace, Delray Beach, Florida 33444

Phone (561) 272-3255 Fax (561) 272-4381

West Park, Florida
Broward
Harvard Road SE of Sutton Road

050214T
Site Code: 000000050214
Station ID: 000058410190
Date Start: 03-May-11
Date End: 04-May-11

Eastbound, Westbound

Start Time	010	1115	1620	2125	2628	2931	3234	3537	3840	4143	4446	4749	5052	5355	56147	Total
12 PM	0	1	1	0	3	1	0	0	1	0	0	0	0	0	0	7
12:15	0	1	1	2	1	0	1	1	1	0	0	0	0	0	0	8
12:30	0	2	1	3	0	1	0	0	0	0	0	0	0	0	0	7
12:45	0	0	0	2	1	0	1	0	1	0	0	0	0	0	0	5
13:00	0	4	3	7	5	2	2	1	3	0	0	0	0	0	0	27
13:15	0	1	1	2	0	0	0	0	1	0	0	0	0	0	0	5
13:30	0	0	0	1	2	1	0	0	0	0	0	0	0	0	0	4
13:45	0	0	1	1	3	0	0	1	0	0	0	0	0	0	0	6
14:00	0	0	0	0	1	2	0	1	0	0	0	0	0	0	0	4
14:15	0	1	2	4	6	3	0	2	1	0	0	0	0	0	0	19
14:30	0	0	1	1	1	1	2	1	0	0	0	0	0	0	0	7
14:45	0	3	0	0	2	1	1	0	0	0	0	0	0	0	0	7
15:00	0	2	2	0	3	2	0	1	0	0	0	0	0	0	0	10
15:15	0	0	1	0	1	1	0	1	0	0	0	0	0	0	0	4
15:30	0	5	4	1	7	5	3	3	0	0	0	0	0	0	0	28
15:45	0	0	1	2	0	0	1	0	1	2	0	0	0	0	0	7
16:00	0	0	0	1	2	1	0	0	0	0	0	0	0	0	0	4
16:15	0	1	2	2	0	2	0	0	0	0	0	0	0	0	0	7
16:30	0	2	1	2	2	1	0	4	0	1	0	0	0	0	0	13
16:45	0	3	4	7	4	4	1	4	1	3	0	0	0	0	0	31
17:00	0	1	1	2	2	1	0	1	0	0	0	1	0	0	0	9
17:15	0	0	2	0	1	2	1	1	0	0	0	0	1	0	0	8
17:30	0	0	0	0	0	0	0	1	0	0	1	0	0	0	0	2
17:45	3	0	0	4	2	1	2	1	3	0	0	0	0	0	0	16
18:00	3	1	3	6	5	4	3	4	3	0	1	2	0	0	0	35
18:15	0	0	1	0	2	1	0	1	1	0	0	0	0	0	0	6
18:30	0	0	1	2	0	0	2	0	0	0	0	0	0	0	0	5
18:45	0	0	0	1	0	0	3	1	0	0	0	0	1	0	0	6
19:00	0	0	0	0	1	2	1	2	2	2	0	1	0	0	0	11
19:15	0	0	2	3	3	3	6	4	3	2	0	1	1	0	0	28
19:30	0	1	1	1	0	2	1	0	1	1	0	0	0	0	0	8
19:45	0	0	0	2	2	1	2	2	0	0	1	1	0	0	0	11
20:00	0	0	0	0	0	2	0	0	0	0	0	0	0	0	0	2
20:15	0	0	0	0	0	0	0	2	1	0	0	0	0	0	0	3
20:30	0	1	1	3	2	5	3	4	2	1	1	1	0	0	0	24
20:45	0	1	0	0	1	1	0	2	0	0	0	0	0	0	0	5
21:00	0	1	0	1	0	2	0	0	0	0	0	0	0	0	0	4
21:15	0	0	1	1	0	2	0	0	0	0	0	0	0	0	0	4
21:30	0	0	0	0	0	1	0	1	0	1	0	0	0	0	0	3
21:45	0	0	0	0	0	0	0	0	1	0	0	0	0	0	0	3
22:00	0	1	1	1	1	4	0	3	1	1	0	0	0	0	0	13
22:15	0	0	0	0	0	1	0	0	0	0	0	0	0	0	0	1
22:30	0	0	0	1	1	0	0	0	0	0	0	0	0	0	0	2
22:45	0	0	1	1	1	0	1	1	0	0	0	0	0	0	0	6
23:00	0	0	0	0	1	1	0	0	1	0	0	0	0	0	0	3
23:15	0	0	2	0	0	1	1	0	1	0	0	0	0	0	0	5
23:30	0	0	0	0	0	1	1	0	1	0	0	0	0	0	0	3
23:45	0	0	1	1	0	0	0	0	0	1	0	0	0	0	0	3
Total	3	17	25	39	41	36	23	26	20	9	2	4	1	0	0	246
Total Stats	22	25	35	67	76	50	63	40	32	16	6	4	2	0	0	438

15th Percentile : 18 MPH
50th Percentile : 28 MPH
85th Percentile : 37 MPH
95th Percentile : 41 MPH

Mean Speed(Average) : 28 MPH
10 MPH Pace Speed : 25-34 MPH
Number in Pace : 203
Percent in Pace : 46.3%
Number of Vehicles > 31 MPH : 163
Percent of Vehicles > 31 MPH : 37.2%

Traffic Survey Specialists, Inc.

West Park, Florida
 Broward
 SW 58 Ter bet Harvard Rd & Clifton Rd

624 Gardenia Terrace, Delray Beach, Florida 33444
 Phone (561) 272-3255 Fax (561) 272-4381

050215T
 Site Code: 00000050215
 Station ID: 009538020075
 Date Start: 03-May-11
 Date End: 04-May-11

Northbound

Start Time	0 10	11 15	16 20	21 25	26 28	29 31	32 34	35 37	38 40	41 43	44 46	47 49	50 52	53 55	56 147	Total
5/3/11	0	0	0	0	0	0	0	0	0	0	0	0	0	0	0	0
00:15	0	0	0	0	1	0	0	0	0	0	1	0	0	0	0	2
00:30	0	0	0	0	0	0	0	0	0	0	0	0	0	0	0	0
00:45	0	0	0	0	1	1	0	0	1	0	0	0	0	0	0	3
01:00	0	0	0	0	2	1	0	0	1	0	1	0	0	0	0	5
01:15	0	0	0	0	0	0	0	0	0	0	0	0	0	0	0	0
01:30	0	0	0	0	0	0	0	0	0	0	0	0	0	0	0	0
01:45	0	0	0	0	0	0	1	0	0	0	0	0	0	0	0	1
02:00	0	0	0	0	0	0	1	0	0	0	0	0	0	0	0	1
02:15	0	0	0	0	0	0	0	0	0	0	0	0	0	0	0	0
02:30	0	0	0	0	0	0	0	0	0	0	0	0	0	0	0	0
02:45	0	0	0	0	0	0	0	0	0	0	0	0	0	0	0	0
03:00	0	0	0	1	0	0	0	0	0	0	0	0	0	0	0	1
03:15	0	0	0	0	0	0	0	0	0	0	0	0	0	0	0	0
03:30	0	0	0	0	0	0	0	0	0	0	0	0	0	0	0	0
03:45	0	0	0	0	0	0	0	0	0	0	0	0	0	0	0	0
04:00	0	0	0	0	0	0	0	0	0	0	0	0	0	0	0	0
04:15	0	0	0	0	0	0	0	0	1	0	0	0	0	0	0	1
04:30	0	0	0	0	0	0	0	0	0	0	0	0	0	0	0	0
04:45	0	0	0	0	0	0	0	0	0	0	0	0	0	0	0	0
05:00	0	0	0	0	0	0	0	0	1	0	0	0	0	0	0	1
05:15	0	0	0	0	0	0	0	0	0	0	0	0	0	0	0	0
05:30	0	0	0	1	1	0	0	0	0	0	0	0	0	0	0	2
05:45	0	0	0	0	0	0	0	0	0	0	0	0	0	0	0	0
06:00	0	0	0	1	1	0	0	0	0	0	0	0	0	0	0	2
06:15	0	1	1	0	0	0	0	0	0	0	0	0	0	0	0	2
06:30	1	0	0	0	2	2	0	0	0	0	0	0	0	0	0	4
06:45	1	0	0	0	0	0	0	0	0	0	0	0	0	0	0	1
07:00	1	1	1	0	3	2	0	0	0	0	0	0	0	0	0	8
07:15	0	0	0	1	0	0	0	0	0	0	0	0	0	0	0	1
07:30	0	0	0	0	1	1	1	0	0	0	0	0	0	0	0	3
07:45	1	2	0	0	0	1	0	0	0	0	0	0	0	0	0	4
08:00	0	0	0	1	0	0	0	0	0	0	0	0	0	0	0	1
08:15	1	2	0	2	1	2	1	0	0	0	0	0	0	0	0	9
08:30	0	0	0	0	1	1	0	0	0	0	0	0	0	0	0	2
08:45	0	0	0	0	0	0	1	0	0	0	0	0	0	0	0	1
09:00	0	0	0	2	2	2	1	0	0	0	0	0	0	0	0	7
09:15	0	0	0	0	0	0	0	0	0	0	0	0	0	0	0	0
09:30	0	0	1	0	1	0	0	0	0	0	0	0	0	0	0	2
09:45	0	0	0	0	0	1	0	0	0	0	0	0	0	0	0	1
10:00	0	0	0	0	0	0	0	0	0	0	0	0	0	0	0	0
10:15	0	0	1	0	1	1	0	0	0	0	0	0	0	0	0	3
10:30	0	1	0	0	3	0	1	0	0	0	0	0	0	0	0	5
10:45	0	0	0	1	2	1	0	0	0	0	0	0	0	0	0	4
11:00	0	0	0	2	2	1	2	0	0	0	0	0	0	0	0	7
11:15	0	1	0	3	8	2	3	0	0	0	0	0	0	0	0	17
11:30	0	0	0	0	2	1	0	0	0	0	0	0	0	0	0	3
11:45	0	0	0	2	2	0	1	0	0	0	0	0	0	0	0	3
12:00	1	0	0	1	0	2	0	0	0	0	0	0	0	0	0	4
12:15	0	0	0	1	1	0	0	0	0	0	0	0	0	0	0	2
12:30	1	0	0	2	5	3	1	0	0	0	0	0	0	0	0	12
Total	3	4	2	11	23	13	7	0	2	0	1	0	0	0	0	66

Traffic Survey Specialists, Inc.

West Park, Florida
 Broward
 SW 58 Ter bet Harvard Rd & Clifton Rd

624 Gardenia Terrace, Delray Beach, Florida 33444
 Phone (561) 272-3255 Fax (561) 272-4381

050215T
 Site Code: 00000050215
 Station ID: 009538020075
 Date Start: 03-May-11
 Date End: 04-May-11

Northbound

Start Time	0 10	11 15	16 20	21 25	26 28	29 31	32 34	35 37	38 40	41 43	44 46	47 49	50 52	53 55	56 147	Total
12 PM	0	0	0	0	0	0	0	0	0	0	0	0	0	0	0	0
12:15	0	0	0	0	0	2	0	0	0	1	0	0	0	0	0	3
12:30	0	0	0	0	1	2	0	0	0	0	0	0	0	0	0	3
12:45	0	0	0	0	0	1	0	0	1	0	0	0	0	0	0	2
13:00	0	0	0	0	1	5	0	0	1	1	0	0	0	0	0	8
13:15	0	0	0	1	0	2	0	0	0	0	0	1	0	0	0	4
13:30	0	0	0	0	0	2	0	1	0	0	0	0	0	0	0	3
13:45	0	1	0	0	1	0	0	0	0	0	0	0	0	0	0	2
14:00	0	1	0	1	1	5	0	1	0	0	0	1	0	0	0	10
14:15	0	0	0	1	0	2	0	0	0	0	0	0	0	0	0	9
14:30	0	0	0	0	1	2	0	1	0	0	0	0	0	0	0	4
14:45	0	1	0	0	0	1	0	0	2	0	0	0	0	0	0	4
15:00	0	1	0	3	4	6	1	1	4	0	0	0	0	0	0	20
15:15	1	0	0	1	0	2	0	0	0	1	0	0	0	0	0	5
15:30	0	0	0	0	3	0	0	0	0	0	0	0	0	0	0	3
15:45	0	0	0	0	3	1	1	0	1	0	0	0	0	0	0	6
16:00	1	0	0	2	7	6	2	0	2	1	0	0	0	0	0	21
16:15	0	0	0	0	1	0	1	0	0	0	0	0	0	0	0	2
16:30	0	0	0	1	1	0	1	2	2	0	0	0	0	0	0	7
16:45	0	0	0	1	0	1	3	1	2	0	0	0	0	0	0	8
17:00	0	0	0	0	1	1	1	2	0	0	0	0	0	0	0	5
17:15	0	0	0	2	3	2	6	5	4	0	0	0	0	0	0	22
17:30	0	0	0	2	0	4	1	0	1	0	0	0	0	0	0	8
17:45	0	0	0	1	1	3	0	0	0	0	0	0	0	0	0	5
18:00	0	0	1	6	3	10	2	1	5	2	0	0	0	0	0	30
18:15	0	0	1	0	3	0	0	0	0	1	0	0	0	0	0	5
18:30	0	0	0	1	1	3	1	1	0	0	0	0	0	0	0	7
18:45	0	0	0	0	2	2	0	0	0	0	0	0	0	0	0	4
19:00	0	0	0	0	0	2	1	0	0	0	0	0	0	0	0	3
19:15	0	0	1	1	6	7	2	1	0	1	0	0	0	0	0	19
19:30	0	0	0	1	1	0	0	1	0	0	0	0	0	0	0	3
19:45	0	0	0	0	1	1	2	1	0	0	0	0	0	0	0	5
20:00	0	0	1	0	0	0	1	0	0	0	0	0	0	0	0	5
20:15	0	0	0	3	2	2	4	3	0	0	0	0	0	0	0	15
20:30	0	0	0	0	1	1	1	2	0	0	0	0	0	0	0	5
20:45	0	0	1	0	0	1	0	0	0	0	0	0	0	0	0	2
21:00	0	1	0	1	0	0	0	2	0	0	0	0	1	0	0	5
21:15	0	1	1	1	1	3	2	4	0	0	0	0	0	0	0	14
21:30	0	0	0	2	2	2	1	0	0	0	0	0	0	0	0	7
21:45	0	0	0	1	1	0	2	2	0	0	0	0	0	0	0	6
22:00	0	0	1	0	1	1	0	0	0	0	0	0	0	0	0	3
22:15	0	0	0	1	4	4	5	3	2	0	0	0	0	0	0	19
22:30	0	0	0	1	1	0	0	0	1	0	0	0	0	0	0	3
22:45	0	0	0	0	0	0	0	0	0	0	0	0	0	0	0	2
23:00	0	0	0	0	3	0	1	0	0	0	0	0	0	0	0	4
23:15	0	0	0	0	0	0	0	0	0	0	0	0	0	0	0	0
23:30	0	0	0	2	4	0	2	0	1	0	0	0	0	0	0	9
23:45	0	0	2	0	0	2	0	0	0	0	0	0	0	0	0	4
Total	1	3	7	27	37	55	26	19	17	5	0	2	1	0	0	200
Total Stats	4	7	9	38	60	68	33	19	19	5	1	2	1	0	0	266

15th Percentile : 23 MPH
 50th Percentile : 29 MPH
 85th Percentile : 36 MPH
 95th Percentile : 40 MPH

Mean Speed(Average) : 29 MPH
 10 MPH Pace Speed : 25-34 MPH
 Number in Pace : 169
 Percent in Pace : 63.5%
 Number of Vehicles > 31 MPH : 80
 Percent of Vehicles > 31 MPH : 30.1%

Traffic Survey Specialists, Inc.

624 Gardenia Terrace, Delray Beach, Florida 33444

Phone (561) 272-3255 Fax (561) 272-4381

West Park, Florida
Broward
SW 58 Ter bet Harvard Rd & Clifton Rd

050215T
Site Code: 00000050215
Station ID: 009538020075
Date Start: 03-May-11
Date End: 04-May-11

Southbound

Start Time	0 10	11 15	16 20	21 25	26 28	29 31	32 34	35 37	38 40	41 43	44 46	47 49	50 52	53 55	56 147	Total
5/3/11	0	0	0	1	0	0	0	0	0	0	0	0	0	0	0	1
00:15	0	0	0	0	0	0	0	0	0	2	0	0	0	0	0	2
00:30	0	0	0	0	0	0	0	0	0	0	0	0	0	0	0	0
00:45	0	0	0	0	1	1	0	0	0	0	0	0	0	0	0	2
01:00	0	0	0	1	1	1	0	0	0	2	0	0	0	0	0	5
01:15	0	0	1	1	0	0	0	0	0	0	0	0	0	0	0	2
01:30	0	0	0	1	0	0	1	0	0	0	0	0	0	0	0	2
01:45	0	0	0	0	0	0	0	0	0	0	0	0	0	0	0	0
02:00	0	0	1	2	0	0	2	0	0	0	0	0	0	0	0	5
02:15	0	0	0	0	0	0	0	0	0	0	0	0	0	0	0	0
02:30	0	0	0	0	1	0	0	0	0	0	0	0	0	0	0	1
02:45	0	0	0	0	0	0	0	0	0	0	0	0	0	0	0	0
03:00	0	0	0	0	0	0	0	0	0	0	0	0	0	0	0	0
03:15	0	0	0	0	1	0	0	0	0	0	0	0	0	0	0	1
03:30	0	0	0	0	0	0	0	0	0	0	0	0	0	0	0	0
03:45	0	0	0	0	0	0	0	0	0	0	0	0	0	0	0	0
04:00	0	0	0	0	0	0	0	0	0	0	0	0	0	0	0	0
04:15	0	0	0	0	0	0	0	0	0	0	0	0	0	0	0	0
04:30	0	0	0	0	0	0	0	0	0	0	0	0	0	0	0	0
04:45	0	0	0	0	0	0	0	0	0	0	1	0	0	0	0	1
05:00	0	0	0	0	0	0	0	0	0	0	1	0	0	0	0	1
05:15	0	0	0	1	1	0	0	0	0	0	0	0	0	0	0	2
05:30	0	0	0	1	0	0	0	0	0	0	0	0	0	0	0	1
05:45	0	0	0	0	0	1	0	0	0	0	0	0	0	0	0	1
06:00	0	0	2	1	0	1	0	1	0	0	0	0	0	0	0	5
06:15	0	0	2	3	1	2	0	1	0	0	0	0	0	0	0	9
06:30	0	1	1	1	1	2	0	0	0	0	0	0	0	0	0	5
06:45	0	0	0	0	3	2	1	2	1	0	0	0	0	0	0	4
07:00	0	1	0	1	0	0	2	1	1	0	0	0	0	0	0	9
07:15	0	2	1	3	5	5	3	3	2	0	0	0	0	0	0	24
07:30	0	0	0	1	3	1	1	1	0	0	0	0	0	0	0	7
07:45	0	0	1	0	0	1	1	1	1	1	0	0	0	0	0	6
08:00	0	0	0	0	0	3	0	1	1	0	0	0	0	0	0	5
08:15	0	0	1	4	4	5	3	3	3	1	0	0	0	0	0	24
08:30	0	0	0	1	1	1	2	0	1	0	0	0	0	0	0	6
08:45	0	0	0	2	0	0	1	0	0	0	1	0	0	0	0	4
09:00	0	0	0	0	1	1	0	1	0	0	0	0	0	0	0	3
09:15	0	0	2	0	2	2	2	1	0	0	0	0	0	0	0	9
09:30	0	0	2	3	4	4	5	2	1	0	1	0	0	0	0	22
09:45	0	0	0	3	1	2	0	0	1	0	0	0	0	0	0	7
10:00	0	0	1	1	0	1	0	0	0	0	0	0	0	0	0	3
10:15	0	0	0	1	2	2	0	0	0	0	0	0	0	0	0	5
10:30	0	0	1	2	1	0	0	0	1	0	0	1	0	0	0	7
10:45	0	0	0	2	1	0	0	1	0	0	0	0	0	0	0	5
11:00	1	0	0	1	0	1	0	1	0	0	0	1	0	0	0	21
11:15	0	0	0	8	4	3	2	1	1	0	0	0	0	0	0	7
11:30	0	1	1	2	2	0	1	1	0	0	0	0	0	0	0	4
11:45	0	0	0	1	0	0	3	0	1	0	0	0	0	0	0	5
Total	0	1	2	3	5	2	4	2	2	0	0	0	0	0	0	21
Total	1	3	11	34	28	28	20	14	10	3	2	1	0	0	0	155

Traffic Survey Specialists, Inc.

624 Gardenia Terrace, Delray Beach, Florida 33444

Phone (561) 272-3255 Fax (561) 272-4381

West Park, Florida
Broward
SW 58 Ter bet Harvard Rd & Clifton Rd

050215T
Site Code: 000000050215
Station ID: 009538020075
Date Start: 03-May-11
Date End: 04-May-11

Southbound

Start Time	010	1115	1620	2125	2628	2931	3234	3537	3840	4143	4446	4749	5052	5355	56147	Total
12 PM	0	0	2	3	2	0	1	0	0	0	0	0	0	0	0	8
12:15	0	0	0	0	0	2	1	1	0	0	0	0	0	0	0	4
12:30	0	0	0	0	1	0	1	0	1	0	0	0	0	0	0	3
12:45	0	1	1	0	1	1	0	2	1	0	0	0	0	0	0	7
13:00	0	1	3	3	4	3	3	3	2	0	0	0	0	0	0	22
13:15	0	1	0	0	0	1	0	1	0	0	0	0	0	0	0	3
13:30	0	0	0	1	0	0	2	1	1	0	0	0	0	0	0	5
13:45	0	0	0	2	1	0	0	3	0	0	0	0	0	0	0	6
14:00	0	0	0	2	1	2	2	1	1	0	0	0	0	0	0	9
14:15	0	1	0	5	2	3	4	6	2	0	0	0	0	0	0	23
14:30	0	0	0	0	3	1	1	1	0	0	0	0	0	0	0	6
14:45	0	2	1	6	3	0	2	0	0	0	0	0	0	0	0	14
15:00	0	0	0	2	1	2	1	3	0	0	0	0	0	0	0	9
15:15	0	0	0	0	0	2	0	1	0	0	0	0	0	0	0	3
15:30	0	2	1	8	7	5	4	5	0	0	0	0	0	0	0	32
15:45	0	0	1	1	0	2	0	0	0	1	0	0	0	0	0	5
16:00	0	0	0	4	5	0	3	0	0	0	0	0	0	0	0	12
16:15	0	1	0	2	2	2	0	0	0	1	0	0	0	0	0	8
16:30	0	0	0	1	0	0	1	0	0	0	0	0	0	0	0	2
16:45	0	1	1	8	7	4	4	0	2	0	0	0	0	0	0	27
17:00	1	1	0	2	0	2	1	3	0	0	0	0	0	0	0	10
17:15	0	0	0	3	2	0	7	1	0	1	1	0	0	0	0	15
17:30	0	0	1	2	3	4	0	0	0	0	0	0	0	0	0	10
17:45	0	0	0	2	0	0	0	0	1	0	0	0	0	0	0	3
18:00	1	1	1	9	5	6	8	4	1	1	1	0	0	0	0	38
18:15	0	0	0	2	4	4	1	0	0	0	0	0	0	0	0	11
18:30	0	0	1	3	2	4	1	0	0	0	0	0	0	0	0	11
18:45	1	0	0	1	0	0	1	0	1	0	1	0	0	0	0	5
19:00	0	0	1	0	2	4	1	2	0	0	0	0	0	0	0	10
19:15	1	0	2	6	8	12	4	2	1	0	1	0	0	0	0	37
19:30	0	0	0	4	1	5	1	2	1	0	0	1	0	0	0	15
19:45	0	0	0	1	0	1	1	2	1	0	0	1	0	0	0	7
20:00	0	1	1	1	1	1	0	1	1	0	0	0	0	0	0	7
20:15	0	0	2	1	2	1	2	0	1	0	0	0	0	0	0	9
20:30	0	1	3	7	4	8	4	5	4	0	0	2	0	0	0	38
20:45	0	0	2	3	0	0	2	1	0	0	0	0	0	0	0	8
21:00	0	0	0	0	3	0	1	2	0	0	0	0	0	0	0	6
21:15	0	0	1	1	0	1	1	0	0	1	0	0	0	0	0	5
21:30	0	0	0	5	1	1	2	0	1	0	0	0	0	0	0	10
21:45	0	0	0	1	1	2	0	1	0	0	0	0	0	0	0	10
22:00	0	0	3	9	4	2	6	3	1	1	0	0	0	0	0	29
22:15	0	1	1	2	3	0	0	2	1	0	0	0	0	0	0	10
22:30	0	0	0	3	0	2	0	0	0	0	0	0	0	0	0	5
22:45	0	0	0	1	1	0	1	2	0	0	0	0	0	0	0	5
23:00	0	0	0	2	0	1	0	0	0	0	0	0	0	0	0	3
23:15	0	1	1	8	4	3	1	4	1	0	0	0	0	0	0	23
23:30	0	0	0	0	0	1	0	1	0	0	0	0	0	0	0	2
23:45	1	0	1	3	7	3	1	1	0	1	0	1	0	0	0	19
24:00	0	0	0	0	2	2	0	0	0	0	0	0	0	0	0	4
24:15	0	0	0	0	0	0	0	0	0	0	1	0	0	0	0	1
24:30	0	0	1	0	1	0	0	0	0	0	0	0	0	0	0	2
24:45	0	0	0	0	0	1	0	1	0	0	0	0	0	0	0	2
25:00	0	0	1	0	3	3	0	1	0	0	1	0	0	0	0	9
25:15	0	0	0	0	0	1	0	0	0	0	0	0	0	0	0	1
25:30	0	1	0	0	2	1	0	0	0	0	0	0	0	0	0	4
25:45	0	0	0	2	1	1	2	0	0	0	0	0	0	0	0	6
26:00	0	0	0	0	2	0	0	0	0	0	0	0	0	0	0	2
26:15	0	1	0	2	5	3	2	0	0	0	0	0	0	0	0	13
Total	3	9	17	68	60	55	41	34	12	5	3	3	0	0	0	310
Total Stats	4	12	28	102	88	83	61	48	22	8	5	4	0	0	0	465

15th Percentile : 22 MPH
50th Percentile : 28 MPH
85th Percentile : 36 MPH
95th Percentile : 40 MPH

Mean Speed(Average) : 29 MPH
10 MPH Pace Speed : 22-31 MPH
Number in Pace : 252
Percent in Pace : 54.2%
Number of Vehicles > 31 MPH : 148
Percent of Vehicles > 31 MPH : 31.8%

Traffic Survey Specialists, Inc.

624 Gardenia Terrace, Delray Beach, Florida 33444

Phone (561) 272-3255 Fax (561) 272-4381

West Park, Florida
Broward
SW 58 Ter bet Harvard Rd & Clifton Rd

050215T
Site Code: 00000050215
Station ID: 009538020075
Date Start: 03-May-11
Date End: 04-May-11

Northbound, Southbound

Start Time	010	1115	1620	2125	2628	2931	3234	3537	3840	4143	4446	4749	5052	5355	56147	Total
5/3/11	0	0	0	1	0	0	0	0	0	0	0	0	0	0	0	1
00:15	0	0	0	0	1	0	0	0	0	2	1	0	0	0	0	4
00:30	0	0	0	0	0	0	0	0	0	0	0	0	0	0	0	0
00:45	0	0	0	0	2	2	0	0	1	0	0	0	0	0	0	5
01:00	0	0	0	1	3	2	0	0	1	2	1	0	0	0	0	10
01:15	0	0	1	1	0	0	0	0	0	0	0	0	0	0	0	2
01:30	0	0	0	1	0	0	1	0	0	0	0	0	0	0	0	2
01:45	0	0	0	0	0	0	0	0	0	0	0	0	0	0	0	0
02:00	0	0	0	0	0	0	2	0	0	0	0	0	0	0	0	2
02:15	0	0	1	2	0	0	3	0	0	0	0	0	0	0	0	6
02:30	0	0	0	1	0	0	0	0	0	0	0	0	0	0	0	1
02:45	0	0	0	0	1	0	0	0	0	0	0	0	0	0	0	1
03:00	0	0	0	0	0	0	0	0	0	0	0	0	0	0	0	0
03:15	0	0	0	0	0	0	0	0	0	0	0	0	0	0	0	0
03:30	0	0	0	0	0	0	0	0	0	0	0	0	0	0	0	0
03:45	0	0	0	0	0	0	0	0	0	0	0	0	0	0	0	0
04:00	0	0	0	0	0	0	0	0	0	0	0	0	0	0	0	0
04:15	0	0	0	0	0	0	0	0	1	0	0	0	0	0	0	1
04:30	0	0	0	0	0	0	0	0	0	0	0	0	0	0	0	0
04:45	0	0	0	0	0	0	0	0	0	0	1	0	0	0	0	1
05:00	0	0	0	0	0	0	0	0	1	0	1	0	0	0	0	2
05:15	0	0	0	1	1	0	0	0	0	0	0	0	0	0	0	2
05:30	0	0	0	1	0	0	0	0	0	0	0	0	0	0	0	1
05:45	0	0	0	1	1	1	0	0	0	0	0	0	0	0	0	3
06:00	0	0	2	1	0	1	0	1	0	0	0	0	0	0	0	5
06:15	0	0	2	4	2	2	0	1	0	0	0	0	0	0	0	11
06:30	0	1	2	1	1	2	0	0	0	0	0	0	0	0	0	7
06:45	0	1	0	1	3	3	0	0	0	0	0	0	0	0	0	8
07:00	1	0	0	0	3	2	1	2	1	0	0	0	0	0	0	10
07:15	0	1	0	1	1	0	2	1	1	0	0	0	0	0	0	7
07:30	1	3	2	3	8	7	3	3	2	0	0	0	0	0	0	32
07:45	0	0	0	2	3	1	1	1	0	0	0	0	0	0	0	8
08:00	0	0	1	0	1	2	2	1	1	1	0	0	0	0	0	9
08:15	1	2	0	0	0	4	0	1	1	0	0	0	0	0	0	9
08:30	0	0	0	4	1	0	1	0	1	0	0	0	0	0	0	7
08:45	1	2	1	6	5	7	4	3	3	1	0	0	0	0	0	33
09:00	0	0	0	1	2	2	2	0	1	0	0	0	0	0	0	8
09:15	0	0	0	2	0	0	2	0	0	0	1	0	0	0	0	5
09:30	0	0	0	2	1	0	1	0	0	0	0	0	0	0	0	4
09:45	0	0	2	2	2	3	2	1	0	0	0	0	0	0	0	12
10:00	0	0	2	5	6	6	6	2	1	0	1	0	0	0	0	29
10:15	0	0	0	3	1	2	0	0	1	0	0	0	0	0	0	7
10:30	0	0	2	1	1	1	0	0	0	0	0	0	0	0	0	5
10:45	0	0	0	1	2	3	0	0	0	0	0	0	0	0	0	6
11:00	0	0	1	2	0	1	1	2	0	0	0	0	0	0	0	7
11:15	0	0	3	7	4	7	1	2	1	0	0	0	0	0	0	25
11:30	0	0	0	4	2	1	1	0	0	0	0	0	0	0	0	8
11:45	1	1	0	1	5	2	2	0	0	0	0	0	0	0	0	12
Total	4	7	13	45	51	41	27	14	12	3	3	1	0	0	0	221

Traffic Survey Specialists, Inc.

624 Gardenia Terrace, Delray Beach, Florida 33444

Phone (561) 272-3255 Fax (561) 272-4381

West Park, Florida
Broward
SW 58 Ter bet Harvard Rd & Clifton Rd

050215T
Site Code: 000000050215
Station ID: 009538020075
Date Start: 03-May-11
Date End: 04-May-11

Northbound, Southbound

Start Time	010	1115	1620	2125	2628	2931	3234	3537	3840	4143	4446	4749	5052	5355	56147	Total
12 PM	0	0	2	3	2	0	1	0	0	0	0	0	0	0	0	8
12:15	0	0	0	0	0	4	1	1	0	1	0	0	0	0	0	7
12:30	0	0	0	0	2	2	1	0	1	0	0	0	0	0	0	6
12:45	0	1	1	0	1	2	0	2	2	0	0	0	0	0	0	9
13:00	0	1	3	3	5	8	3	3	3	1	0	0	0	0	0	30
13:15	0	0	0	0	0	2	0	1	0	0	0	0	0	0	0	4
13:30	0	0	0	2	0	2	2	1	1	0	0	1	0	0	0	9
13:45	0	0	0	2	1	2	0	4	0	0	0	0	0	0	0	9
14:00	0	1	0	2	2	2	2	1	1	0	0	0	0	0	0	11
14:15	0	2	0	6	3	8	4	7	2	0	0	1	0	0	0	33
14:30	0	0	0	2	6	2	2	1	2	0	0	0	0	0	0	15
14:45	0	2	1	7	3	2	2	0	0	0	0	0	0	0	0	17
15:00	0	0	0	2	2	4	1	4	0	0	0	0	0	0	0	13
15:15	0	1	0	0	0	3	0	1	2	0	0	0	0	0	0	7
15:30	0	3	1	11	11	11	5	6	4	0	0	0	0	0	0	52
15:45	1	0	1	2	0	4	0	0	0	2	0	0	0	0	0	10
16:00	0	0	0	4	8	0	3	0	0	0	0	0	0	0	0	15
16:15	0	1	0	2	5	3	1	0	1	1	0	0	0	0	0	14
16:30	0	0	0	2	1	3	2	0	1	0	0	0	0	0	0	9
16:45	1	1	1	10	14	10	6	0	2	3	0	0	0	0	0	48
17:00	1	1	0	2	1	2	2	3	0	0	0	0	0	0	0	12
17:15	0	0	0	4	3	0	8	3	2	1	1	0	0	0	0	22
17:30	0	0	1	3	3	5	3	1	2	0	0	0	0	0	0	18
17:45	0	0	0	2	1	1	1	2	1	0	0	0	0	0	0	8
18:00	1	1	1	11	8	8	14	9	5	1	1	0	0	0	0	60
18:15	0	0	0	4	4	8	2	0	1	0	0	0	0	0	0	19
18:30	0	0	1	4	3	7	1	0	0	0	0	0	0	0	0	16
18:45	1	0	0	3	0	0	1	0	3	1	1	0	0	0	0	10
19:00	0	0	2	1	4	7	2	3	2	1	0	0	0	0	0	22
19:15	1	0	3	12	11	22	6	3	6	2	1	0	0	0	0	67
19:30	0	0	1	4	4	5	1	2	1	1	0	1	0	0	0	20
19:45	0	0	0	2	1	4	2	3	1	0	0	1	0	0	0	14
20:00	0	1	1	1	3	3	0	1	1	0	0	0	0	0	0	11
20:15	0	0	2	1	2	3	3	0	1	0	0	0	0	0	0	12
20:30	0	1	4	8	10	15	6	6	4	1	0	2	0	0	0	57
20:45	0	0	2	4	1	0	2	2	0	0	0	0	0	0	0	11
21:00	0	0	0	0	4	1	3	3	0	0	0	0	0	0	0	11
21:15	0	0	1	3	0	2	2	1	0	1	0	0	0	0	0	10
21:30	0	0	1	5	1	1	3	0	1	0	0	0	0	0	0	12
21:45	0	0	4	12	6	4	10	6	1	1	0	0	0	0	0	44
22:00	0	1	1	2	4	1	1	4	1	0	0	0	0	0	0	15
22:15	0	0	0	3	0	3	1	0	0	0	0	0	0	0	0	7
22:30	0	0	1	1	1	1	1	2	0	0	0	0	0	0	0	7
22:45	0	1	0	3	0	1	0	2	0	0	0	0	1	0	0	8
23:00	0	2	2	9	5	6	3	8	1	0	0	0	1	0	0	37
23:15	0	0	0	2	2	3	1	1	0	0	0	0	0	0	0	9
23:30	1	0	1	3	1	0	3	2	0	0	0	0	0	0	0	11
23:45	0	0	1	0	3	1	0	0	0	1	0	1	0	0	0	7
24:00	0	0	0	2	5	4	0	0	0	0	0	0	0	0	0	11
24:15	1	0	2	7	11	8	4	3	0	1	0	1	0	0	0	38
24:30	0	0	0	1	3	2	0	0	1	0	0	0	0	0	0	7
24:45	0	0	0	1	0	0	1	0	0	0	1	0	0	0	0	3
25:00	0	0	0	1	4	0	1	0	0	0	0	0	0	0	0	6
25:15	0	0	0	0	0	1	0	1	0	0	0	0	0	0	0	2
25:30	0	0	1	2	7	3	2	1	1	0	1	0	0	0	0	18
25:45	0	0	2	0	0	3	0	0	0	0	0	0	0	0	0	5
26:00	0	1	0	1	3	3	0	0	0	0	0	0	0	0	0	8
26:15	0	0	0	3	1	1	4	1	0	0	0	0	0	0	0	10
26:30	0	0	0	0	2	0	0	0	0	0	0	1	0	0	0	3
26:45	0	1	2	4	6	7	4	1	0	0	0	1	0	0	0	26
Total	4	12	24	95	97	110	67	53	29	10	3	5	1	0	0	510
Total Stats	8	19	37	140	148	151	94	67	41	13	6	6	1	0	0	731

15th Percentile : 22 MPH
50th Percentile : 29 MPH
85th Percentile : 36 MPH
95th Percentile : 40 MPH

Mean Speed(Average) : 29 MPH
10 MPH Pace Speed : 25-34 MPH
Number in Pace : 421
Percent in Pace : 57.6%
Number of Vehicles > 31 MPH : 228
Percent of Vehicles > 31 MPH : 31.2%

Traffic Survey Specialists, Inc.

West Park, Florida
Broward
SW 58 Ave bet SW 39 St & SW 40 St

624 Gardenia Terrace, Delray Beach, Florida 33444
Phone (561) 272-3255 Fax (561) 272-4381

050219T
Site Code: 00000050219
Station ID: 000411692131
Date Start: 03-May-11
Date End: 04-May-11

Northbound

Start Time	0 10	11 15	16 20	21 25	26 28	29 31	32 34	35 37	38 40	41 43	44 46	47 49	50 52	53 55	56 147	Total
5/3/11	0	0	0	0	0	0	0	1	0	0	0	0	0	0	0	1
00:15	0	0	1	0	0	1	0	0	0	0	0	0	0	0	0	2
00:30	0	0	0	1	0	1	0	0	0	0	0	0	0	0	0	2
00:45	0	0	0	0	0	0	1	0	0	1	0	0	0	0	0	2
01:00	0	0	1	1	0	2	1	1	0	1	0	0	0	0	0	7
01:15	0	0	0	1	0	0	1	0	0	0	0	0	0	0	0	2
01:30	0	0	0	0	1	0	1	0	0	0	0	0	0	0	0	2
01:45	0	0	0	0	0	0	0	1	0	0	0	0	0	0	0	1
02:00	0	0	0	1	2	0	2	1	0	0	0	0	0	0	0	6
02:15	0	0	0	0	1	0	0	0	0	0	0	0	0	0	0	1
02:30	0	0	0	0	0	0	0	0	0	0	0	0	0	0	0	0
02:45	0	0	0	0	0	0	0	0	0	0	0	0	0	0	0	0
03:00	0	0	0	0	1	0	0	0	0	0	0	0	0	0	0	1
03:15	0	0	0	0	0	1	0	0	0	0	0	0	0	0	0	1
03:30	0	0	0	1	0	0	0	0	0	0	0	0	0	0	0	0
03:45	0	0	0	1	0	0	0	0	0	0	0	0	0	0	0	1
04:00	0	0	0	2	0	1	0	0	0	0	0	0	0	0	0	3
04:15	0	0	0	0	0	1	0	0	0	0	0	0	0	0	0	1
04:30	0	0	0	0	1	0	0	0	0	0	0	0	0	0	0	0
04:45	0	0	0	0	0	0	0	0	0	0	0	0	0	0	0	0
05:00	0	0	0	0	1	1	0	0	0	0	0	0	0	0	0	2
05:15	0	0	0	0	0	0	0	0	0	0	0	0	0	0	0	0
05:30	0	0	0	0	0	0	0	0	0	0	0	0	0	0	0	0
05:45	0	1	0	1	0	0	0	0	0	0	0	0	0	0	0	2
06:00	0	1	0	1	0	0	0	0	0	0	0	0	0	0	0	2
06:15	0	0	0	1	0	0	0	0	0	0	0	0	0	0	0	1
06:30	0	0	1	0	0	1	2	0	0	0	0	0	0	0	0	4
06:45	0	0	1	0	0	0	0	2	0	0	0	0	0	0	0	3
07:00	0	0	2	1	0	1	2	2	0	0	0	0	0	0	0	8
07:15	0	0	0	0	2	0	1	2	1	0	0	0	0	0	0	6
07:30	0	0	0	1	1	1	1	0	0	0	0	0	0	0	0	3
07:45	0	0	1	0	1	1	1	0	0	0	0	0	0	0	0	4
08:00	0	0	0	0	0	1	3	2	0	1	1	0	0	0	0	7
08:15	0	0	1	0	4	3	5	3	2	1	1	0	0	0	0	20
08:30	0	0	0	4	0	0	0	0	0	1	0	0	0	0	0	5
08:45	0	0	0	2	2	0	0	0	0	0	0	0	0	0	0	4
09:00	0	0	0	0	2	1	0	0	0	0	0	0	0	0	0	4
09:15	0	0	0	1	1	2	0	0	0	0	0	0	0	0	0	3
09:30	0	0	2	2	0	0	0	0	0	0	0	0	0	0	0	4
09:45	1	0	0	1	0	1	1	0	0	0	0	0	0	0	0	4
10:00	1	0	2	7	1	4	1	0	0	0	0	0	0	0	0	16
10:15	1	0	0	1	1	0	0	0	0	0	0	0	0	0	0	3
10:30	0	1	0	3	2	1	0	0	0	0	0	0	0	0	0	7
10:45	0	0	0	0	2	0	1	1	0	0	0	0	0	0	0	4
11:00	0	0	0	0	0	0	1	0	0	0	0	0	0	0	0	1
11:15	1	1	0	4	5	1	2	1	0	0	0	0	0	0	0	15
11:30	0	0	0	0	3	0	1	0	0	0	0	0	0	0	0	4
11:45	0	0	0	0	0	2	0	1	0	0	0	0	0	0	0	3
12:00	0	0	0	0	0	0	1	0	1	0	0	0	0	0	0	2
12:15	1	0	0	4	2	2	0	1	0	0	0	0	0	0	0	10
12:30	1	0	0	4	5	4	2	2	1	0	0	0	0	0	0	19
Total	3	2	6	26	24	22	15	10	3	3	1	0	0	0	0	115

Traffic Survey Specialists, Inc.

624 Gardenia Terrace, Delray Beach, Florida 33444

Phone (561) 272-3255 Fax (561) 272-4381

West Park, Florida
Broward
SW 58 Ave bet SW 39 St & SW 40 St

050219T
Site Code: 00000050219
Station ID: 000411692131
Date Start: 03-May-11
Date End: 04-May-11

Northbound

Start Time	010	1115	1620	2125	2628	2931	3234	3537	3840	4143	4446	4749	5052	5355	56147	Total
12 PM	0	0	0	1	0	1	2	0	1	0	0	0	0	0	0	5
12:15	0	0	0	1	0	2	0	1	0	0	0	0	0	0	0	4
12:30	0	0	2	1	2	0	1	0	1	0	0	0	0	0	0	7
12:45	0	1	0	0	0	2	0	1	0	0	0	0	0	0	0	4
13:00	0	1	2	3	2	5	3	2	2	0	0	0	0	0	0	20
13:15	0	0	2	1	1	1	0	1	0	0	0	0	0	0	0	7
13:30	0	0	0	0	0	2	1	0	0	1	0	0	0	0	0	6
13:45	0	0	0	3	1	1	1	0	1	1	0	0	0	0	0	4
14:00	0	1	2	5	4	4	4	1	2	2	0	0	0	0	0	8
14:15	0	1	0	1	0	2	1	0	1	0	0	0	0	0	0	25
14:30	0	0	2	0	2	0	0	4	1	0	0	0	0	0	0	6
14:45	0	1	1	2	1	2	0	1	0	0	0	0	0	0	0	9
15:00	0	2	3	3	5	6	1	5	2	0	0	0	0	0	0	8
15:15	1	0	0	1	1	3	0	1	0	0	0	0	0	0	0	27
15:30	0	0	0	2	0	2	0	1	0	0	0	0	0	0	0	7
15:45	0	0	0	0	3	1	1	0	0	0	0	0	0	0	0	5
16:00	1	0	0	4	7	9	2	3	2	0	1	0	0	0	0	5
16:15	0	0	2	0	1	0	0	1	0	0	0	0	0	0	0	5
16:30	0	1	1	1	2	4	2	1	0	1	0	0	0	0	0	12
16:45	0	0	0	0	1	3	1	1	2	0	1	0	0	0	0	29
17:00	0	1	5	1	5	10	2	4	0	2	0	0	0	0	0	4
17:15	0	0	1	4	1	0	2	1	0	0	0	0	0	0	0	13
17:30	0	0	0	1	2	1	2	2	1	0	0	0	0	0	0	9
17:45	0	0	3	2	2	0	3	2	0	0	1	0	0	0	0	13
18:00	0	0	1	0	2	2	1	1	2	0	0	0	0	0	0	9
18:15	0	0	5	7	7	3	8	6	3	0	1	0	0	0	0	40
18:30	1	1	0	3	1	4	4	1	0	0	0	0	0	0	0	15
18:45	0	1	0	0	6	2	2	2	0	1	0	0	0	0	0	14
19:00	0	1	4	0	4	1	1	0	0	0	0	0	0	0	0	11
19:15	1	0	1	5	1	2	0	0	0	0	0	0	0	0	0	10
19:30	2	3	5	8	12	9	7	3	0	1	0	0	0	0	0	50
19:45	0	1	2	3	1	1	0	0	1	0	0	0	0	0	0	9
20:00	0	0	0	5	4	1	0	0	0	1	0	0	0	0	0	11
20:15	0	0	1	5	1	2	1	1	0	0	0	0	0	0	0	11
20:30	0	0	1	5	2	0	1	1	0	0	0	0	0	0	0	10
20:45	0	1	4	18	8	4	2	2	1	1	0	0	0	0	0	41
21:00	0	0	0	0	2	2	1	0	0	1	0	0	0	0	0	6
21:15	0	1	0	0	0	0	1	1	0	0	1	0	0	0	0	4
21:30	0	0	0	5	1	5	1	0	0	1	0	0	0	0	0	13
21:45	0	1	0	2	0	0	0	1	0	0	0	0	0	0	0	4
22:00	0	2	0	7	3	7	3	2	0	2	1	0	0	0	0	27
22:15	1	0	2	0	0	2	0	0	0	0	0	0	0	0	0	5
22:30	0	0	2	2	3	0	0	0	0	0	0	0	0	0	0	7
22:45	0	0	0	0	1	0	3	2	0	0	0	0	0	0	0	6
23:00	1	0	0	1	1	0	1	1	0	0	0	1	0	0	0	5
23:15	0	0	4	3	5	2	4	3	0	0	0	1	0	0	0	23
23:30	0	0	0	0	3	0	1	0	2	0	0	0	0	0	0	6
23:45	0	0	0	3	2	0	2	0	1	0	0	0	0	0	0	8
Total	5	12	33	70	65	65	43	33	16	8	3	1	0	0	0	354
Total Stats	8	14	39	96	89	87	58	43	19	11	4	1	0	0	0	469

15th Percentile : 21 MPH
50th Percentile : 28 MPH
85th Percentile : 35 MPH
95th Percentile : 39 MPH

Mean Speed(Average) : 28 MPH
10 MPH Pace Speed : 23-32 MPH
Number in Pace : 253
Percent in Pace : 53.9%
Number of Vehicles > 31 MPH : 136
Percent of Vehicles > 31 MPH : 29.0%

Traffic Survey Specialists, Inc.

624 Gardenia Terrace, Delray Beach, Florida 33444

Phone (561) 272-3255 Fax (561) 272-4381

West Park, Florida
Broward
SW 58 Ave bet SW 39 St & SW 40 St

050219T
Site Code: 00000050219
Station ID: 000411692131
Date Start: 03-May-11
Date End: 04-May-11

Southbound

Start Time	010	1115	1620	2125	2628	2931	3234	3537	3840	4143	4446	4749	5052	5355	56147	Total
5/3/11	0	0	0	0	0	0	0	0	0	0	0	0	0	0	0	0
00:15	0	0	0	0	1	0	0	0	0	0	0	0	0	0	0	1
00:30	0	0	0	1	0	0	0	0	0	0	0	0	0	0	0	1
00:45	0	0	0	0	0	0	0	0	0	0	0	0	0	0	0	0
01:00	0	0	0	1	1	0	0	0	0	0	0	0	0	0	0	2
01:15	0	0	0	0	0	1	0	0	0	0	0	0	0	0	0	1
01:30	0	0	0	1	0	1	0	0	0	0	0	0	0	0	0	2
01:45	0	0	0	0	1	0	0	0	0	0	0	0	0	0	0	1
02:00	0	0	0	1	2	3	0	0	0	0	0	0	0	0	0	6
02:15	0	0	0	0	0	0	0	0	0	0	0	0	0	0	0	0
02:30	0	0	0	0	1	0	0	0	0	0	0	0	0	0	0	1
02:45	0	0	0	0	0	0	0	0	0	0	0	0	0	0	0	0
03:00	0	0	0	0	1	0	0	0	0	0	0	0	0	0	0	1
03:15	0	0	0	0	0	0	0	0	0	0	0	0	0	0	0	0
03:30	0	0	0	1	0	0	0	0	0	0	0	0	0	0	0	1
03:45	0	0	0	0	0	0	0	0	0	0	0	0	0	0	0	0
04:00	0	0	0	1	0	0	0	0	0	0	0	0	0	0	0	1
04:15	0	0	0	0	0	0	1	0	0	0	0	0	0	0	0	1
04:30	0	0	0	0	0	0	1	1	0	0	0	0	0	0	0	2
04:45	0	0	0	0	1	1	0	0	0	0	0	0	0	0	0	2
05:00	0	0	0	0	1	1	2	1	0	0	0	0	0	0	0	5
05:15	0	0	0	0	0	0	0	0	0	0	0	0	0	0	0	0
05:30	0	0	2	0	3	0	0	1	0	0	0	0	0	0	0	6
05:45	0	0	0	0	0	0	0	0	0	0	0	0	0	0	0	0
06:00	0	0	2	1	5	0	1	2	0	0	0	0	0	0	0	11
06:15	0	0	0	1	1	0	1	0	0	0	0	0	0	0	0	2
06:30	0	0	1	1	0	2	0	0	0	0	0	0	0	0	0	4
06:45	0	0	0	0	1	0	3	0	0	0	1	0	0	0	0	5
07:00	0	0	1	3	2	5	6	0	0	0	1	0	0	0	0	18
07:15	0	0	1	4	1	0	0	1	0	0	0	0	0	0	0	7
07:30	1	0	0	2	0	2	1	0	0	0	0	0	0	0	0	6
07:45	0	0	2	0	0	0	1	1	1	0	0	0	0	0	0	5
08:00	0	0	0	2	2	2	2	1	0	0	0	0	0	0	0	9
08:15	1	0	3	8	3	4	4	3	1	0	0	0	0	0	0	27
08:30	1	0	0	4	2	3	1	1	0	1	2	0	0	0	0	15
08:45	0	0	0	2	0	1	1	0	1	0	0	0	1	0	0	6
09:00	0	0	0	0	1	0	1	0	1	0	0	0	0	0	0	3
09:15	0	0	1	1	0	2	1	0	1	1	0	0	0	0	0	7
09:30	1	0	1	7	3	6	4	1	3	2	2	0	1	0	0	31
09:45	0	0	0	0	1	0	0	0	0	0	0	0	0	0	0	1
10:00	0	0	3	1	0	0	0	0	0	0	0	0	0	0	0	4
10:15	0	1	0	1	1	2	0	0	0	0	0	1	0	0	0	6
10:30	0	0	1	0	0	1	2	1	0	0	0	0	0	0	0	5
10:45	0	0	2	2	0	1	0	1	0	0	0	0	0	0	0	6
11:00	0	1	3	7	2	2	2	2	1	0	0	0	0	0	0	20
11:15	0	1	0	1	0	1	1	1	0	0	0	0	0	0	0	5
11:30	0	0	0	0	0	0	1	0	1	0	0	0	0	0	0	2
11:45	0	0	1	1	0	0	0	1	0	0	0	0	1	0	0	4
Total	0	1	1	3	1	2	5	3	1	0	0	0	1	0	0	18
Total	2	3	15	34	23	28	24	12	6	2	3	1	2	0	0	155

Traffic Survey Specialists, Inc.

624 Gardenia Terrace, Delray Beach, Florida 33444

Phone (561) 272-3255 Fax (561) 272-4381

West Park, Florida
Broward
SW 58 Ave bet SW 39 St & SW 40 St

050219T
Site Code: 000000050219
Station ID: 000411692131
Date Start: 03-May-11
Date End: 04-May-11

Southbound

Start Time	0 10	11 15	16 20	21 25	26 28	29 31	32 34	35 37	38 40	41 43	44 46	47 49	50 52	53 55	56 147	Total
12 PM	0	0	1	0	0	0	0	0	1	1	0	0	0	0	0	3
12:15	0	0	0	1	0	1	1	1	0	0	0	0	0	0	0	4
12:30	0	0	0	1	0	0	1	1	0	0	0	0	0	0	0	3
12:45	0	0	0	0	1	0	0	0	0	0	0	0	0	0	0	1
13:00	0	0	1	2	1	1	2	2	1	1	0	0	0	0	0	11
13:15	0	0	1	1	0	1	1	0	1	0	0	0	0	0	0	5
13:30	0	0	0	3	0	0	1	0	0	0	0	0	0	0	0	4
13:45	0	0	0	1	1	2	0	0	2	0	1	0	0	0	0	7
14:00	0	0	1	2	0	0	0	0	1	0	0	0	0	0	0	4
14:15	0	1	1	7	1	3	2	0	4	0	1	0	0	0	0	20
14:30	0	0	2	3	0	1	2	1	0	0	0	0	0	0	0	7
14:45	0	0	1	3	1	0	1	0	1	0	2	0	0	0	0	9
15:00	0	0	2	1	0	2	2	0	0	0	0	0	0	0	0	7
15:15	0	1	6	7	2	6	5	2	1	0	2	0	0	0	0	32
15:30	0	0	0	0	0	2	1	0	1	0	0	0	0	0	0	4
15:45	0	0	0	3	1	1	1	0	1	0	0	0	0	0	0	7
16:00	0	0	1	1	1	0	0	2	2	0	0	0	0	0	0	7
16:15	0	0	0	2	1	1	1	0	0	1	0	0	0	0	0	6
16:30	0	0	1	6	3	4	3	2	4	1	0	0	0	0	0	24
16:45	0	1	1	0	1	0	0	0	0	0	0	0	0	0	0	3
17:00	0	0	0	1	0	2	1	2	0	0	1	0	0	0	0	7
17:15	0	0	0	0	1	2	2	0	0	0	0	0	0	0	0	5
17:30	0	0	0	0	1	2	0	0	0	0	0	0	0	0	0	5
17:45	0	0	0	2	1	1	0	0	0	0	0	0	0	0	0	4
18:00	0	1	1	3	3	5	3	2	0	0	1	0	0	0	0	19
18:15	0	0	0	2	2	2	1	1	0	0	0	0	0	0	0	8
18:30	0	0	0	1	0	3	1	1	0	1	0	0	0	0	0	7
18:45	0	1	0	1	0	0	1	1	0	1	0	0	0	0	0	5
19:00	1	0	0	0	1	0	0	0	1	0	0	0	0	0	0	3
19:15	1	1	0	4	3	5	3	3	1	2	0	0	0	0	0	23
19:30	0	0	0	0	0	2	1	1	0	0	0	0	0	0	0	4
19:45	0	1	0	1	4	0	2	0	0	1	1	0	0	0	0	10
20:00	0	0	5	2	3	0	1	0	0	0	0	0	0	0	0	11
20:15	0	1	2	2	4	0	0	1	0	0	0	0	0	0	0	10
20:30	0	2	7	5	11	2	4	2	0	1	1	0	0	0	0	35
20:45	0	0	0	1	5	1	0	4	0	0	0	0	0	0	0	11
21:00	1	0	0	2	2	0	1	0	0	0	0	0	0	0	0	6
21:15	3	0	0	1	1	0	0	0	0	0	0	0	0	0	0	5
21:30	0	0	0	6	0	1	1	1	0	0	0	0	0	0	0	9
21:45	4	0	0	10	8	2	2	5	0	0	0	0	0	0	0	31
22:00	0	1	0	1	1	1	1	0	0	1	0	0	0	0	0	6
22:15	0	0	0	3	5	0	1	1	1	0	0	0	0	0	0	11
22:30	0	2	0	4	1	0	0	0	0	0	0	0	0	0	0	7
22:45	0	0	1	0	1	1	1	1	0	0	0	0	0	0	0	5
23:00	0	3	1	8	8	2	3	2	1	1	0	0	0	0	0	29
23:15	0	0	0	1	1	7	0	0	1	0	0	0	0	0	0	10
23:30	0	0	0	1	1	0	0	1	0	0	0	0	0	0	0	3
23:45	0	0	0	0	0	2	0	1	1	0	0	0	0	0	0	4
24:00	0	0	0	1	1	0	1	0	0	0	0	0	0	0	0	3
24:15	0	0	0	3	3	9	1	2	2	0	0	0	0	0	0	20
24:30	0	0	1	0	2	1	0	0	0	0	0	0	0	0	0	4
24:45	0	0	0	1	2	0	1	0	0	0	0	0	0	0	0	4
25:00	1	1	0	0	0	3	0	0	0	0	0	0	0	0	0	5
25:15	0	0	1	1	0	1	0	0	0	0	0	0	0	0	0	3
25:30	1	1	2	2	4	5	1	0	0	0	0	0	0	0	0	16
25:45	0	0	1	0	1	1	0	0	0	0	0	0	0	0	0	3
26:00	0	0	0	1	1	1	1	0	0	0	0	0	0	0	0	4
26:15	0	0	0	1	0	0	0	0	0	0	0	0	0	0	0	1
26:30	0	0	0	0	0	0	0	0	0	0	0	0	0	0	0	0
26:45	0	0	1	2	2	2	1	0	0	0	0	0	0	0	0	8
Total	6	9	22	59	49	46	30	22	14	6	5	0	0	0	0	268
Total Stats	8	12	37	93	72	74	54	34	20	8	8	1	2	0	0	423

15th Percentile : 21 MPH
50th Percentile : 28 MPH
85th Percentile : 35 MPH
95th Percentile : 40 MPH

Mean Speed(Average) : 28 MPH
10 MPH Pace Speed : 22-31 MPH
Number in Pace : 220
Percent in Pace : 52.0%
Number of Vehicles > 31 MPH : 127
Percent of Vehicles > 31 MPH : 30.0%

Traffic Survey Specialists, Inc.

624 Gardenia Terrace, Delray Beach, Florida 33444

Phone (561) 272-3255 Fax (561) 272-4381

West Park, Florida
Broward
SW 58 Ave bet SW 39 St & SW 40 St

050219T
Site Code: 00000050219
Station ID: 000411692131
Date Start: 03-May-11
Date End: 04-May-11

Northbound, Southbound

Start Time	010	1115	1620	2125	2628	2931	3234	3537	3840	4143	4446	4749	5052	5355	56147	Total
5/3/11	0	0	0	0	0	0	0	1	0	0	0	0	0	0	0	1
00:15	0	0	1	0	1	1	0	0	0	0	0	0	0	0	0	3
00:30	0	0	0	2	0	1	0	0	0	0	0	0	0	0	0	3
00:45	0	0	0	0	0	0	1	0	0	1	0	0	0	0	0	2
01:00	0	0	1	2	1	2	1	1	0	1	0	0	0	0	0	9
01:15	0	0	0	1	1	1	1	0	0	0	0	0	0	0	0	4
01:30	0	0	0	0	1	1	1	0	0	0	0	0	0	0	0	3
01:45	0	0	0	1	0	1	0	1	0	0	0	0	0	0	0	3
02:00	0	0	0	0	2	0	0	0	0	0	0	0	0	0	0	2
02:15	0	0	0	2	4	3	2	1	0	0	0	0	0	0	0	12
02:30	0	0	0	0	1	0	0	0	0	0	0	0	0	0	0	1
02:45	0	0	0	0	0	0	0	0	0	0	0	0	0	0	0	0
03:00	0	0	0	0	2	0	0	0	0	0	0	0	0	0	0	2
03:15	0	0	0	0	0	1	0	0	0	0	0	0	0	0	0	1
03:30	0	0	0	0	0	0	0	0	0	0	0	0	0	0	0	0
03:45	0	0	0	0	0	0	0	0	0	0	0	0	0	0	0	0
04:00	0	0	0	3	0	1	0	0	0	0	0	0	0	0	0	4
04:15	0	0	0	0	0	1	0	0	0	0	0	0	0	0	0	1
04:30	0	0	0	0	1	0	1	0	0	0	0	0	0	0	0	2
04:45	0	0	0	0	0	0	1	1	0	0	0	0	0	0	0	2
05:00	0	0	0	0	2	2	2	1	0	0	0	0	0	0	0	7
05:15	0	0	0	0	0	0	0	0	0	0	0	0	0	0	0	0
05:30	0	0	2	0	3	0	0	1	0	0	0	0	0	0	0	6
05:45	0	0	0	0	0	0	0	0	0	0	0	0	0	0	0	0
06:00	0	1	0	2	2	0	1	1	0	0	0	0	0	0	0	7
06:15	0	0	2	2	5	0	1	2	0	0	0	0	0	0	0	13
06:30	0	0	0	2	0	0	1	0	0	0	0	0	0	0	0	3
06:45	0	0	2	1	1	3	2	0	0	0	0	0	0	0	0	7
07:00	0	0	1	0	0	3	2	0	0	0	0	0	0	0	0	8
07:15	0	0	3	4	2	6	8	2	0	0	1	0	0	0	0	26
07:30	0	0	1	4	3	0	0	2	2	1	0	0	0	0	0	13
07:45	1	0	0	2	1	3	2	0	0	0	0	0	0	0	0	9
08:00	0	0	3	0	1	1	2	1	1	0	0	0	0	0	0	9
08:15	0	0	0	2	2	3	5	3	0	0	1	0	0	0	0	16
08:30	1	0	4	8	7	7	9	6	3	1	1	0	0	0	0	47
08:45	1	0	0	8	2	3	1	1	0	2	2	0	0	0	0	20
09:00	0	0	0	2	2	3	1	0	1	0	0	0	1	0	0	10
09:15	0	0	0	0	3	1	1	0	1	0	0	0	0	0	0	6
09:30	0	0	1	2	1	4	1	0	1	1	0	0	0	0	0	11
09:45	1	0	1	12	8	11	4	1	3	3	2	0	1	0	0	47
10:00	0	0	0	3	1	2	0	0	0	0	0	0	0	0	0	6
10:15	0	0	3	2	1	1	0	0	0	0	0	0	0	0	0	7
10:30	0	1	2	3	1	2	0	0	0	0	0	1	0	0	0	10
10:45	1	0	1	1	0	4	1	0	0	0	0	0	0	0	0	8
11:00	1	1	6	9	3	9	1	0	0	0	0	1	0	0	0	31
11:15	1	1	0	3	2	0	0	0	0	0	0	0	0	0	0	7
11:30	0	1	0	6	3	1	0	0	1	0	0	0	0	0	0	12
11:45	0	0	1	0	2	1	3	2	0	0	0	0	0	0	0	9
12:00	0	0	2	2	0	1	1	1	0	0	0	0	0	0	0	7
12:15	1	2	3	11	7	3	4	3	1	0	0	0	0	0	0	35
12:30	0	1	0	1	3	1	2	1	0	0	0	0	0	0	0	9
12:45	0	0	0	0	0	2	1	1	1	0	0	0	0	0	0	5
13:00	0	0	1	1	0	0	1	1	1	0	0	0	1	0	0	6
13:15	1	0	0	5	3	3	3	2	0	0	0	0	0	0	0	17
13:30	1	1	1	7	6	6	7	5	2	0	0	0	1	0	0	37
Total	5	5	21	60	47	50	39	22	9	5	4	1	2	0	0	270

Traffic Survey Specialists, Inc.

624 Gardenia Terrace, Delray Beach, Florida 33444

Phone (561) 272-3255 Fax (561) 272-4381

West Park, Florida
Broward
SW 58 Ave bet SW 39 St & SW 40 St

050219T
Site Code: 000000050219
Station ID: 000411692131
Date Start: 03-May-11
Date End: 04-May-11

Northbound, Southbound

Start Time	010	1115	1620	2125	2628	2931	3234	3537	3840	4143	4446	4749	5052	5355	56147	Total
12 PM	0	0	1	1	0	1	2	0	2	1	0	0	0	0	0	8
12:15	0	0	0	2	0	3	1	2	0	0	0	0	0	0	0	8
12:30	0	0	2	2	2	0	2	1	1	0	0	0	0	0	0	10
12:45	0	1	0	0	1	2	0	1	0	0	0	0	0	0	0	5
13:00	0	1	3	5	3	6	5	4	3	1	0	0	0	0	0	31
13:15	0	1	1	2	2	1	3	0	2	0	0	0	0	0	0	12
13:30	0	0	2	4	1	1	1	1	0	0	0	0	0	0	0	10
13:30	0	0	0	1	1	4	1	0	2	1	1	0	0	0	0	11
13:45	0	0	1	5	1	1	1	0	2	1	0	0	0	0	0	12
14:00	0	1	4	12	5	7	6	1	6	2	1	0	0	0	0	45
14:15	0	2	1	1	1	5	1	1	1	0	0	0	0	0	0	13
14:30	0	0	2	3	2	3	2	1	0	0	0	0	0	0	0	13
14:30	0	0	3	3	3	0	1	4	2	0	2	0	0	0	0	18
14:45	0	1	3	3	1	4	2	1	0	0	0	0	0	0	0	15
15:00	0	3	9	10	7	12	6	7	3	0	2	0	0	0	0	59
15:15	1	0	0	1	1	5	1	1	1	0	0	0	0	0	0	11
15:15	0	0	0	5	1	3	1	1	1	0	0	0	0	0	0	12
15:30	0	0	1	1	4	1	1	2	2	0	0	0	0	0	0	12
15:45	0	0	0	3	4	4	2	1	2	1	1	0	0	0	0	18
16:00	1	0	1	10	10	13	5	5	6	1	1	0	0	0	0	53
16:15	0	1	3	0	2	0	0	1	0	0	0	0	0	0	0	7
16:30	0	1	1	2	2	6	3	3	0	1	1	0	0	0	0	20
16:30	0	0	0	0	2	5	2	0	0	0	0	0	0	0	0	9
16:45	0	0	2	2	2	4	0	2	0	1	0	0	0	0	0	13
17:00	0	2	6	4	8	15	5	6	0	2	1	0	0	0	0	49
17:00	0	0	1	6	3	2	3	2	0	0	0	0	0	0	0	17
17:15	0	0	0	2	2	4	3	3	1	1	0	0	0	0	0	16
17:30	0	1	3	3	2	0	4	3	0	1	1	0	0	0	0	18
17:45	1	0	1	0	3	2	1	1	3	0	0	0	0	0	0	12
18:00	1	1	5	11	10	8	11	9	4	2	1	0	0	0	0	63
18:15	1	1	0	3	1	6	5	2	0	0	0	0	0	0	0	19
18:15	0	2	0	1	10	2	4	2	0	2	1	0	0	0	0	24
18:30	0	1	9	2	7	1	2	0	0	0	0	0	0	0	0	22
18:45	1	1	3	7	5	2	0	1	0	0	0	0	0	0	0	20
19:00	2	5	12	13	23	11	11	5	0	2	1	0	0	0	0	85
19:00	0	1	2	4	6	2	0	4	1	0	0	0	0	0	0	20
19:15	1	0	0	7	6	1	1	0	0	1	0	0	0	0	0	17
19:30	3	0	1	6	2	2	1	1	0	0	0	0	0	0	0	16
19:45	0	0	1	11	2	1	2	2	0	0	0	0	0	0	0	19
20:00	4	1	4	28	16	6	4	7	1	1	0	0	0	0	0	72
20:00	0	1	0	1	3	3	2	0	0	2	0	0	0	0	0	12
20:15	0	1	0	3	5	0	2	2	1	0	1	0	0	0	0	15
20:30	0	2	0	9	2	5	1	0	0	1	0	0	0	0	0	20
20:45	0	1	1	2	1	1	1	2	0	0	0	0	0	0	0	9
21:00	0	5	1	15	11	9	6	4	1	3	1	0	0	0	0	56
21:00	1	0	2	1	1	9	0	0	1	0	0	0	0	0	0	15
21:15	0	0	2	3	4	0	0	1	0	0	0	0	0	0	0	10
21:30	0	0	0	0	1	2	3	3	1	0	0	0	0	0	0	10
21:45	0	0	0	2	2	0	2	1	0	0	0	1	0	0	0	8
22:00	1	0	4	6	8	11	5	5	2	0	0	1	0	0	0	43
22:00	0	0	1	0	5	1	1	0	2	0	0	0	0	0	0	10
22:15	0	0	0	4	4	0	3	0	1	0	0	0	0	0	0	12
22:30	1	1	0	0	0	4	2	0	0	0	0	0	0	0	0	8
22:45	0	0	2	1	1	2	0	0	0	0	0	0	0	0	0	6
23:00	1	1	3	5	10	7	6	0	3	0	0	0	0	0	0	36
23:00	1	0	1	1	2	2	0	0	1	0	0	0	0	0	0	8
23:15	0	1	0	4	1	1	2	0	0	0	0	0	0	0	0	9
23:30	0	0	1	4	0	2	0	1	0	0	0	0	0	0	0	8
23:45	0	0	1	1	0	1	1	1	0	0	0	0	0	0	0	5
Total	11	21	55	129	114	111	73	55	30	14	8	1	0	0	0	622
Total Stats	16	26	76	189	161	161	112	77	39	19	12	2	2	0	0	892

15th Percentile : 21 MPH
50th Percentile : 28 MPH
85th Percentile : 35 MPH
95th Percentile : 40 MPH

Mean Speed(Average) : 28 MPH
10 MPH Pace Speed : 22-31 MPH
Number in Pace : 473
Percent in Pace : 53.0%
Number of Vehicles > 31 MPH : 263
Percent of Vehicles > 31 MPH : 29.5%

Traffic Survey Specialists, Inc.

West Park, Florida
Broward
SW 36 St bet Ronald Rd & Virginia Rd

624 Gardenia Terrace, Delray Beach, Florida 33444
Phone (561) 272-3255 Fax (561) 272-4381

050217T
Site Code: 00000050217
Station ID: 009701450036
Date Start: 03-May-11
Date End: 04-May-11

Eastbound

Start Time	0 10	11 15	16 20	21 25	26 28	29 31	32 34	35 37	38 40	41 43	44 46	47 49	50 52	53 55	56 147	Total
5/3/11	0	0	0	0	0	0	0	0	0	0	0	0	0	0	0	0
00:15	1	0	0	0	0	1	1	0	0	0	0	0	0	0	0	3
00:30	0	0	0	0	0	0	1	0	0	0	0	0	0	0	0	1
00:45	0	0	0	0	1	0	0	0	0	0	0	0	0	0	0	1
01:00	1	0	0	0	1	1	2	0	0	0	0	0	0	0	0	5
01:15	0	0	1	0	1	0	0	0	0	0	0	0	0	0	0	2
01:30	0	0	0	1	0	0	0	0	0	0	0	0	0	0	0	1
01:45	0	0	0	0	0	0	1	0	0	0	0	0	0	0	0	1
02:00	0	0	1	1	1	0	1	0	0	0	0	0	0	0	0	4
02:15	0	0	0	0	0	0	0	0	0	0	0	0	0	0	0	0
02:30	0	0	0	0	0	0	0	0	0	0	0	0	0	0	0	0
02:45	0	0	0	0	0	0	0	0	0	0	0	0	0	0	0	0
03:00	0	0	0	0	0	0	0	0	0	0	0	0	0	0	0	0
03:15	0	0	0	0	1	0	0	0	1	0	0	0	0	0	0	2
03:30	0	0	0	0	1	0	0	0	0	0	0	0	0	0	0	1
03:45	0	0	0	0	0	0	0	0	0	0	0	0	0	0	0	0
04:00	0	0	0	0	2	0	0	1	0	0	0	0	0	0	0	3
04:15	0	0	0	0	0	0	1	0	0	0	0	0	0	0	0	1
04:30	0	0	0	1	0	0	0	0	0	0	0	0	0	0	0	1
04:45	0	0	0	0	0	0	0	0	0	0	0	0	0	0	0	0
05:00	0	0	0	1	0	0	1	0	0	0	0	0	0	0	0	2
05:15	0	0	0	0	0	0	0	0	0	0	0	0	0	0	0	0
05:30	0	0	0	0	1	0	0	0	0	0	0	0	0	0	0	1
05:45	0	0	0	0	0	0	0	0	0	0	0	0	0	0	0	0
06:00	0	0	0	0	1	0	0	0	0	0	0	0	0	0	0	1
06:15	0	0	0	0	0	1	0	1	2	0	0	0	0	0	0	4
06:30	0	1	0	0	0	3	1	0	0	1	0	0	0	0	0	6
06:45	0	0	1	0	1	1	2	1	2	0	0	0	0	0	0	8
07:00	0	0	0	0	1	2	2	1	0	0	0	0	0	0	0	6
07:15	0	1	1	0	2	7	5	3	4	1	0	0	0	0	0	24
07:30	0	0	1	0	0	3	0	3	1	0	0	0	0	0	0	8
07:45	0	0	1	1	1	2	0	3	0	0	0	0	0	0	0	8
08:00	0	0	0	3	1	0	1	0	2	0	0	0	0	0	0	7
08:15	0	0	2	5	4	8	3	7	4	0	0	0	0	0	0	33
08:30	0	0	0	2	1	1	1	0	1	1	1	0	0	0	0	8
08:45	0	0	1	0	1	0	0	0	0	1	1	0	0	0	0	4
09:00	0	0	1	0	0	0	0	0	0	0	0	0	0	0	0	1
09:15	0	0	0	0	0	0	0	1	0	0	0	0	0	0	0	1
09:30	0	0	1	1	0	0	0	0	0	0	0	0	0	0	0	2
09:45	0	0	0	0	2	0	0	0	0	0	0	0	0	0	0	2
10:00	0	0	1	2	3	1	0	0	0	0	0	0	0	0	0	7
10:15	0	0	0	1	1	0	1	0	0	0	0	0	0	0	0	3
10:30	0	0	0	2	0	0	1	0	1	0	0	0	0	0	0	4
10:45	0	0	0	2	0	2	0	0	0	0	0	0	0	0	0	4
11:00	0	0	1	1	2	1	1	0	1	0	0	0	0	0	0	7
11:15	0	0	1	6	3	3	3	0	2	0	0	0	0	0	0	18
11:30	0	0	0	0	0	1	0	1	0	0	0	0	0	0	0	2
11:45	0	0	2	0	2	1	1	0	0	0	0	0	0	0	0	6
Total	0	0	1	1	3	0	0	0	0	0	0	0	0	0	0	5
Total	0	0	0	1	3	0	0	0	0	0	0	0	0	0	0	1
Total	0	0	3	1	6	2	1	1	0	0	0	0	0	0	0	14
Total	1	1	11	18	25	23	17	12	12	3	2	0	0	0	0	125

Traffic Survey Specialists, Inc.

624 Gardenia Terrace, Delray Beach, Florida 33444

Phone (561) 272-3255 Fax (561) 272-4381

West Park, Florida
Broward
SW 36 St bet Ronald Rd & Virginia Rd

050217T
Site Code: 00000050217
Station ID: 009701450036
Date Start: 03-May-11
Date End: 04-May-11

Eastbound

Start Time	010	1115	1620	2125	2628	2931	3234	3537	3840	4143	4446	4749	5052	5355	56147	Total
12 PM	0	0	1	0	0	1	1	1	0	0	0	0	0	0	0	4
12:15	0	0	0	0	0	0	0	0	0	0	0	0	0	0	0	0
12:30	0	0	0	0	0	2	0	0	0	0	0	0	0	0	0	2
12:45	0	0	1	1	2	2	1	0	0	0	0	0	0	0	0	7
13:00	0	0	2	1	2	5	2	1	0	0	0	0	0	0	0	13
13:15	0	0	0	1	1	1	0	0	0	0	0	0	0	0	0	3
13:30	0	0	0	1	0	1	0	1	0	0	0	0	0	0	0	3
13:45	0	0	0	2	1	0	1	1	1	0	0	0	0	0	0	6
14:00	0	0	0	1	2	1	0	0	2	0	0	0	0	0	0	6
14:15	0	0	0	5	4	3	1	2	3	0	0	0	0	0	0	18
14:30	0	0	0	0	2	0	1	0	0	0	0	0	0	0	0	3
14:45	3	0	0	1	1	1	1	2	0	1	0	0	0	0	0	7
15:00	0	0	1	1	0	0	0	1	0	0	0	0	0	0	0	3
15:15	3	0	1	2	3	1	3	4	0	1	0	0	0	0	0	18
15:30	0	0	1	2	2	1	2	0	1	0	0	0	0	0	0	9
15:45	0	0	0	1	1	0	3	0	0	0	0	0	0	0	0	5
16:00	0	0	1	1	1	0	0	0	0	0	0	0	0	0	0	3
16:15	0	0	0	0	1	2	1	1	1	0	0	0	0	0	0	6
16:30	0	0	2	4	5	3	6	1	2	0	0	0	0	0	0	23
16:45	0	0	1	0	0	2	1	0	0	0	0	0	0	0	0	4
17:00	0	0	0	1	3	1	0	0	0	1	0	0	0	0	0	7
17:15	0	1	0	0	0	2	3	0	1	0	0	0	0	0	0	5
17:30	0	0	0	1	0	2	1	0	0	0	0	0	0	0	0	7
17:45	0	1	0	1	0	3	3	0	0	1	0	0	0	0	0	9
18:00	0	1	4	2	4	5	8	2	0	1	0	0	0	0	0	27
18:15	0	0	1	0	1	0	2	2	0	1	0	0	0	0	0	7
18:30	0	0	1	0	2	2	2	1	0	0	0	0	0	0	0	8
18:45	0	0	0	0	3	0	0	0	1	0	0	0	0	0	0	5
19:00	0	0	0	1	1	0	0	0	1	0	0	0	0	0	0	3
19:15	0	0	3	0	4	6	4	3	2	1	0	0	0	0	0	23
19:30	0	0	0	4	3	0	1	0	0	0	0	0	0	0	0	8
19:45	0	0	0	2	2	3	0	0	1	0	0	0	0	0	0	8
20:00	0	0	0	1	0	1	0	0	0	0	0	0	0	0	0	2
20:15	0	0	0	7	7	6	1	0	1	0	0	0	0	0	0	22
20:30	0	0	2	2	0	1	1	0	0	0	0	0	0	0	0	6
20:45	0	0	0	1	0	1	0	0	0	0	0	0	0	0	0	2
21:00	0	0	0	0	1	0	3	1	0	1	0	1	0	0	0	6
21:15	0	0	2	3	1	5	3	0	1	0	1	1	0	0	0	17
21:30	0	0	0	0	2	2	0	2	0	0	0	0	0	0	0	6
21:45	0	0	0	1	0	0	0	0	0	0	0	0	0	0	0	1
22:00	0	1	0	1	2	1	1	0	0	1	0	0	0	0	0	7
22:15	0	0	0	0	1	0	0	0	0	1	0	0	0	0	0	2
22:30	0	0	0	2	5	3	1	2	0	2	0	0	0	0	0	16
22:45	0	0	1	0	1	3	1	0	0	0	0	0	0	0	0	6
23:00	0	0	0	0	0	1	0	0	0	0	0	0	0	0	0	1
23:15	0	0	0	0	1	0	0	0	0	0	0	0	0	0	0	1
23:30	0	0	0	0	0	3	0	0	0	0	0	0	0	0	0	3
23:45	0	0	0	0	2	1	1	0	0	0	0	0	0	0	0	4
Total	3	3	17	32	38	56	39	17	10	6	2	1	0	0	0	224
Total Stats	4	4	28	50	63	79	56	29	22	9	4	1	0	0	0	349

15th Percentile : 22 MPH
50th Percentile : 29 MPH
85th Percentile : 36 MPH
95th Percentile : 40 MPH

Mean Speed(Average) : 29 MPH
10 MPH Pace Speed : 25-34 MPH
Number in Pace : 208
Percent in Pace : 59.6%
Number of Vehicles > 31 MPH : 121
Percent of Vehicles > 31 MPH : 34.7%

Traffic Survey Specialists, Inc.

624 Gardenia Terrace, Delray Beach, Florida 33444

Phone (561) 272-3255 Fax (561) 272-4381

West Park, Florida
Broward
SW 36 St bet Ronald Rd & Virginia Rd

050217T
Site Code: 00000050217
Station ID: 009701450036
Date Start: 03-May-11
Date End: 04-May-11

Westbound

Start Time	010	1115	1620	2125	2628	2931	3234	3537	3840	4143	4446	4749	5052	5355	56147	Total
5/3/11	0	0	0	0	0	0	2	0	0	0	0	0	0	0	0	2
00:15	0	0	1	0	0	0	0	0	0	0	0	0	0	0	0	1
00:30	0	0	0	0	0	0	1	0	0	0	0	0	0	0	0	1
00:45	0	0	0	0	1	2	0	0	1	0	0	0	0	0	0	4
01:00	0	0	1	0	1	2	3	0	1	0	0	0	0	0	0	8
01:15	0	0	0	0	0	0	0	0	0	0	0	0	0	0	0	0
01:30	0	0	0	0	1	1	0	0	0	0	0	0	0	0	0	2
01:45	0	0	0	0	0	0	0	0	0	0	0	0	0	0	0	0
02:00	0	0	0	0	1	1	0	0	0	0	0	0	0	0	0	2
02:15	0	0	0	0	0	0	0	0	0	0	0	0	0	0	0	0
02:30	0	0	0	0	0	0	0	0	0	0	0	0	0	0	0	0
02:45	0	0	0	0	0	0	0	0	0	0	0	0	0	0	0	0
03:00	0	0	0	0	0	0	0	0	0	0	0	0	0	0	0	0
03:15	0	0	0	0	0	0	0	0	0	0	0	0	0	0	0	0
03:30	0	0	0	0	0	0	0	0	0	0	0	0	0	0	0	0
03:45	0	0	0	0	0	0	1	0	0	1	0	0	0	0	0	2
04:00	0	0	0	0	0	0	1	0	0	1	0	0	0	0	0	2
04:15	0	0	0	0	0	0	0	0	0	0	0	0	0	0	0	0
04:30	0	0	0	0	0	0	0	0	0	0	0	0	0	0	0	0
04:45	0	0	0	0	0	0	0	0	0	0	0	0	0	0	0	0
05:00	0	0	0	0	0	0	0	0	1	0	0	0	0	0	0	1
05:15	0	0	0	1	0	0	0	0	0	0	0	0	0	0	0	1
05:30	0	0	0	0	0	0	0	0	0	0	0	0	0	0	0	0
05:45	0	0	1	0	1	0	0	0	0	0	0	0	0	0	0	2
06:00	0	0	1	1	1	0	0	1	0	0	0	0	0	0	0	4
06:15	0	0	0	0	0	0	0	1	0	0	0	0	0	0	0	1
06:30	0	1	0	0	0	0	1	0	1	0	0	0	0	0	0	3
06:45	0	0	0	0	2	0	0	1	0	0	0	0	0	0	0	3
07:00	0	1	0	1	2	1	1	2	2	0	0	0	0	0	0	10
07:15	0	0	0	1	0	1	0	0	0	0	0	0	0	0	0	2
07:30	0	0	0	0	0	0	0	1	0	0	0	0	0	0	0	1
07:45	0	0	0	2	3	0	0	0	0	1	0	0	0	0	0	6
08:00	0	0	0	1	0	0	0	0	0	0	0	0	0	0	0	1
08:15	0	0	0	4	3	1	0	1	0	1	0	0	0	0	0	10
08:30	0	0	0	0	0	3	1	0	0	0	0	0	0	0	0	4
08:45	0	0	0	0	1	0	0	1	0	0	1	0	0	0	0	3
09:00	0	0	0	0	0	3	0	0	1	0	0	0	0	0	0	4
09:15	0	0	0	0	0	0	1	0	0	0	0	0	0	0	0	1
09:30	0	1	0	1	0	0	1	0	0	1	0	0	0	0	0	4
09:45	0	0	0	0	0	0	0	0	2	0	0	0	0	0	0	2
10:00	0	1	0	1	0	0	5	0	3	1	0	0	0	0	0	11
10:15	0	0	0	1	0	0	2	1	0	0	0	0	0	0	0	4
10:30	0	0	0	0	1	0	1	0	0	0	0	0	0	0	0	2
10:45	0	0	0	1	1	0	0	2	1	0	0	0	0	0	0	5
11:00	0	0	1	0	1	0	0	1	0	0	0	0	0	0	0	3
11:15	0	0	1	2	3	0	3	4	1	0	0	0	0	0	0	14
11:30	0	0	0	1	0	0	0	0	0	0	0	0	0	0	0	1
11:45	0	0	0	1	0	0	0	1	0	0	0	0	0	0	0	2
12:00	0	0	1	2	0	1	1	0	0	0	0	0	0	0	0	4
12:15	0	0	1	1	0	0	0	0	0	0	0	0	0	0	0	2
12:30	0	0	1	0	0	0	0	0	0	0	0	0	0	0	0	2
12:45	0	0	1	5	0	1	1	1	0	0	0	0	0	0	0	9
Total	0	2	4	16	14	12	16	10	8	3	1	0	0	0	0	86

Traffic Survey Specialists, Inc.

624 Gardenia Terrace, Delray Beach, Florida 33444

Phone (561) 272-3255 Fax (561) 272-4381

West Park, Florida
Broward
SW 36 St bet Ronald Rd & Virginia Rd

050217T
Site Code: 00000050217
Station ID: 009701450036
Date Start: 03-May-11
Date End: 04-May-11

Westbound

Start Time	010	1115	1620	2125	2628	2931	3234	3537	3840	4143	4446	4749	5052	5355	56147	Total
12 PM	0	0	1	0	1	0	0	0	0	0	0	0	0	0	0	2
12:15	0	0	0	0	0	0	0	0	0	1	0	0	0	0	0	1
12:30	0	1	0	1	1	0	0	1	0	0	0	0	0	0	0	4
12:45	0	0	1	0	0	0	0	0	1	0	0	0	0	0	0	2
13:00	0	1	2	1	2	0	0	1	1	1	0	0	0	0	0	9
13:15	0	1	1	0	0	0	1	0	1	1	0	0	0	0	0	5
13:30	0	0	0	0	0	0	0	0	0	0	1	0	0	0	0	1
13:45	0	0	0	1	1	0	0	3	0	0	0	0	0	0	0	5
14:00	0	0	0	0	0	0	1	0	0	0	0	0	0	0	0	1
14:15	0	1	1	1	1	0	2	3	1	1	1	0	0	0	0	12
14:30	0	0	0	1	3	1	0	0	0	0	0	0	0	0	0	5
14:45	0	0	1	3	1	0	0	1	0	0	0	0	0	0	0	6
15:00	0	0	0	0	1	1	0	0	0	0	0	0	0	0	0	2
15:15	0	0	2	5	5	2	3	1	0	0	0	0	0	0	0	18
15:30	0	0	0	0	2	0	1	0	0	0	0	0	0	0	0	3
15:45	1	0	1	1	0	1	0	0	0	0	0	0	0	0	0	4
16:00	0	0	0	1	0	3	2	1	0	0	1	0	0	0	0	8
16:15	0	0	0	1	0	0	0	0	0	0	0	0	0	0	0	1
16:30	0	0	0	0	2	2	1	0	0	0	0	0	0	0	0	6
16:45	0	0	1	0	0	1	2	1	0	0	0	0	0	0	0	5
17:00	1	0	2	3	4	5	5	1	2	0	0	0	0	0	0	23
17:15	0	0	0	1	1	3	2	0	1	0	1	0	1	0	0	10
17:30	0	1	0	2	1	3	0	1	0	0	0	0	0	0	0	8
17:45	0	0	0	2	1	1	1	0	2	1	0	0	0	0	0	8
18:00	0	1	0	6	3	9	4	3	4	1	1	0	1	0	0	33
18:15	0	0	0	0	1	0	2	2	1	0	1	0	0	0	0	7
18:30	0	2	0	1	1	1	1	1	0	1	0	1	0	0	0	9
18:45	0	0	0	0	0	3	0	2	0	1	0	0	0	0	0	6
19:00	0	0	1	1	3	3	0	3	1	0	0	0	0	0	0	12
19:15	0	2	1	2	5	7	3	8	2	2	1	1	0	0	0	34
19:30	0	0	0	2	0	3	1	0	0	0	0	0	0	0	0	6
19:45	0	0	0	2	2	0	1	0	1	1	0	0	0	0	0	7
20:00	0	0	1	6	2	7	4	0	2	2	0	0	0	0	0	24
20:15	0	0	0	4	0	2	1	0	2	0	0	0	0	0	0	9
20:30	0	0	0	1	0	1	0	1	0	0	0	0	0	0	0	3
20:45	0	0	0	0	1	0	0	0	0	0	0	0	0	0	0	1
21:00	0	0	0	2	0	1	0	0	0	0	0	0	0	0	0	3
21:15	0	0	0	7	1	4	1	1	0	2	0	0	0	0	0	16
21:30	0	1	0	1	2	0	0	0	0	0	0	0	0	0	0	4
21:45	0	0	0	0	0	1	1	0	1	0	0	0	0	0	0	3
22:00	0	0	1	0	1	1	0	0	0	0	1	0	0	0	0	4
22:15	0	1	1	2	3	2	2	1	2	0	1	0	0	0	0	15
22:30	0	0	0	1	1	0	1	0	2	1	0	0	0	0	0	6
22:45	0	0	0	1	1	0	2	2	0	0	0	0	0	0	0	6
23:00	0	0	0	2	0	2	0	0	1	0	0	0	0	0	0	5
23:15	0	0	1	0	1	2	1	0	1	2	0	0	0	0	0	8
23:30	0	0	1	4	3	4	4	2	4	3	0	0	0	0	0	25
23:45	0	0	0	0	0	1	0	1	0	0	0	0	0	0	0	2
Total	2	7	12	42	31	48	33	25	18	12	6	1	1	0	0	238
Total Stats	2	9	16	58	45	60	49	35	26	15	7	1	1	0	0	324

15th Percentile : 22 MPH
50th Percentile : 30 MPH
85th Percentile : 38 MPH
95th Percentile : 42 MPH

Mean Speed(Average) : 30 MPH
10 MPH Pace Speed : 26-35 MPH
Number in Pace : 166
Percent in Pace : 51.2%
Number of Vehicles > 31 MPH : 134
Percent of Vehicles > 31 MPH : 41.4%

Traffic Survey Specialists, Inc.

624 Gardenia Terrace, Delray Beach, Florida 33444

Phone (561) 272-3255 Fax (561) 272-4381

West Park, Florida
Broward
SW 36 St bet Ronald Rd & Virginia Rd

050217T
Site Code: 00000050217
Station ID: 009701450036
Date Start: 03-May-11
Date End: 04-May-11

Eastbound, Westbound

Start Time	0 10	11 15	16 20	21 25	26 28	29 31	32 34	35 37	38 40	41 43	44 46	47 49	50 52	53 55	56 147	Total
5/3/11	0	0	0	0	0	0	2	0	0	0	0	0	0	0	0	2
00:15	1	0	1	0	0	1	1	0	0	0	0	0	0	0	0	4
00:30	0	0	0	0	0	0	2	0	0	0	0	0	0	0	0	2
00:45	0	0	0	0	2	2	0	0	1	0	0	0	0	0	0	5
01:00	1	0	1	0	2	3	5	0	1	0	0	0	0	0	0	13
01:15	0	0	1	0	1	0	0	0	0	0	0	0	0	0	0	2
01:30	0	0	0	1	1	1	0	0	0	0	0	0	0	0	0	3
01:45	0	0	0	0	0	0	1	0	0	0	0	0	0	0	0	1
02:00	0	0	0	0	0	0	0	0	0	0	0	0	0	0	0	0
02:15	0	0	1	1	2	1	1	0	0	0	0	0	0	0	0	6
02:30	0	0	0	0	0	0	0	0	0	0	0	0	0	0	0	0
02:45	0	0	0	0	0	0	0	0	0	0	0	0	0	0	0	0
03:00	0	0	0	0	0	0	0	0	0	0	0	0	0	0	0	0
03:15	0	0	0	0	1	0	0	0	1	0	0	0	0	0	0	2
03:30	0	0	0	0	1	0	0	0	0	0	0	0	0	0	0	1
03:45	0	0	0	0	0	0	1	0	0	1	0	0	0	0	0	2
04:00	0	0	0	0	2	0	1	0	1	1	0	0	0	0	0	5
04:15	0	0	0	0	0	0	1	0	0	0	0	0	0	0	0	1
04:30	0	0	0	1	0	0	0	0	0	0	0	0	0	0	0	1
04:45	0	0	0	0	0	0	0	0	0	0	0	0	0	0	0	0
05:00	0	0	0	1	0	0	1	0	0	0	0	0	0	0	0	2
05:15	0	0	0	0	0	0	0	0	1	0	0	0	0	0	0	1
05:30	0	0	0	1	0	0	0	0	0	0	0	0	0	0	0	1
05:45	0	0	1	0	1	0	0	0	0	0	0	0	0	0	0	2
06:00	0	0	1	1	2	0	0	1	0	0	0	0	0	0	0	5
06:15	0	0	0	0	0	1	0	2	2	0	0	0	0	0	0	5
06:30	0	1	1	1	0	4	1	0	1	1	0	0	0	0	0	9
06:45	0	1	1	0	1	1	3	1	3	0	0	0	0	0	0	11
07:00	0	0	0	0	3	2	2	2	0	0	0	0	0	0	0	9
07:15	0	2	1	1	4	8	6	5	6	1	0	0	0	0	0	34
07:30	0	0	1	1	0	4	0	3	1	0	0	0	0	0	0	10
07:45	0	0	1	1	1	2	0	4	0	0	0	0	0	0	0	9
08:00	0	0	0	5	4	0	1	0	2	1	0	0	0	0	0	13
08:15	0	0	0	2	2	3	2	1	1	0	0	0	0	0	0	11
08:30	0	0	2	9	7	9	3	8	4	1	0	0	0	0	0	43
08:45	0	0	0	2	1	4	2	0	1	1	1	0	0	0	0	12
09:00	0	0	1	0	2	0	0	1	0	1	2	0	0	0	0	7
09:15	0	0	1	0	1	3	0	0	0	0	0	0	0	0	0	5
09:30	0	0	0	2	1	0	1	2	0	0	0	0	0	0	0	6
09:45	0	0	0	2	1	0	1	2	0	0	0	0	0	0	0	6
10:00	0	0	2	4	5	7	3	3	1	2	3	0	0	0	0	30
10:15	0	0	0	0	1	0	3	0	1	0	0	0	0	0	0	5
10:30	0	0	0	1	0	1	1	0	0	0	0	0	0	0	0	3
10:45	0	1	1	2	0	0	1	0	0	1	0	0	0	0	0	6
11:00	0	0	0	0	2	0	0	2	0	0	0	0	0	0	0	4
11:15	0	1	1	3	3	1	5	0	3	1	0	0	0	0	0	18
11:30	0	0	0	2	1	0	3	1	0	0	0	0	0	0	0	7
11:45	0	0	0	2	1	0	2	0	1	0	0	0	0	0	0	6
12:00	0	0	0	3	1	2	0	2	1	0	0	0	0	0	0	9
12:15	0	0	2	1	3	1	1	1	1	0	0	0	0	0	0	9
12:30	0	0	2	8	6	3	6	4	3	0	0	0	0	0	0	32
12:45	0	0	0	1	0	1	0	1	0	0	0	0	0	0	0	3
13:00	0	0	2	1	2	1	1	1	0	0	0	0	0	0	0	8
13:15	0	0	1	3	3	1	1	0	0	0	0	0	0	0	0	9
13:30	0	0	1	1	1	0	0	0	0	0	0	0	0	0	0	3
13:45	0	0	1	1	1	0	0	0	0	0	0	0	0	0	0	3
Total	0	0	4	6	6	3	2	2	0	0	0	0	0	0	0	23
Total	1	3	15	34	39	35	33	22	20	6	3	0	0	0	0	211

Traffic Survey Specialists, Inc.

West Park, Florida
Broward
SW 38 Street West of SW 56 Avenue

624 Gardenia Terrace, Delray Beach, Florida 33444
Phone (561) 272-3255 Fax (561) 272-4381

050218T
Site Code: 00000050218
Station ID: 000210521008
Date Start: 03-May-11
Date End: 04-May-11

Eastbound

Start Time	0 10	11 15	16 20	21 25	26 28	29 31	32 34	35 37	38 40	41 43	44 46	47 49	50 52	53 55	56 147	Total
5/3/11	0	0	0	0	0	0	0	0	0	0	0	0	0	0	0	0
00:15	0	0	0	0	0	0	0	0	0	0	0	0	0	0	0	0
00:30	0	0	0	0	0	0	0	0	0	0	0	0	0	0	0	0
00:45	0	0	0	0	0	0	0	0	1	0	0	0	0	0	0	1
01:00	0	0	0	0	0	0	0	0	1	0	0	0	0	0	0	1
01:15	0	0	0	0	0	0	0	0	0	0	0	0	0	0	0	0
01:30	0	0	0	0	0	1	0	0	0	0	0	0	0	0	0	1
01:45	0	0	0	0	0	0	0	0	0	0	0	0	0	0	0	0
02:00	0	0	0	0	0	1	0	0	0	0	0	0	0	0	0	1
02:15	0	0	0	0	0	0	0	0	0	0	0	0	0	0	0	0
02:30	0	0	0	0	0	0	0	0	0	0	0	0	0	0	0	0
02:45	0	0	0	0	0	0	0	0	0	0	0	0	0	0	0	0
03:00	0	0	0	0	0	0	0	0	0	0	0	0	0	0	0	0
03:15	0	0	0	0	0	0	0	0	0	0	0	0	0	0	0	0
03:30	0	0	0	0	0	0	0	0	0	0	0	0	0	0	0	0
03:45	0	0	0	0	1	0	0	0	0	0	0	0	0	0	0	1
04:00	0	0	0	0	1	0	0	0	0	0	0	0	0	0	0	1
04:15	0	0	0	0	0	0	0	0	0	0	0	0	0	0	0	0
04:30	0	0	0	0	0	0	0	0	0	0	0	0	0	0	0	0
04:45	0	0	0	0	0	0	0	0	0	0	0	0	0	0	0	0
05:00	0	0	0	0	0	0	0	0	0	0	0	0	0	0	0	0
05:15	0	0	0	0	0	0	0	0	0	0	0	0	0	0	0	0
05:30	0	0	0	0	0	0	0	0	0	0	0	0	0	0	0	0
05:45	0	0	0	0	0	0	0	0	0	0	0	0	0	0	0	0
06:00	0	0	0	0	0	0	0	0	0	0	0	0	0	0	0	0
06:15	0	0	0	0	1	0	0	0	0	0	0	0	0	0	0	1
06:30	0	0	1	1	0	0	1	0	0	0	0	0	0	0	0	3
06:45	0	0	0	0	0	0	1	0	0	0	0	0	0	0	0	1
07:00	0	0	1	1	1	0	2	0	0	0	0	0	0	0	0	5
07:15	0	0	1	0	0	0	0	0	0	0	0	0	0	0	0	1
07:30	1	0	0	1	1	0	0	0	0	0	0	0	0	0	0	3
07:45	0	0	0	0	0	1	1	0	0	0	0	0	0	0	0	2
08:00	0	0	0	0	2	0	1	0	0	0	0	0	0	0	0	3
08:15	1	0	1	1	3	1	2	0	0	0	0	0	0	0	0	9
08:30	0	0	0	2	1	1	0	0	0	0	0	0	0	0	0	4
08:45	0	0	1	0	1	0	0	0	0	0	0	0	0	0	0	2
09:00	0	0	1	2	1	1	0	0	0	0	0	0	0	0	0	5
09:15	0	0	0	1	0	0	0	0	0	0	0	0	0	0	0	1
09:30	0	0	2	5	3	2	0	0	0	0	0	0	0	0	0	12
09:45	1	0	0	1	0	0	0	0	0	0	0	0	0	0	0	2
10:00	0	0	0	1	1	1	0	1	0	0	0	0	0	0	0	4
10:15	0	0	0	0	0	0	0	0	0	0	0	0	0	0	0	4
10:30	0	0	0	2	0	0	0	0	0	0	0	0	0	0	0	2
10:45	0	0	0	0	0	0	0	0	0	0	0	0	0	0	0	2
11:00	0	0	0	0	0	0	0	0	0	0	0	0	0	0	0	0
11:15	0	0	0	3	0	0	0	0	0	0	0	0	0	0	0	3
11:30	0	0	1	0	1	0	0	0	0	0	0	0	0	0	0	2
11:45	0	0	0	0	0	2	0	0	0	0	0	0	0	0	0	2
Total	2	0	5	16	11	7	5	1	1	0	0	0	0	0	0	48

Traffic Survey Specialists, Inc.

624 Gardenia Terrace, Delray Beach, Florida 33444

Phone (561) 272-3255 Fax (561) 272-4381

West Park, Florida
Broward
SW 38 Street West of SW 56 Avenue

050218T
Site Code: 00000050218
Station ID: 000210521008
Date Start: 03-May-11
Date End: 04-May-11

Eastbound

Start Time	010	1115	1620	2125	2628	2931	3234	3537	3840	4143	4446	4749	5052	5355	56147	Total
12 PM	0	0	0	1	0	1	0	0	0	0	0	0	0	0	0	2
12:15	0	0	0	0	0	1	0	0	0	0	0	0	0	0	0	1
12:30	0	0	0	0	0	0	0	0	0	0	0	0	0	0	0	0
12:45	0	0	0	0	0	0	0	0	0	0	0	0	0	0	0	0
13:00	0	0	0	1	1	0	0	0	0	0	0	0	0	0	0	2
13:15	0	0	0	0	1	0	1	0	0	0	0	0	0	0	0	2
13:30	0	1	1	0	1	0	0	0	0	0	0	0	0	0	0	3
13:45	0	0	0	0	2	0	0	0	0	0	0	0	0	0	0	2
14:00	0	1	1	1	5	0	1	0	0	0	0	0	0	0	0	9
14:15	0	0	0	1	1	0	0	1	0	0	0	0	0	0	0	2
14:30	0	0	0	0	0	0	0	0	0	0	0	0	0	0	0	0
14:45	0	0	0	2	0	0	0	0	0	0	0	0	0	0	0	2
15:00	0	0	0	3	1	0	1	2	0	0	0	0	0	0	0	7
15:15	1	0	0	1	2	0	2	1	0	0	0	0	0	0	0	7
15:30	0	0	0	1	0	0	0	0	0	0	0	0	0	0	0	1
15:45	1	0	0	0	1	0	0	0	0	0	0	0	0	0	0	2
16:00	2	0	0	2	3	0	2	1	0	0	0	0	0	0	0	10
16:15	0	0	0	1	0	0	0	0	0	0	0	0	0	0	0	1
16:30	0	0	0	0	2	3	0	2	0	0	0	0	0	0	0	7
16:45	0	0	0	0	1	0	0	0	0	0	0	0	0	0	0	1
17:00	0	1	0	1	0	1	0	0	0	0	0	0	0	0	0	3
17:15	0	1	0	2	3	4	0	2	0	0	0	0	0	0	0	12
17:30	0	0	0	2	1	0	1	0	0	0	0	0	0	0	0	4
17:45	0	0	0	1	0	0	0	0	0	0	0	0	0	0	0	1
18:00	0	0	0	1	1	0	0	0	0	0	0	0	0	0	0	2
18:15	0	0	1	0	1	0	0	0	0	0	0	0	0	0	0	2
18:30	0	0	1	0	0	0	0	0	0	0	0	0	0	0	0	1
18:45	2	1	1	2	0	0	0	0	0	0	0	0	0	0	0	6
19:00	2	1	3	3	1	1	0	0	0	0	0	0	0	0	0	11
19:15	1	0	1	0	0	0	0	0	0	0	0	0	0	0	0	2
19:30	0	0	0	0	0	1	0	0	0	0	0	0	0	0	0	1
19:45	0	0	0	1	2	0	0	0	0	0	0	0	0	0	0	3
20:00	0	0	0	0	2	0	0	0	0	0	0	0	0	0	0	2
20:15	1	0	1	1	4	1	0	0	0	0	0	0	0	0	0	8
20:30	0	0	0	0	0	0	0	0	0	0	0	0	0	0	0	0
20:45	0	1	0	0	0	0	0	1	0	0	0	0	0	0	0	2
21:00	0	0	1	1	1	0	1	2	0	0	0	0	0	0	0	8
21:15	0	0	0	1	0	0	1	0	0	0	0	0	0	0	0	2
21:30	0	0	0	0	0	0	0	0	0	0	0	0	0	0	0	0
21:45	0	0	0	1	1	0	0	1	0	0	0	0	0	0	0	3
22:00	0	0	0	0	0	0	0	0	0	0	0	0	0	0	0	0
22:15	0	0	0	2	1	0	1	1	0	0	0	0	0	0	0	5
22:30	0	0	0	0	0	0	0	0	0	0	0	0	0	0	0	0
22:45	0	0	1	0	0	0	0	0	0	0	0	0	0	0	0	1
23:00	0	0	0	1	0	0	0	0	0	0	0	0	0	0	0	1
23:15	0	0	0	0	0	0	0	0	0	0	0	0	0	0	0	0
23:30	0	0	0	0	0	0	0	0	0	0	0	0	0	0	0	0
23:45	0	0	0	0	1	1	1	0	0	0	0	0	0	0	0	3
Total	6	4	8	22	24	12	8	8	0	0	0	0	0	0	0	92

Total Stats 8 4 13 38 35 19 13 9 1 0 0 0 0 0 0 0 140

15th Percentile : 19 MPH
50th Percentile : 26 MPH
85th Percentile : 32 MPH
95th Percentile : 35 MPH

Mean Speed(Average) : 25 MPH
10 MPH Pace Speed : 21-30 MPH
Number in Pace : 86
Percent in Pace : 61.4%
Number of Vehicles > 31 MPH : 23
Percent of Vehicles > 31 MPH : 16.4%

Traffic Survey Specialists, Inc.

624 Gardenia Terrace, Delray Beach, Florida 33444

Phone (561) 272-3255 Fax (561) 272-4381

West Park, Florida
Broward
SW 38 Street West of SW 56 Avenue

050218T
Site Code: 00000050218
Station ID: 000210521008
Date Start: 03-May-11
Date End: 04-May-11

Westbound

Start Time	010	1115	1620	2125	2628	2931	3234	3537	3840	4143	4446	4749	5052	5355	56147	Total
12 PM	0	0	0	1	0	0	0	0	0	0	0	0	0	0	0	1
12:15	0	0	0	1	0	0	0	0	0	0	0	0	0	0	0	1
12:30	0	0	1	0	0	1	0	0	0	0	0	0	0	0	0	2
12:45	0	0	0	1	0	0	0	0	0	0	0	0	0	0	0	1
13:00	0	0	1	3	0	1	0	0	0	0	0	0	0	0	0	5
13:15	0	0	0	0	0	0	0	0	0	0	0	0	0	0	0	0
13:30	0	0	0	1	0	0	0	0	0	0	0	0	0	0	0	1
13:45	0	1	0	0	0	0	0	0	0	0	0	0	0	0	0	1
14:00	0	0	0	0	0	0	1	0	1	0	0	0	0	0	0	2
14:15	0	1	0	1	0	0	1	0	1	0	0	0	0	0	0	4
14:30	0	0	1	1	0	0	0	0	0	0	0	0	0	0	0	2
14:45	0	0	0	0	0	0	0	0	0	0	1	0	0	0	0	0
15:00	0	0	1	2	1	2	0	1	1	0	1	0	0	0	0	9
15:15	0	0	1	0	1	0	0	1	0	0	0	0	0	0	0	3
15:30	0	0	0	1	2	2	1	0	0	0	0	0	0	0	0	6
15:45	0	0	0	0	0	0	0	0	0	0	0	0	0	0	0	0
16:00	0	0	0	1	0	1	0	0	0	0	0	0	0	0	0	2
16:15	0	0	1	2	3	3	1	1	0	0	0	0	0	0	0	11
16:30	1	0	0	0	0	2	2	0	0	0	0	0	0	0	0	5
16:45	0	0	0	0	1	1	1	1	0	0	0	0	0	0	0	4
17:00	0	0	0	0	1	0	0	0	0	0	0	0	0	0	0	1
17:15	1	0	0	1	2	3	3	2	0	0	0	0	0	0	0	12
17:30	0	0	2	0	0	0	0	1	0	0	0	0	0	0	0	3
17:45	0	0	0	0	0	0	1	0	0	0	0	0	0	0	0	1
18:00	0	1	0	1	3	4	0	0	0	0	0	0	0	0	0	5
18:15	0	0	0	0	1	1	0	0	0	0	0	0	0	0	0	2
18:30	0	0	0	0	1	1	0	0	0	0	0	0	0	0	0	2
18:45	1	2	0	0	2	3	0	0	0	0	0	0	0	0	0	8
19:00	2	3	1	1	4	5	1	0	0	0	0	0	0	0	0	17
19:15	0	0	0	0	0	0	0	0	0	0	0	0	0	0	0	0
19:30	0	1	1	1	0	0	0	0	0	0	0	0	0	0	0	3
19:45	0	1	0	1	0	0	0	0	0	0	0	0	0	0	0	2
20:00	0	0	0	0	0	1	1	0	0	0	0	0	0	0	0	2
20:15	1	2	1	2	1	1	1	0	0	0	0	0	0	0	0	8
20:30	0	0	3	0	0	0	0	0	0	0	0	0	0	0	0	4
20:45	0	0	1	1	0	1	0	0	0	0	0	0	0	0	0	3
21:00	0	0	2	0	0	0	0	0	0	0	0	0	0	0	0	2
21:15	0	0	2	1	1	0	0	0	0	0	0	0	0	0	0	4
21:30	0	0	0	0	1	0	0	0	0	0	0	0	0	0	0	1
21:45	0	0	0	0	0	1	0	1	0	0	0	0	0	0	0	2
22:00	0	0	4	0	0	0	0	0	0	0	0	0	0	0	0	4
22:15	0	0	6	1	2	1	0	1	0	0	0	0	0	0	0	11
22:30	0	0	6	0	0	0	0	0	0	0	0	0	0	0	0	6
22:45	0	0	2	0	1	0	0	1	0	0	0	0	0	0	0	4
23:00	0	0	0	0	0	0	0	0	0	0	0	0	0	0	0	0
23:15	0	0	0	0	0	0	0	0	0	0	0	0	0	0	0	0
23:30	0	0	0	0	0	0	0	0	0	0	0	0	0	0	0	0
23:45	0	0	0	0	0	0	0	0	0	0	0	0	0	0	0	0
Total	4	7	27	20	18	18	8	7	3	1	1	0	1	0	0	115
Total Stats	6	10	34	30	28	27	11	8	3	1	1	0	1	0	0	160

15th Percentile : 17 MPH
50th Percentile : 25 MPH
85th Percentile : 32 MPH
95th Percentile : 36 MPH

Mean Speed(Average) : 25 MPH
10 MPH Pace Speed : 22-31 MPH
Number in Pace : 79
Percent in Pace : 49.4%
Number of Vehicles > 31 MPH : 25
Percent of Vehicles > 31 MPH : 15.6%

Traffic Survey Specialists, Inc.

624 Gardenia Terrace, Delray Beach, Florida 33444

Phone (561) 272-3255 Fax (561) 272-4381

West Park, Florida
Broward
SW 38 Street West of SW 56 Avenue

050218T
Site Code: 00000050218
Station ID: 000210521008
Date Start: 03-May-11
Date End: 04-May-11

Eastbound, Westbound

Start Time	0 10	11 15	16 20	21 25	26 28	29 31	32 34	35 37	38 40	41 43	44 46	47 49	50 52	53 55	56 147	Total
5/3/11	0	0	0	0	0	0	0	0	0	0	0	0	0	0	0	0
00:15	0	0	0	0	0	0	0	0	0	0	0	0	0	0	0	0
00:30	0	0	0	0	0	0	0	0	0	0	0	0	0	0	0	0
00:45	0	0	0	0	0	1	0	0	1	0	0	0	0	0	0	2
01:00	0	0	0	0	0	1	0	0	1	0	0	0	0	0	0	2
01:15	0	0	0	0	0	0	0	0	0	0	0	0	0	0	0	0
01:30	0	0	0	0	0	1	0	0	0	0	0	0	0	0	0	1
01:45	0	0	0	0	0	0	0	0	0	0	0	0	0	0	0	0
02:00	0	0	0	0	0	1	0	0	0	0	0	0	0	0	0	1
02:15	0	0	0	0	0	0	0	0	0	0	0	0	0	0	0	0
02:30	0	0	0	0	0	0	0	0	0	0	0	0	0	0	0	0
02:45	0	0	0	0	0	0	0	0	0	0	0	0	0	0	0	0
03:00	0	0	0	0	0	0	0	0	0	0	0	0	0	0	0	0
03:15	0	0	0	0	0	0	0	0	0	0	0	0	0	0	0	0
03:30	0	0	0	1	0	0	0	0	0	0	0	0	0	0	0	1
03:45	0	0	0	0	1	0	0	0	0	0	0	0	0	0	0	1
04:00	0	0	0	1	1	0	0	0	0	0	0	0	0	0	0	2
04:15	0	0	0	0	0	0	0	0	0	0	0	0	0	0	0	0
04:30	0	0	1	0	0	0	1	0	0	0	0	0	0	0	0	2
04:45	0	0	0	0	0	0	0	0	0	0	0	0	0	0	0	0
05:00	0	0	1	0	0	0	1	0	0	0	0	0	0	0	0	2
05:15	0	0	0	0	0	0	0	0	0	0	0	0	0	0	0	0
05:30	0	0	0	0	0	0	0	0	0	0	0	0	0	0	0	0
05:45	0	0	0	0	0	0	0	0	0	0	0	0	0	0	0	0
06:00	0	0	0	0	1	0	0	0	0	0	0	0	0	0	0	1
06:15	0	0	0	0	0	0	0	0	0	0	0	0	0	0	0	0
06:30	0	0	1	1	0	0	1	0	0	0	0	0	0	0	0	3
06:45	0	0	0	0	0	1	1	0	0	0	0	0	0	0	0	2
07:00	0	0	1	1	1	1	2	0	0	0	0	0	0	0	0	6
07:15	0	0	1	1	0	0	0	0	0	0	0	0	0	0	0	2
07:30	1	0	1	1	1	1	0	0	0	0	0	0	0	0	0	5
07:45	0	0	0	1	1	1	2	0	0	0	0	0	0	0	0	5
08:00	0	0	2	0	2	0	1	0	0	0	0	0	0	0	0	5
08:15	1	0	4	3	4	2	3	0	0	0	0	0	0	0	0	17
08:30	0	1	2	2	2	1	0	0	0	0	0	0	0	0	0	8
08:45	0	1	1	1	3	1	0	0	0	0	0	0	0	0	0	7
09:00	0	0	1	2	1	1	0	0	0	0	0	0	0	0	0	5
09:15	0	0	0	2	1	0	0	0	0	0	0	0	0	0	0	3
09:30	0	0	0	1	0	1	0	0	0	0	0	0	0	0	0	2
09:45	0	0	0	1	0	1	0	0	0	0	0	0	0	0	0	2
10:00	3	0	1	5	2	3	1	1	0	0	0	0	0	0	0	16
10:15	0	0	0	0	1	0	0	0	0	0	0	0	0	0	0	1
10:30	0	0	0	2	0	0	0	1	0	0	0	0	0	0	0	3
10:45	0	0	0	1	1	2	0	0	0	0	0	0	0	0	0	4
11:00	0	1	0	1	0	0	0	0	0	0	0	0	0	0	0	2
11:15	0	1	0	4	2	2	0	1	0	0	0	0	0	0	0	10
11:30	0	0	1	2	1	0	0	0	0	0	0	0	0	0	0	4
11:45	0	0	0	1	1	2	0	0	0	0	0	0	0	0	0	4
Total	4	3	12	26	21	16	8	2	1	0	0	0	0	0	0	93

Traffic Survey Specialists, Inc.

624 Gardenia Terrace, Delray Beach, Florida 33444

Phone (561) 272-3255 Fax (561) 272-4381

West Park, Florida
Broward
SW 38 Street West of SW 56 Avenue

050218T
Site Code: 00000050218
Station ID: 000210521008
Date Start: 03-May-11
Date End: 04-May-11

Eastbound, Westbound

Start Time	010	1115	1620	2125	2628	2931	3234	3537	3840	4143	4446	4749	5052	5355	56147	Total
12 PM	0	0	0	2	0	1	0	0	0	0	0	0	0	0	0	3
12:15	0	0	0	1	0	1	0	0	0	0	0	0	0	0	0	2
12:30	0	0	1	0	0	1	0	0	0	0	0	0	0	0	0	2
12:45	0	0	0	1	0	0	0	0	0	0	0	0	0	0	0	1
13:00	0	0	1	4	0	3	0	0	0	0	0	0	0	0	0	8
13:15	0	0	0	1	1	0	0	0	0	0	0	0	0	0	0	2
13:30	0	0	0	1	1	0	1	0	0	0	0	0	0	0	0	3
13:45	0	2	1	0	1	0	0	0	0	0	0	0	0	0	0	4
14:00	0	0	0	0	2	0	1	0	1	0	0	0	0	0	0	4
14:15	0	2	1	2	5	0	2	0	1	0	0	0	0	0	0	13
14:30	0	0	1	1	0	0	1	1	0	0	0	0	0	0	0	4
14:45	0	0	0	1	1	1	0	0	0	0	1	0	0	0	0	4
15:00	0	0	0	2	0	0	0	0	0	0	0	0	0	0	0	2
15:15	0	0	1	5	2	2	1	3	1	0	1	0	0	0	0	16
15:30	1	0	1	1	3	0	2	2	0	0	0	0	0	0	0	10
15:45	0	0	0	2	2	2	1	0	0	0	0	0	0	0	0	7
16:00	1	0	0	0	1	0	0	0	0	0	0	0	0	0	0	2
16:15	0	0	0	1	0	1	0	0	0	0	0	0	0	0	0	2
16:30	2	0	1	4	6	3	3	2	0	0	0	0	0	0	0	21
16:45	1	0	0	1	0	2	2	0	0	0	0	0	0	0	0	6
17:00	0	0	0	1	2	3	0	3	0	0	0	0	0	0	0	9
17:15	0	0	0	0	2	1	1	1	0	0	0	0	0	0	0	5
17:30	0	1	0	1	1	0	0	0	0	0	0	0	0	0	0	4
17:45	0	1	0	1	1	1	0	0	0	0	0	0	0	0	0	4
18:00	1	1	0	3	5	7	3	4	0	0	0	0	0	0	0	24
18:15	0	0	2	2	1	0	1	1	0	0	0	0	0	0	0	7
18:30	0	0	0	1	0	0	1	0	0	0	0	0	0	0	0	2
18:45	0	1	0	2	4	0	0	0	0	0	0	0	0	0	0	7
19:00	1	0	0	3	3	1	0	0	1	0	0	0	1	0	0	10
19:15	1	1	2	8	8	1	2	1	1	0	0	0	1	0	0	26
19:30	0	1	0	1	1	1	1	0	0	0	0	0	0	0	0	5
19:45	0	0	1	0	2	1	0	0	0	0	0	0	0	0	0	4
20:00	3	1	2	3	0	1	0	0	0	0	0	0	0	0	0	9
20:15	4	4	4	4	5	6	1	0	0	0	0	0	0	0	0	10
20:30	1	0	1	0	1	0	0	0	0	0	0	0	0	0	0	3
20:45	0	1	1	1	0	1	0	0	0	0	0	0	0	0	0	4
21:00	0	1	0	2	2	0	0	0	0	0	0	0	0	0	0	5
21:15	0	0	0	0	0	0	0	0	0	0	0	0	0	0	0	0
21:30	0	1	0	2	2	0	0	0	0	0	0	0	0	0	0	5
21:45	0	0	0	0	2	1	1	0	0	0	0	0	0	0	0	4
22:00	1	2	2	3	5	2	1	0	0	0	0	0	0	0	0	16
22:15	1	0	3	0	0	0	0	0	0	0	0	0	0	0	0	4
22:30	0	1	1	1	0	1	0	1	0	0	0	0	0	0	0	5
22:45	0	0	3	1	1	0	0	1	0	0	0	0	0	0	0	6
23:00	0	0	1	0	0	0	1	0	1	0	0	0	0	0	0	3
23:15	0	0	0	0	0	0	0	0	0	0	0	0	0	0	0	0
23:30	0	0	0	1	1	1	0	2	0	0	0	0	0	0	0	5
23:45	0	0	4	0	0	0	0	0	0	0	0	0	0	0	0	4
Total	10	11	35	42	42	30	16	15	3	1	1	0	1	0	0	207
Total Stats	14	14	47	68	63	46	24	17	4	1	1	0	1	0	0	300

15th Percentile : 17 MPH
50th Percentile : 26 MPH
85th Percentile : 32 MPH
95th Percentile : 36 MPH

Mean Speed(Average) : 25 MPH
10 MPH Pace Speed : 22-31 MPH
Number in Pace : 163
Percent in Pace : 54.3%
Number of Vehicles > 31 MPH : 48
Percent of Vehicles > 31 MPH : 16.0%

Traffic Survey Specialists, Inc.

West Park, Florida
Broward
SW 40 Street West of SW 56 Avenue

624 Gardenia Terrace, Delray Beach, Florida 33444
Phone (561) 272-3255 Fax (561) 272-4381

050220T
Site Code: 00000050220
Station ID: 009601100039
Date Start: 03-May-11
Date End: 04-May-11

Eastbound

Start Time	0 10	11 15	16 20	21 25	26 28	29 31	32 34	35 37	38 40	41 43	44 46	47 49	50 52	53 55	56 147	Total
5/3/11	0	0	0	0	0	0	0	0	0	0	0	0	0	0	0	0
00:15	0	0	0	0	0	0	1	0	0	0	0	0	0	0	0	1
00:30	0	0	0	0	0	0	0	0	0	0	0	0	0	0	0	0
00:45	0	0	0	0	0	0	0	0	0	0	0	0	0	0	0	0
01:00	0	0	0	0	0	0	1	0	0	0	0	0	0	0	0	1
01:15	0	0	0	0	0	1	1	0	0	0	0	0	0	0	0	2
01:30	0	0	0	0	0	0	0	0	0	0	0	0	0	0	0	0
01:45	0	0	0	0	0	0	0	0	0	0	0	0	0	0	0	0
02:00	0	0	0	0	0	1	1	0	0	0	0	0	0	0	0	2
02:15	0	0	0	0	0	0	0	0	0	0	0	0	0	0	0	0
02:30	0	0	0	0	0	0	0	0	0	0	0	0	0	0	0	0
02:45	0	0	0	0	0	0	0	0	0	0	0	0	0	0	0	0
03:00	0	0	0	0	0	0	0	0	0	0	0	0	0	0	0	0
03:15	0	0	0	0	0	0	0	0	0	0	0	0	0	0	0	0
03:30	0	0	0	0	0	1	0	0	0	0	0	0	0	0	0	1
03:45	0	0	0	0	0	0	0	0	0	0	0	0	0	0	0	0
04:00	0	0	0	0	0	1	0	0	0	0	0	0	0	0	0	1
04:15	0	0	0	0	0	0	0	0	0	0	0	0	0	0	0	0
04:30	0	0	0	0	0	0	0	0	0	0	0	0	0	0	0	0
04:45	0	0	0	0	0	0	0	0	0	0	0	0	0	0	0	0
05:00	0	0	0	0	0	0	0	0	0	0	0	0	0	0	0	0
05:15	0	0	1	0	0	0	0	0	0	0	0	0	0	0	0	1
05:30	0	0	0	0	0	0	0	0	0	0	0	0	0	0	0	0
05:45	0	0	0	0	0	0	0	0	0	0	0	0	0	0	0	0
06:00	0	0	1	0	0	0	0	0	0	0	0	0	0	0	0	1
06:15	0	0	0	1	0	0	0	0	0	0	0	0	0	0	0	1
06:30	0	0	0	0	0	0	0	0	0	0	0	0	0	0	0	0
06:45	0	0	0	1	0	0	0	0	0	0	0	0	0	0	0	1
07:00	0	0	0	2	0	0	0	0	0	0	0	0	0	0	0	2
07:15	0	1	0	1	1	0	0	0	1	0	0	0	0	0	0	3
07:30	0	0	0	1	2	1	0	0	0	0	0	0	0	0	0	5
07:45	0	0	0	1	0	0	1	0	0	0	0	0	0	0	0	2
08:00	0	1	1	2	4	1	1	0	1	0	0	0	0	0	0	11
08:15	0	0	0	1	0	0	0	0	0	0	0	0	0	0	0	1
08:30	0	0	0	0	0	0	0	0	0	0	0	0	0	0	0	0
08:45	0	0	1	0	0	1	0	0	0	0	0	0	0	0	0	2
09:00	0	2	1	0	0	0	0	0	0	0	0	0	0	0	0	3
09:15	0	2	2	1	0	1	0	0	0	0	0	0	0	0	0	6
09:30	0	0	0	0	0	1	0	0	0	0	0	0	0	0	0	1
09:45	0	0	0	1	0	0	0	0	0	0	0	0	0	0	0	1
10:00	0	0	1	2	0	1	1	0	0	0	0	0	0	0	0	5
10:15	0	0	0	0	1	0	0	0	0	0	0	0	0	0	0	1
10:30	0	0	0	2	0	0	0	0	0	0	0	0	0	0	0	2
10:45	0	0	0	0	0	0	0	0	0	0	0	0	0	0	0	0
11:00	0	1	1	2	0	0	0	0	0	0	0	0	0	0	0	4
11:15	0	1	1	4	1	0	0	0	0	0	0	0	0	0	0	7
11:30	0	0	1	0	0	0	0	0	0	0	0	0	0	0	0	1
11:45	0	0	0	0	0	0	0	0	0	0	0	0	0	0	0	0
Total	1	4	7	12	5	5	4	0	1	0	0	0	0	0	0	39

Traffic Survey Specialists, Inc.

West Park, Florida
Broward
SW 40 Street West of SW 56 Avenue

624 Gardenia Terrace, Delray Beach, Florida 33444
Phone (561) 272-3255 Fax (561) 272-4381

050220T
Site Code: 00000050220
Station ID: 009601100039
Date Start: 03-May-11
Date End: 04-May-11

Eastbound

Start Time	010	1115	1620	2125	2628	2931	3234	3537	3840	4143	4446	4749	5052	5355	56147	Total
12 PM	0	0	0	0	0	0	0	0	0	0	0	0	0	0	0	0
12:15	0	0	0	0	0	0	0	0	0	0	0	1	0	0	0	1
12:30	0	1	0	0	0	1	0	0	0	0	0	0	0	0	0	2
12:45	0	0	0	1	0	0	0	0	0	0	0	0	0	0	0	1
13:00	0	1	0	1	0	1	0	0	0	0	0	1	0	0	0	4
13:15	0	0	0	1	0	1	0	0	0	0	0	0	0	0	0	2
13:30	0	0	0	0	0	0	0	0	0	0	0	0	0	0	0	0
13:45	0	0	0	0	0	0	1	0	0	0	0	0	0	0	0	1
14:00	0	0	0	2	0	2	1	0	0	0	0	0	0	0	0	5
14:15	0	0	1	1	0	0	0	0	0	0	0	0	0	0	0	2
14:30	0	0	0	1	1	0	0	0	0	0	0	0	0	0	0	2
14:45	0	0	0	1	1	0	0	0	0	0	0	0	0	0	0	2
15:00	0	0	1	4	2	0	0	0	0	0	0	0	0	0	0	7
15:15	0	0	0	0	1	0	0	0	0	0	0	0	0	0	0	1
15:30	0	0	0	1	1	0	0	0	0	0	0	0	0	0	0	2
15:45	0	0	0	1	0	0	0	0	0	0	0	0	0	0	0	1
16:00	0	0	0	3	2	0	0	0	0	0	0	0	0	0	0	5
16:15	0	0	0	0	0	3	0	0	0	0	0	0	0	0	0	3
16:30	0	0	0	0	1	0	0	0	0	0	0	0	0	0	0	1
16:45	0	0	0	2	0	0	0	0	0	0	0	0	0	0	0	2
17:00	0	0	0	2	4	0	0	0	0	0	1	0	0	0	0	7
17:15	0	0	0	2	1	0	0	0	0	0	0	0	0	0	0	3
17:30	0	0	0	0	0	0	1	0	0	0	0	0	0	0	0	1
17:45	0	0	0	0	0	0	0	0	0	0	0	0	0	0	0	0
18:00	0	0	0	3	1	0	1	0	0	0	0	0	0	0	0	5
18:15	0	0	0	2	0	0	1	0	0	0	0	0	0	0	0	3
18:30	0	1	0	1	0	0	0	0	0	0	0	0	0	0	0	2
18:45	0	0	0	0	0	0	0	0	0	0	0	0	0	0	0	0
19:00	0	1	1	2	0	0	0	0	0	0	0	0	0	0	0	4
19:15	0	2	1	5	0	0	1	0	0	0	0	0	0	0	0	9
19:30	0	0	0	0	1	1	0	0	0	0	0	0	0	0	0	2
19:45	0	0	2	1	0	0	0	0	0	0	0	0	0	0	0	3
20:00	0	0	0	1	0	0	0	0	0	0	0	0	0	0	0	1
20:15	0	0	2	4	1	1	0	0	0	0	0	0	0	0	0	8
20:30	0	0	1	1	0	0	0	0	0	0	0	0	0	0	0	2
20:45	0	0	0	1	0	0	0	0	0	0	0	0	0	0	0	1
21:00	0	0	3	3	0	0	0	0	0	0	0	0	0	0	0	6
21:15	0	0	0	0	0	0	0	0	0	0	0	0	0	0	0	0
21:30	0	0	0	0	0	1	0	0	0	0	0	0	0	0	0	1
21:45	0	0	0	0	0	0	0	0	0	0	0	0	0	0	0	0
22:00	0	0	1	1	0	0	0	0	0	0	0	0	0	0	0	2
22:15	1	0	0	0	0	1	0	0	0	0	0	0	0	0	0	3
22:30	0	0	0	0	1	0	0	0	0	0	0	0	0	0	0	1
22:45	0	0	1	0	0	0	0	0	0	0	0	0	0	0	0	1
23:00	0	0	0	0	0	0	0	0	0	0	0	0	0	0	0	0
23:15	0	0	0	0	0	0	0	0	0	0	0	0	0	0	0	0
23:30	0	0	1	0	0	0	0	0	0	0	0	0	0	0	0	1
23:45	1	0	0	0	0	0	0	0	0	0	0	0	0	0	0	1
Total	1	0	1	0	0	0	0	0	0	0	0	0	0	0	0	2
Total	2	3	10	28	11	5	3	0	0	0	1	1	0	0	0	64
Total	3	7	17	40	16	10	7	0	1	0	1	1	0	0	0	103

Stats
15th Percentile : 17 MPH
50th Percentile : 24 MPH
85th Percentile : 30 MPH
95th Percentile : 33 MPH

Mean Speed(Average) : 24 MPH
10 MPH Pace Speed : 19-28 MPH
Number in Pace : 64
Percent in Pace : 62.1%
Number of Vehicles > 31 MPH : 10
Percent of Vehicles > 31 MPH : 9.7%

Traffic Survey Specialists, Inc.

624 Gardenia Terrace, Delray Beach, Florida 33444

Phone (561) 272-3255 Fax (561) 272-4381

West Park, Florida
Broward
SW 40 Street West of SW 56 Avenue

050220T
Site Code: 00000050220
Station ID: 009601100039
Date Start: 03-May-11
Date End: 04-May-11

Westbound

Start Time	010	1115	1620	2125	2628	2931	3234	3537	3840	4143	4446	4749	5052	5355	56147	Total
12 PM	0	0	0	1	0	0	0	0	0	0	0	0	0	0	0	1
12:15	0	0	0	0	0	0	0	0	1	0	0	0	0	0	0	1
12:30	0	0	0	0	1	0	0	0	0	0	0	0	1	1	0	3
12:45	0	0	0	1	0	0	0	0	0	0	0	0	0	0	0	1
13:00	0	0	0	2	1	0	0	0	1	0	0	0	1	1	0	6
13:15	0	0	1	0	0	0	0	1	0	0	0	0	0	0	0	2
13:30	0	1	0	0	0	0	0	0	0	0	0	0	0	0	0	1
13:45	0	0	0	1	0	0	0	0	0	0	0	0	0	0	0	1
14:00	0	0	0	0	0	1	0	0	0	0	0	0	0	0	0	1
14:15	0	1	1	1	0	1	0	1	0	0	0	0	0	0	0	5
14:30	0	0	0	1	1	0	0	0	0	0	0	0	0	0	0	2
14:45	0	0	0	3	2	0	0	0	0	0	0	0	0	0	0	5
15:00	0	0	0	1	0	0	0	1	0	0	0	0	0	0	0	2
15:15	0	0	0	5	3	0	0	1	0	0	0	0	0	0	0	9
15:30	0	0	0	0	1	1	0	0	0	0	0	0	0	0	0	2
15:45	0	0	0	0	0	0	0	0	0	0	0	0	0	0	0	0
16:00	0	0	0	0	2	0	1	0	1	0	0	0	0	0	0	4
16:15	0	0	0	1	0	0	0	0	0	0	0	0	0	0	0	0
16:30	0	0	0	1	0	0	0	0	0	0	0	0	0	0	0	1
16:45	0	1	1	0	1	1	0	0	0	0	0	0	0	0	0	4
17:00	0	1	2	2	4	1	0	0	1	0	0	0	0	0	0	11
17:15	0	0	2	0	0	1	0	0	0	0	0	0	0	0	0	3
17:30	0	0	0	0	1	0	0	0	0	0	0	0	0	0	0	1
17:45	0	0	0	1	2	0	0	2	0	0	0	0	0	0	0	5
18:00	0	0	1	1	0	1	0	0	0	0	1	0	0	0	0	4
18:15	0	0	3	2	3	2	0	2	0	0	1	0	0	0	0	13
18:30	0	0	0	1	0	0	1	0	0	0	0	0	0	0	0	2
18:45	0	0	0	0	0	1	0	0	0	0	0	0	0	0	0	1
19:00	0	0	0	1	0	0	0	0	1	0	0	0	0	0	0	2
19:15	0	0	0	2	0	1	1	0	1	0	0	0	0	0	0	5
19:30	0	0	0	0	0	0	0	0	0	0	0	0	0	0	0	0
19:45	0	0	0	1	0	0	0	0	0	0	0	0	0	0	0	1
20:00	0	1	1	2	0	0	1	0	0	0	0	0	0	0	0	5
20:15	0	0	0	0	0	1	0	0	0	0	0	0	0	0	0	1
20:30	0	0	2	1	0	0	0	0	0	0	0	0	0	0	0	3
20:45	0	0	0	1	0	0	0	0	0	0	0	0	0	0	0	1
21:00	0	0	0	0	0	0	0	0	0	0	0	0	0	0	0	0
21:15	0	0	2	2	0	1	0	0	0	0	0	0	0	0	0	5
21:30	0	1	0	2	1	0	0	0	0	0	0	0	0	0	0	4
21:45	0	0	0	0	1	0	0	0	0	0	0	0	0	0	0	1
22:00	0	0	0	0	0	1	0	0	0	0	0	0	0	0	0	1
22:15	0	1	0	2	2	0	0	0	0	0	0	0	0	0	0	7
22:30	0	0	0	0	0	0	0	0	0	0	0	0	0	0	0	0
22:45	0	0	0	0	0	0	0	0	0	0	0	0	0	0	0	0
23:00	0	1	0	2	0	0	0	0	0	0	0	0	0	0	0	3
23:15	0	0	0	0	0	0	0	0	0	0	0	0	0	0	0	0
23:30	0	0	0	0	0	0	0	0	0	0	0	0	0	0	0	0
23:45	0	0	0	1	0	0	0	1	0	0	0	0	0	0	0	1
Total	0	5	9	24	16	9	3	5	4	0	1	0	1	1	0	78
Total Stats	1	6	15	37	25	10	5	6	4	0	1	0	1	1	0	112

15th Percentile : 19 MPH
50th Percentile : 25 MPH
85th Percentile : 32 MPH
95th Percentile : 38 MPH

Mean Speed(Average) : 26 MPH
10 MPH Pace Speed : 20-29 MPH
Number in Pace : 69
Percent in Pace : 61.6%
Number of Vehicles > 31 MPH : 18
Percent of Vehicles > 31 MPH : 16.1%

Traffic Survey Specialists, Inc.

624 Gardenia Terrace, Delray Beach, Florida 33444

Phone (561) 272-3255 Fax (561) 272-4381

West Park, Florida
Broward
SW 40 Street West of SW 56 Avenue

050220T
Site Code: 00000050220
Station ID: 009601100039
Date Start: 03-May-11
Date End: 04-May-11

Eastbound, Westbound

Start Time	0 10	11 15	16 20	21 25	26 28	29 31	32 34	35 37	38 40	41 43	44 46	47 49	50 52	53 55	56 147	Total
5/3/11	0	0	0	1	0	0	0	0	0	0	0	0	0	0	0	1
00:15	0	0	1	0	0	0	1	0	0	0	0	0	0	0	0	2
00:30	0	0	0	0	0	0	0	0	0	0	0	0	0	0	0	0
00:45	0	0	0	0	0	0	0	0	0	0	0	0	0	0	0	0
01:00	0	0	1	1	0	0	1	0	0	0	0	0	0	0	0	3
01:15	0	0	0	0	0	0	0	0	0	0	0	0	0	0	0	0
01:30	0	0	0	0	0	1	1	0	0	0	0	0	0	0	0	2
01:45	0	0	0	0	1	0	0	0	0	0	0	0	0	0	0	1
02:00	0	0	0	0	1	1	1	0	0	0	0	0	0	0	0	3
02:15	0	0	0	0	0	0	0	1	0	0	0	0	0	0	0	1
02:30	0	0	0	0	0	0	0	0	0	0	0	0	0	0	0	0
02:45	0	0	0	0	0	0	0	0	0	0	0	0	0	0	0	0
03:00	0	0	0	0	0	0	0	1	0	0	0	0	0	0	0	1
03:15	0	0	0	0	0	0	0	0	0	0	0	0	0	0	0	0
03:30	0	0	0	1	0	1	0	0	0	0	0	0	0	0	0	2
03:45	0	0	0	0	0	0	0	0	0	0	0	0	0	0	0	0
04:00	0	0	0	1	0	1	0	0	0	0	0	0	0	0	0	2
04:15	0	0	0	1	0	0	0	0	0	0	0	0	0	0	0	0
04:30	0	0	0	0	0	0	0	0	0	0	0	0	0	0	0	0
04:45	0	0	0	0	0	0	0	0	0	0	0	0	0	0	0	0
05:00	0	0	0	1	0	0	0	0	0	0	0	0	0	0	0	1
05:15	0	0	1	1	0	0	0	0	0	0	0	0	0	0	0	0
05:30	0	0	0	0	0	0	0	0	0	0	0	0	0	0	0	2
05:45	0	0	0	0	0	0	0	0	0	0	0	0	0	0	0	0
06:00	0	0	1	1	0	0	0	0	0	0	0	0	0	0	0	2
06:15	0	0	0	1	0	0	0	0	0	0	0	0	0	0	0	1
06:30	0	0	1	0	0	0	0	0	0	0	0	0	0	0	0	0
06:45	0	0	0	1	2	0	0	0	0	0	0	0	0	0	0	1
07:00	0	0	1	2	2	0	0	0	0	0	0	0	0	0	0	5
07:15	0	1	1	1	1	0	0	0	1	0	0	0	0	0	0	4
07:30	0	0	1	3	1	0	0	0	0	0	0	0	0	0	0	6
07:45	0	0	2	3	1	0	1	0	0	0	0	0	0	0	0	7
08:00	0	1	3	5	7	1	1	0	1	0	0	0	0	0	0	19
08:15	0	0	0	1	0	0	0	0	0	0	0	0	0	0	0	1
08:30	0	0	0	0	0	0	0	0	0	0	0	0	0	0	0	0
08:45	0	0	1	0	1	1	1	0	0	0	0	0	0	0	0	4
09:00	0	2	1	0	0	0	0	0	0	0	0	0	0	0	0	3
09:15	0	2	2	1	1	1	1	0	0	0	0	0	0	0	0	8
09:30	0	0	1	1	1	1	1	0	0	0	0	0	0	0	0	5
09:45	0	0	0	2	0	1	0	0	0	0	0	0	0	0	0	3
10:00	0	0	1	1	0	0	1	0	0	0	0	0	0	0	0	3
10:15	0	0	3	4	2	2	2	0	0	0	0	0	0	0	0	13
10:30	0	0	0	0	1	0	0	0	0	0	0	0	0	0	0	1
10:45	1	0	0	3	0	0	0	0	0	0	0	0	0	0	0	3
11:00	0	1	1	2	0	0	0	0	0	0	0	0	0	0	0	1
11:15	1	1	1	5	1	0	0	0	0	0	0	0	0	0	0	9
11:30	0	0	1	1	0	0	0	0	0	0	0	0	0	0	0	2
11:45	0	0	0	1	0	0	0	0	0	0	0	0	0	0	0	1
Total	1	1	0	0	0	0	0	0	0	0	0	0	0	0	0	4
	1	1	1	4	0	0	0	0	0	0	0	0	0	0	0	7
	2	5	13	25	14	6	6	1	1	0	0	0	0	0	0	73

Traffic Survey Specialists, Inc.

624 Gardenia Terrace, Delray Beach, Florida 33444

Phone (561) 272-3255 Fax (561) 272-4381

West Park, Florida
Broward
SW 40 Street West of SW 56 Avenue

050220T
Site Code: 00000050220
Station ID: 009601100039
Date Start: 03-May-11
Date End: 04-May-11

Eastbound, Westbound

Start Time	0 10	11 15	16 20	21 25	26 28	29 31	32 34	35 37	38 40	41 43	44 46	47 49	50 52	53 55	56 147	Total
12 PM	0	0	0	1	0	0	0	0	0	0	0	0	0	0	0	1
12:15	0	0	0	0	0	0	0	0	1	0	0	1	0	0	0	2
12:30	0	1	0	0	1	1	0	0	0	0	0	0	1	1	0	5
12:45	0	0	0	2	0	0	0	0	0	0	0	0	0	0	0	2
13:00	0	1	0	3	1	1	0	0	1	0	0	1	1	1	0	10
13:15	0	0	1	1	0	1	0	1	0	0	0	0	0	0	0	4
13:30	0	1	0	1	0	1	0	0	0	0	0	0	0	0	0	3
13:45	0	0	0	1	0	0	0	0	0	0	0	0	0	0	0	1
14:00	0	0	0	0	0	1	1	0	0	0	0	0	0	0	0	2
14:15	0	1	1	3	0	3	1	1	0	0	0	0	0	0	0	10
14:30	0	0	1	2	1	0	0	0	0	0	0	0	0	0	0	4
14:45	0	0	0	1	0	0	0	1	0	0	0	0	0	0	0	1
15:00	0	0	1	9	5	0	0	1	0	0	0	0	0	0	0	16
15:15	0	0	0	0	2	1	0	0	0	0	0	0	0	0	0	3
15:30	0	0	0	1	0	0	0	0	0	0	0	0	0	0	0	1
15:45	0	0	0	1	3	0	1	0	1	0	0	0	0	0	0	6
16:00	0	0	0	2	0	0	0	0	0	0	0	0	0	0	0	2
16:15	0	0	0	4	5	1	1	0	1	0	0	0	0	0	0	12
16:30	0	0	1	0	5	0	0	0	1	0	0	0	0	0	0	7
16:45	0	0	0	1	1	0	0	0	0	0	1	0	0	0	0	3
17:00	0	1	1	2	1	1	0	0	0	0	0	0	0	0	0	2
17:15	0	1	2	4	8	1	0	0	1	0	1	0	0	0	0	18
17:30	0	0	2	2	1	1	0	0	0	0	0	0	0	0	0	6
17:45	0	0	0	0	1	0	1	0	0	0	0	0	0	0	0	2
18:00	0	0	3	5	4	2	1	2	0	0	1	0	0	0	0	18
18:15	0	0	0	3	0	0	2	0	0	0	0	0	0	0	0	5
18:30	0	1	0	1	0	1	0	0	0	0	0	0	0	0	0	3
18:45	0	0	0	0	0	0	0	0	0	0	0	0	0	0	0	0
19:00	0	1	1	3	0	0	0	0	1	0	0	0	0	0	0	6
19:15	0	2	1	7	0	1	2	0	1	0	0	0	0	0	0	14
19:30	0	1	0	0	1	1	0	0	0	0	0	0	0	0	0	3
19:45	0	0	3	2	0	0	0	0	0	0	0	0	0	0	0	5
20:00	0	0	0	1	0	0	0	0	0	0	0	0	0	0	0	2
20:15	0	1	1	3	0	0	0	0	0	0	0	0	0	0	0	3
20:30	0	0	0	3	0	0	0	0	0	0	0	0	0	0	0	2
20:45	0	0	0	3	0	0	0	0	0	0	0	0	0	0	0	3
21:00	0	1	3	6	1	1	1	0	0	0	0	0	0	0	0	13
21:15	0	0	1	1	0	1	0	0	0	0	0	0	0	0	0	3
21:30	0	0	2	2	0	0	0	0	0	0	0	0	0	0	0	4
21:45	0	0	1	2	0	0	0	0	0	0	0	0	0	0	0	3
22:00	0	0	1	0	0	0	0	0	0	0	0	0	0	0	0	1
22:15	0	0	5	5	0	1	0	0	0	0	0	0	0	0	0	11
22:30	0	1	0	2	1	0	0	0	0	0	0	0	0	0	0	4
22:45	0	0	0	0	1	0	0	0	0	0	0	0	0	0	0	2
23:00	0	0	0	0	0	1	0	0	0	0	0	0	0	0	0	1
23:15	0	1	1	3	2	3	0	0	0	0	0	0	0	0	0	10
23:30	1	0	0	0	0	0	0	0	0	0	0	0	0	0	0	1
23:45	0	0	0	0	1	0	0	0	0	0	0	0	0	0	0	1
Total	2	8	19	52	27	14	6	5	4	0	2	1	1	1	0	142
Total Stats	4	13	32	77	41	20	12	6	5	0	2	1	1	1	0	215

15th Percentile : 18 MPH
50th Percentile : 24 MPH
85th Percentile : 31 MPH
95th Percentile : 37 MPH

Mean Speed(Average) : 25 MPH
10 MPH Pace Speed : 19-28 MPH
Number in Pace : 132
Percent in Pace : 61.4%
Number of Vehicles > 31 MPH : 28
Percent of Vehicles > 31 MPH : 13.0%

FDOT Peak Season Factor Category Report

MOCF: 0.96

Week	Dates	SF	PSCF
1	01/01/2010 - 01/02/2010	1.00	1.04
2	01/03/2010 - 01/09/2010	1.00	1.04
3	01/10/2010 - 01/16/2010	1.00	1.04
4	01/17/2010 - 01/23/2010	0.99	1.03
* 5	01/24/2010 - 01/30/2010	0.97	1.01
* 6	01/31/2010 - 02/06/2010	0.96	1.00
* 7	02/07/2010 - 02/13/2010	0.95	0.99
* 8	02/14/2010 - 02/20/2010	0.94	0.98
* 9	02/21/2010 - 02/27/2010	0.94	0.98
*10	02/28/2010 - 03/06/2010	0.94	0.98
*11	03/07/2010 - 03/13/2010	0.95	0.99
*12	03/14/2010 - 03/20/2010	0.95	0.99
*13	03/21/2010 - 03/27/2010	0.96	1.00
*14	03/28/2010 - 04/03/2010	0.97	1.01
*15	04/04/2010 - 04/10/2010	0.97	1.01
*16	04/11/2010 - 04/17/2010	0.98	1.02
*17	04/18/2010 - 04/24/2010	0.99	1.03
18	04/25/2010 - 05/01/2010	0.99	1.03
19	05/02/2010 - 05/08/2010	0.99	1.03
20	05/09/2010 - 05/15/2010	1.00	1.04
21	05/16/2010 - 05/22/2010	1.00	1.04
22	05/23/2010 - 05/29/2010	1.00	1.04
23	05/30/2010 - 06/05/2010	1.00	1.04
24	06/06/2010 - 06/12/2010	1.01	1.05
25	06/13/2010 - 06/19/2010	1.01	1.05
26	06/20/2010 - 06/26/2010	1.02	1.06
27	06/27/2010 - 07/03/2010	1.03	1.07
28	07/04/2010 - 07/10/2010	1.04	1.08
29	07/11/2010 - 07/17/2010	1.04	1.08
30	07/18/2010 - 07/24/2010	1.04	1.08
31	07/25/2010 - 07/31/2010	1.04	1.08
32	08/01/2010 - 08/07/2010	1.04	1.08
33	08/08/2010 - 08/14/2010	1.04	1.08
34	08/15/2010 - 08/21/2010	1.03	1.07
35	08/22/2010 - 08/28/2010	1.04	1.08
36	08/29/2010 - 09/04/2010	1.04	1.08
37	09/05/2010 - 09/11/2010	1.04	1.08
38	09/12/2010 - 09/18/2010	1.04	1.08
39	09/19/2010 - 09/25/2010	1.04	1.08
40	09/26/2010 - 10/02/2010	1.03	1.07
41	10/03/2010 - 10/09/2010	1.02	1.06
42	10/10/2010 - 10/16/2010	1.01	1.05
43	10/17/2010 - 10/23/2010	1.01	1.05
44	10/24/2010 - 10/30/2010	1.01	1.05
45	10/31/2010 - 11/06/2010	1.00	1.04
46	11/07/2010 - 11/13/2010	1.00	1.04
47	11/14/2010 - 11/20/2010	1.00	1.04
48	11/21/2010 - 11/27/2010	1.00	1.04
49	11/28/2010 - 12/04/2010	1.00	1.04
50	12/05/2010 - 12/11/2010	1.00	1.04
51	12/12/2010 - 12/18/2010	1.00	1.04
52	12/19/2010 - 12/25/2010	1.00	1.04
53	12/26/2010 - 12/31/2010	1.00	1.04

* Peak Season

**APPENDIX C:
FDOT Pre-Application Letter**



Florida Department of Transportation

RICK SCOTT
GOVERNOR

3400 W. Commercial Blvd.
Fort Lauderdale, FL 33309

ANANTH PRASAD, P.E.
SECRETARY

August 25, 2011

**THIS PRE-APPLICATION LETTER IS VALID UNTIL AUGUST 25, 2012
THIS LETTER IS NOT A PERMIT APPROVAL**

Mr. Adrian Dabkowski
Kimley-Horn and Associates, Inc.
5200 NW 33rd Avenue, Suite 109
Fort Lauderdale, Florida 33309

Dear Mr. Dabkowski:

RE: **August 25, 2011** Pre-application Meeting for Category N/A
Broward County, Urban, In the City of West Park
State Road 7, State Section 86100, Milepost 0.710, Access Class 6, Posted Speed 40 mph, SIS: N
Reference Project 227773.1, Location: South of Hallandale Beach Boulevard, East Side of State Road 7
Site Acreage: N/A, Proposed Land Use: N/A, Plat Name: N/A
Applicant: City of West Park, Property Owner: City of West Park
Proposed Project Name & Address: N/A

Your Request: To close access to Barry Road from SR-7/Ronald Road.

WE APPROVE YOUR REQUEST. Please see the conditions and comments below.

This ruling is based on your presentation of the facts, traffic study.

Conditions: If the City closes the access to Barry Road the Department will not likely allow it to reopen in the future. Installation of bollards within the DOTR/W will not be permitted.

- Drainage mitigation is required for any impacts within FDOT right-of-way (i.e. increased runoff or reduction of existing storage).
- A Storm Water Pollution Prevention Plan must be submitted with the application if there will be more than one acre of "disturbed area" (as defined by the Florida Department of Environmental Protection (FDEP))
- If right-of-way dedication is required to implement the proposed improvements, the applicant shall donate the right-of-way to the Department.
- All driveways not approved in this letter must be fully removed and the area restored.

Comments:

Please note that the dimensions between driveways are measured from the near edge of pavement to near edge of pavement and dimensions between median openings are measured from centerline to centerline unless otherwise indicated.

The purpose of this Pre-Application letter is to document the conceptual review of the approximate location of driveway(s) to the State Highway system and to note any required improvements. This letter shall be submitted with any further reviews. If conceptually approved, the applicant may submit engineering plans to the Department for permitting. The Department's personnel shall review these plans for compliance with this letter as well as current Department standards and/or specifications. Final design must consider the existing roadway profile and any impacts to the existing drainage system. **Please note that this letter does not guarantee permit approval.** The permit may be denied based on the review of the submitted engineering plans. Be aware that any approved median openings may be modified (or closed) in the future, at the sole discretion of the Department.

For right-of-way dedication requirements go to: <http://www.dot.state.fl.us/statemaintenanceoffice/District4PermitInformation.shtm>: Scroll down to Additional Information and Examples and choose Right-of-way Donations/Dedications.

Please contact Christine Nabong Bacomo at the District Permits Office with any questions at telephone number 954-777-4377, fax number 954-677-7893 or e-mail: christine.bacomo@dot.state.fl.us. Thank you.

Sincerely,

FOR → *Stan Williams*
Christine Nabong Bacomo, P.E.
District Permits Engineer

CNB/jma

cc: Beth Coe *VK*
Stan Williams

File: s:\Permits\Pre-app Letters\Broward\City of West Park - SR 7.doc



PERMIT PRE-APPLICATION REVIEW REQUEST

A reminder: Your preparation for the pre-application meeting impacts our ability to give a complete review. If you are requesting a review for driveway, you should provide a current survey that shows existing driveways, streets or alleys to either side of your proposed driveway as well as any nearby median openings. If a current survey is not available, you should make careful field measurements and provide drawings relating these features with the proposed driveway. A site plan and traffic study will also assist in our review.

<p>DATE:</p> <p>TO: Christine Nabong Bacomo, P.E. District Permits Engineer, or Josette Amitirigala, C.P.S. Administrative Assistant Florida Department of Transportation 3400 West Commercial Blvd, Fort Lauderdale, FL 33309-2134 Phone: (954) 777-4383 Fax: (954) 677-7893 E-mail: christine.bacomo@dot.state.fl.us E-mail: josette.amitirigala@dot.state.fl.us</p>	<p>How many will be in your party? <u> 2 </u></p> <p>Most reviews involve driveway and this form is designed for that. If your requested review is for other than driveway connection, please indicate here</p> <p><input checked="" type="checkbox"/> Other and describe. Proposed Access closure of SR 7 and Barry Road.</p>
---	--

Permits Information on Internet Site:
<http://www.dot.state.fl.us/statemaintenanceoffice/District4PermitInformation.shtm>

Consultant Representative: Adrian Dabkowski Consultant Firm: Kimley-Horn and Associates Mailing Address: 5200 NW 33 rd Avenue, Suite 109, Fort Lauderdale, Florida 33309		In the City of: West Park Not within City Limits	
Consultant E-mail Address: adrian.dabkowski@kimley-horn.com		County: Broward	State Road No.: 7
Consultant Telephone: 954-535-5144		Does the State Highway have curb and gutter? Yes	
Property Owner: City of West Park	B Y	Highway Section No.:	Hwy. Access Class: B Y
Applicant (Should be same as owner. If not explain): City of West Park	D O T	Category:	Mile Post: D O T
Proposed Project Name: Proposed Barry Road and SR 7 road closure Street Address: south east quadrant of Hallandale Beach Boulevard and SR 7		Project Location: Name of nearest cross street and distance to it. At Barry Road	
DGPS LATITUDE:	DGPS LONGITUDE:	Side of Road: N (E) S W	Posted Speed: 40 MPH
<p>Circle or Write Land Use: (01) Transportation 02 Industrial 03 Warehouse 04 Residential 05 Lodging 06 Recreational 07 Education</p> <p>08 Medical 09 Office 10 Freestanding Commercial 11 Shopping Center 12 Gas Station 13 Convenience Market 14 Restaurant</p> <p>How many acres is the site? _____ Land Use? Pick One: _____ Projected Site Vehicle Trips Per Day? _____</p>			
Aerial & Map Atlas (Redimap) Volume No:		Page No:	Maximum Square Footage:
(If in Broward): Existing Plat Name:		(If to be re-platted): Proposed Plat Name:	
(If in Broward): Plat Number		(If in Broward): Plat. Book _____ Page Number: _____	
Request: Removal of access from SR 7 to Barry Road.			

We are providing current survey site plan traffic study distance relation to existing driveway connections